

ภาคผนวก ข-6

ผลการตรวจวัดคุณภาพอากาศจากปล่อง โดยระบบ CEMs
และรายงานผลการดำเนินการบำรุงรักษาระบบ

DAILY REPORT OF GAS TURBINE GENERATOR OPERATION

DATE: 01 January, '23

1TX.PV 1SAAA11001.PV 1SAAA11002.PV 1SAAA11003.PV 1SAAA11004.PV 1SAAA11005.PV 1NOX7P02.PV								
ITEM	Time	AVERAGE EXHAUST TEMP	NOx STACK HRSG 1	SO2 STACK HRSG 1	CO STACK HRSG 1	O2 STACK HRSG 1	OPACITY STACK HRSG 1	NOX (7% O2) HRSG1
DATA		(AVR)	(AVR)	(AVR)	(AVR)	(AVR)	(AVR)	(AVR)
TAG NAME		1TX	1SAAA11001	1SAAA11002	1SAAA11003	1SAAA11004	1SAAA11005	1NOX7P02
UNIT		degC	ppm	ppm	ppm	%O2	%	ppm
	1:00	866	12.7	-9.2	30.7	4.91	0.0	11.1
	2:00	866	12.8	-9.1	32.0	4.72	0.0	11.0
	3:00	866	13.0	-9.0	32.4	4.54	0.0	11.0
	4:00	866	12.6	-9.3	32.5	4.36	0.0	10.6
	5:00	866	13.1	-9.1	31.8	4.18	0.0	10.9
	6:00	866	12.2	-9.0	32.1	4.01	0.1	10.8
	7:00	866	13.3	-9.0	30.5	3.84	0.1	10.8
	8:00	866	13.3	-8.9	32.8	3.68	0.1	10.7
	9:00	866	12.8	-9.2	30.7	3.52	0.1	10.2
	10:00	866	13.1	-9.2	28.5	3.37	0.0	10.4
	11:00	866	12.7	-9.6	27.9	3.22	0.0	9.9
	12:00	866	12.7	-9.8	27.5	3.06	0.0	9.9
	13:00	866	12.6	-10.2	26.7	2.93	0.0	9.7
	14:00	866	12.8	-10.2	24.7	2.81	0.0	9.8
	15:00	866	12.5	-10.4	25.4	2.70	0.0	9.6
	16:00	866	12.3	-10.3	25.6	2.59	0.0	9.3
	17:00	865	12.2	-10.3	25.0	2.49	0.0	9.2
	18:00	865	12.3	-10.0	28.0	2.38	0.0	9.2
	19:00	866	12.8	-9.8	25.5	2.28	0.0	9.5
	20:00	866	12.9	-9.5	26.5	2.19	0.0	9.6
	21:00	866	12.6	-9.8	27.4	2.11	0.0	9.3
	22:00	866	12.7	-9.6	28.1	2.03	0.0	9.4
	23:00	866	12.8	-9.5	28.7	1.96	0.0	9.4
	0:00	866	13.1	-9.3	28.8	1.89	0.0	9.6
AVE		866	12.8	-9.6	28.7	3.16	0.0	10.0
SUM								
MAX		866	13.3	-8.9	32.83	4.91	0.1	11.1
MIN		865	12.2	-10.4	24.66	1.89	0.0	9.2

DAILY REPORT OF GAS TURBINE GENERATOR OPERATION

02 January, '23

ITEM	Time	AVERAGE EXHAUST TEMP	NOx STACK HRSG 1	SO2 STACK HRSG 1	CO STACK HRSG 1	O2 STACK HRSG 1	OPACITY STACK HRSG 1	NOX (7% O2) HRSG1
DATA		(AVR)	(AVR)	(AVR)	(AVR)	(AVR)	(AVR)	(AVR)
TAG NAME		1TX	1SAAA11001	1SAAA11002	1SAAA11003	1SAAA11004	1SAAA11005	1NOX7P02
UNIT		degC	ppm	ppm	ppm	%O2	%	ppm
	1:00	866	12.7	-9.6	27.4	1.83	0.0	9.2
	2:00	866	12.7	-9.5	26.9	1.77	0.0	9.2
	3:00	866	12.4	-9.6	26.9	1.72	0.0	9.0
	4:00	866	12.8	-9.3	27.1	1.67	0.0	9.2
	5:00	866	12.6	-9.4	27.1	1.62	0.0	9.1
	6:00	866	12.8	-9.4	26.5	1.57	0.0	9.2
	7:00	866	13.0	-9.2	27.1	1.53	0.0	9.3
	8:00	866	13.0	-9.3	26.2	1.49	0.0	9.3
	9:00	866	13.1	-9.3	27.3	1.45	0.0	9.4
	10:00	866	13.0	-9.4	26.7	1.42	0.0	9.3
	11:00	866	11.9	-9.8	27.7	1.39	0.0	8.5
	12:00	866	11.8	-9.9	28.0	1.36	0.0	8.3
	13:00	866	11.8	-9.9	28.0	1.36	0.0	8.3
	14:00	866	11.7	-9.9	28.0	1.39	0.0	8.3
	15:00	866	11.7	-9.9	28.0	1.39	0.0	8.3
	16:00	866	11.7	-9.8	28.0	1.39	0.0	8.3
	17:00	866	11.7	-9.8	28.0	1.39	0.0	8.3
	18:00	865	11.7	-9.8	28.0	1.39	0.0	8.3
	19:00	866	11.7	-9.8	28.0	1.39	0.0	8.3
	20:00	866	11.7	-9.8	28.0	1.39	0.0	8.3
	21:00	866	11.7	-9.8	28.0	1.39	0.0	8.3
	22:00	866	11.7	-9.8	28.0	1.39	0.0	8.3
	23:00	866	11.7	-9.8	28.0	1.39	0.0	8.3
	0:00	866	11.7	-9.8	28.0	1.39	0.0	8.3
AVE		866	12.2	-9.7	27.5	1.48	0.0	8.7
SUM								
MAX		866	13.1	-9.2	27.98	1.83	0.0	9.4
MIN		865	11.7	-9.9	26.19	1.39	0.0	8.3

DAILY REPORT OF GAS TURBINE GENERATOR OPERATION

03 January , ' 23

ITEM	Time	AVERAGE EXHAUST TEMP	NOx STACK HRSG 1	SO2 STACK HRSG 1	CO STACK HRSG 1	O2 STACK HRSG 1	OPACITY STACK HRSG 1	NOX (7% O2) HRSG1
DATA		(AVR)	(AVR)	(AVR)	(AVR)	(AVR)	(AVR)	(AVR)
TAG NAME		1TX	1SAAA11001	1SAAA11002	1SAAA11003	1SAAA11004	1SAAA11005	1NOX7P02
UNIT		degC	ppm	ppm	ppm	%O2	%	ppm
	1:00	866	11.7	-9.8	28.0	1.39	0.0	8.3
	2:00	866	11.7	-9.8	28.0	1.39	0.0	8.3
	3:00	866	11.7	-9.8	28.0	1.39	0.0	8.3
	4:00	866	11.7	-9.8	28.0	1.39	0.0	8.3
	5:00	866	11.7	-9.8	28.0	1.39	0.0	8.3
	6:00	866	11.7	-9.8	28.0	1.39	0.0	8.3
	7:00	865	11.7	-9.8	28.0	1.39	0.0	8.3
	8:00	866	11.7	-9.8	28.0	1.39	0.0	8.3
	9:00	865	11.7	-9.8	28.0	1.39	0.0	8.3
	10:00	866	11.7	-9.8	28.0	1.39	0.0	8.3
	11:00	866	11.7	-9.8	28.0	1.39	0.0	8.3
	12:00	866	11.7	-9.8	28.0	1.39	0.0	8.3
	13:00	866	11.7	-9.8	28.0	1.39	0.0	8.3
	14:00	866	11.7	-9.8	28.0	1.39	0.0	8.3
	15:00	866	11.7	-9.8	28.0	1.39	0.0	8.3
	16:00	866	11.7	-9.8	28.0	1.39	0.0	8.3
	17:00	866	11.7	-9.8	28.0	1.39	0.0	8.3
	18:00	865	11.7	-9.8	28.0	1.39	0.0	8.3
	19:00	866	11.7	-9.8	28.0	1.39	0.0	8.3
	20:00	866	11.7	-9.8	28.0	1.39	0.0	8.3
	21:00	866	11.7	-9.8	28.0	1.39	0.0	8.3
	22:00	866	11.7	-9.8	28.0	1.39	0.0	8.3
	23:00	866	11.7	-9.8	28.0	1.39	0.0	8.3
	0:00	866	11.7	-9.8	28.0	1.39	0.0	8.3
AVE		866	11.7	-9.8	28.0	1.39	0.0	8.3
SUM								
MAX		866	11.7	-9.8	27.98	1.39	0.0	8.3
MIN		865	11.7	-9.8	27.98	1.39	0.0	8.3

DAILY REPORT OF GAS TURBINE GENERATOR OPERATION

04 January , ' 23

ITEM	Time	AVERAGE EXHAUST TEMP	NOx STACK HRSG 1	SO2 STACK HRSG 1	CO STACK HRSG 1	O2 STACK HRSG 1	OPACITY STACK HRSG 1	NOX (7% O2) HRSG1
DATA		(AVR)	(AVR)	(AVR)	(AVR)	(AVR)	(AVR)	(AVR)
TAG NAME		1TX	1SAAA11001	1SAAA11002	1SAAA11003	1SAAA11004	1SAAA11005	1NOX7P02
UNIT		degC	ppm	ppm	ppm	%O2	%	ppm
	1:00	866	11.7	-9.8	28.0	1.39	0.0	8.3
	2:00	866	11.7	-9.8	28.0	1.39	0.0	8.3
	3:00	866	11.7	-9.8	28.0	1.39	0.0	8.3
	4:00	866	11.7	-9.8	28.0	1.39	0.0	8.3
	5:00	866	11.7	-9.8	28.0	1.39	0.0	8.3
	6:00	866	11.7	-9.8	28.0	1.39	0.0	8.3
	7:00	866	11.7	-9.8	28.0	1.39	0.0	8.3
	8:00	866	11.7	-9.8	28.0	1.39	0.0	8.3
	9:00	866	11.7	-9.8	28.0	1.39	0.0	8.3
	10:00	865	11.7	-9.8	28.0	1.39	0.0	8.3
	11:00	866	11.7	-9.8	28.0	1.39	0.0	8.3
	12:00	866	11.7	-9.8	28.0	1.39	0.0	8.3
	13:00	866	11.7	-9.8	28.0	1.39	0.0	8.3
	14:00	866	11.7	-9.8	28.0	1.39	0.0	8.3
	15:00	866	11.7	-9.8	28.0	1.39	0.0	8.3
	16:00	866	11.7	-9.8	28.0	1.39	0.0	8.3
	17:00	866	11.7	-9.8	28.0	1.39	0.0	8.3
	18:00	865	11.7	-9.8	28.0	1.39	0.0	8.3
	19:00	865	11.7	-9.8	28.0	1.39	0.0	8.3
	20:00	866	11.7	-9.8	28.0	1.39	0.0	8.3
	21:00	866	11.7	-9.8	28.0	1.39	0.0	8.3
	22:00	866	11.7	-9.8	28.0	1.39	0.0	8.3
	23:00	865	11.7	-9.8	28.0	1.39	0.0	8.3
	0:00	866	11.7	-9.8	28.0	1.39	0.0	8.3
AVE		866	11.7	-9.8	28.0	1.39	0.0	8.3
SUM								
MAX		866	11.7	-9.8	27.98	1.39	0.0	8.3
MIN		865	11.7	-9.8	27.98	1.39	0.0	8.3

DAILY REPORT OF GAS TURBINE GENERATOR OPERATION

05 January , ' 23

ITEM	Time	AVERAGE EXHAUST TEMP	NOx STACK HRSG 1	SO2 STACK HRSG 1	CO STACK HRSG 1	O2 STACK HRSG 1	OPACITY STACK HRSG 1	NOX (7% O2) HRSG1
DATA		(AVR)	(AVR)	(AVR)	(AVR)	(AVR)	(AVR)	(AVR)
TAG NAME		1TX	1SAAA11001	1SAAA11002	1SAAA11003	1SAAA11004	1SAAA11005	1NOX7P02
UNIT		degC	ppm	ppm	ppm	%O2	%	ppm
	1:00	866	11.7	-9.8	28.0	1.39	0.0	8.3
	2:00	866	11.7	-9.8	28.0	1.39	0.0	8.3
	3:00	866	11.7	-9.8	28.0	1.39	0.0	8.3
	4:00	866	11.7	-9.8	28.0	1.39	0.0	8.3
	5:00	866	11.7	-9.8	28.0	1.39	0.0	8.3
	6:00 *	866	11.7	-9.8	28.0	1.39	0.0	8.3
	7:00	866	11.7	-9.8	28.0	1.39	0.0	8.3
	8:00	866	11.7	-9.8	28.0	1.39	0.0	8.3
	9:00	866	11.7	-9.8	28.0	1.39	0.0	8.3
	10:00	865	11.7	-9.8	28.0	1.39	0.0	8.3
	11:00	866	11.7	-9.8	28.0	1.39	0.0	8.3
	12:00	866	11.7	-9.8	28.0	1.39	0.0	8.3
	13:00	866	11.7	-9.8	28.0	1.39	0.0	8.3
	14:00	866	11.7	-9.8	28.0	1.39	0.0	8.3
	15:00	866	11.7	-9.8	28.0	1.39	0.0	8.3
	16:00	866	11.7	-9.8	28.0	1.39	0.0	8.3
	17:00	866	11.7	-9.8	28.0	1.39	0.0	8.3
	18:00	865	11.7	-9.8	28.0	1.39	0.0	8.3
	19:00	866	11.7	-9.8	28.0	1.39	0.0	8.3
	20:00	866	11.7	-9.8	28.0	1.39	0.0	8.3
	21:00	866	11.7	-9.8	28.0	1.39	0.0	8.3
	22:00	866	11.7	-9.8	28.0	1.39	0.0	8.3
	23:00	866	11.7	-9.8	28.0	1.39	0.0	8.3
	0:00	866	11.7	-9.8	28.0	1.39	0.0	8.3
AVE		866	11.7	-9.8	28.0	1.39	0.0	8.3
SUM								
MAX		866	11.7	-9.8	27.98	1.39	0.0	8.3
MIN		865	11.7	-9.8	27.98	1.39	0.0	8.3

DAILY REPORT OF GAS TURBINE GENERATOR OPERATION

06 January , ' 23

ITEM	Time	AVERAGE EXHAUST TEMP	NOx STACK HRSG 1	SO2 STACK HRSG 1	CO STACK HRSG 1	O2 STACK HRSG 1	OPACITY STACK HRSG 1	NOX (7% O2) HRSG1
DATA		(AVR)	(AVR)	(AVR)	(AVR)	(AVR)	(AVR)	(AVR)
TAG NAME		1TX	1SAAA11001	1SAAA11002	1SAAA11003	1SAAA11004	1SAAA11005	1NOX7P02
UNIT		degC	ppm	ppm	ppm	%O2	%	ppm
	1:00	866	11.7	-9.8	28.0	1.39	0.0	8.3
	2:00	866	11.7	-9.8	28.0	1.39	0.0	8.3
	3:00	866	11.7	-9.8	28.0	1.39	0.0	8.3
	4:00	866	11.7	-9.8	28.0	1.39	0.0	8.3
	5:00	866	11.7	-9.8	28.0	1.39	0.0	8.3
	6:00	866	11.7	-9.8	28.0	1.39	0.0	8.3
	7:00	866	11.7	-9.8	28.0	1.39	0.0	8.3
	8:00	866	11.7	-9.8	28.0	1.39	0.0	8.3
	9:00	866	11.7	-9.8	28.0	1.39	0.0	8.3
	10:00	866	11.7	-9.8	28.0	1.39	0.0	8.3
	11:00	865	11.7	-9.8	28.0	1.39	0.0	8.3
	12:00	866	11.7	-9.8	28.0	1.39	0.0	8.3
	13:00	866	11.7	-9.8	28.0	1.39	0.0	8.3
	14:00	866	11.7	-9.8	28.0	1.39	0.0	8.3
	15:00	866	11.7	-9.8	28.0	1.39	0.0	8.3
	16:00	866	11.7	-9.8	28.0	1.39	0.0	8.3
	17:00	866	11.7	-9.8	28.0	1.39	0.0	8.3
	18:00	865	11.7	-9.8	28.0	1.39	0.0	8.3
	19:00	866	11.7	-9.8	28.0	1.39	0.0	8.3
	20:00	866	11.7	-9.8	28.0	1.39	0.0	8.3
	21:00	866	11.7	-9.8	28.0	1.39	0.0	8.3
	22:00	866	11.7	-9.8	28.0	1.39	0.0	8.3
	23:00	865	11.7	-9.8	28.0	1.39	0.0	8.3
	0:00	866	11.7	-9.8	28.0	1.39	0.0	8.3
AVE		866	11.7	-9.8	28.0	1.39	0.0	8.3
SUM								
MAX		866	11.7	-9.8	27.98	1.39	0.0	8.3
MIN		865	11.7	-9.8	27.98	1.39	0.0	8.3

DAILY REPORT OF GAS TURBINE GENERATOR OPERATION

07 January , ' 23

ITEM	Time	AVERAGE EXHAUST TEMP	NOx STACK HRSG 1	SO2 STACK HRSG 1	CO STACK HRSG 1	O2 STACK HRSG 1	OPACITY STACK HRSG 1	NOX (7% O2) HRSG1
DATA TAG		(AVR)	(AVR)	(AVR)	(AVR)	(AVR)	(AVR)	(AVR)
NAME		1TX	1SAAAI1001	1SAAAI1002	1SAAAI1003	1SAAAI1004	1SAAAI1005	1NOX7P02
UNIT		degC	ppm	ppm	ppm	%O2	%	ppm
	1:00	866	11.7	-9.8	28.0	1.39	0.0	8.3
	2:00	866	11.7	-9.8	28.0	1.39	0.0	8.3
	3:00	866	11.7	-9.8	28.0	1.39	0.0	8.3
	4:00	866	11.7	-9.8	28.0	1.39	0.0	8.3
	5:00	866	11.7	-9.8	28.0	1.39	0.0	8.3
	6:00	866	11.7	-9.8	28.0	1.39	0.0	8.3
	7:00	866	11.7	-9.8	28.0	1.39	0.0	8.3
	8:00	866	11.7	-9.8	28.0	1.39	0.0	8.3
	9:00	865	11.7	-9.8	28.0	1.39	0.0	8.3
	10:00	865	11.7	-9.8	28.0	1.39	0.0	8.3
	11:00	865	11.7	-9.8	28.0	1.39	0.0	8.3
	12:00	866	11.7	-9.8	28.0	1.39	0.0	8.3
	13:00	866	11.7	-9.8	28.0	1.39	0.0	8.3
	14:00	866	11.7	-9.8	28.0	1.39	0.0	8.3
	15:00	866	11.7	-9.8	28.0	1.39	0.0	8.3
	16:00	866	11.7	-9.8	28.0	1.39	0.0	8.3
	17:00	866	11.7	-9.8	28.0	1.39	0.0	8.3
	18:00	865	11.7	-9.8	28.0	1.39	0.0	8.3
	19:00	866	11.7	-9.8	28.0	1.39	0.0	8.3
	20:00	866	11.7	-9.8	28.0	1.39	0.0	8.3
	21:00	866	11.7	-9.8	28.0	1.39	0.0	8.3
	22:00	866	11.7	-9.8	28.0	1.39	0.0	8.3
	23:00	866	11.7	-9.8	28.0	1.39	0.0	8.3
	0:00	866	11.7	-9.8	28.0	1.39	0.0	8.3
AVE		866	11.7	-9.8	28.0	1.39	0.0	8.3
SUM								
MAX		866	11.7	-9.8	27.98	1.39	0.0	8.3
MIN		865	11.7	-9.8	27.98	1.39	0.0	8.3

DAILY REPORT OF GAS TURBINE GENERATOR OPERATION

08 January , ' 23

ITEM	Time	AVERAGE EXHAUST TEMP	NOx STACK HRSG 1	SO2 STACK HRSG 1	CO STACK HRSG 1	O2 STACK HRSG 1	OPACITY STACK HRSG 1	NOX (7% O2) HRSG1
DATA TAG		(AVR)	(AVR)	(AVR)	(AVR)	(AVR)	(AVR)	(AVR)
NAME		1TX	1SAAAI1001	1SAAAI1002	1SAAAI1003	1SAAAI1004	1SAAAI1005	1NOX7P02
UNIT		degC	ppm	ppm	ppm	%O2	%	ppm
	1:00	866	11.7	-9.8	28.0	1.39	0.0	8.3
	2:00	866	11.7	-9.8	28.0	1.39	0.0	8.3
	3:00	866	11.7	-9.8	28.0	1.39	0.0	8.3
	4:00	866	11.7	-9.8	28.0	1.39	0.0	8.3
	5:00	866	11.7	-9.8	28.0	1.39	0.0	8.3
	6:00	866	11.7	-9.8	28.0	1.39	0.0	8.3
	7:00	866	11.7	-9.8	28.0	1.39	0.0	8.3
	8:00	866	11.7	-9.8	28.0	1.39	0.0	8.3
	9:00	866	11.7	-9.8	28.0	1.39	0.0	8.3
	10:00	866	11.7	-9.8	28.0	1.39	0.0	8.3
	11:00	866	11.7	-9.8	28.0	1.39	0.0	8.3
	12:00	866	11.7	-9.8	28.0	1.39	0.0	8.3
	13:00	866	11.7	-9.8	28.0	1.39	0.0	8.3
	14:00	866	11.7	-9.8	28.0	1.39	0.0	8.3
	15:00	866	11.7	-9.8	28.0	1.39	0.0	8.3
	16:00	866	11.7	-9.8	28.0	1.39	0.0	8.3
	17:00	866	11.7	-9.8	28.0	1.39	0.0	8.3
	18:00	865	11.7	-9.8	28.0	1.39	0.0	8.3
	19:00	866	11.7	-9.8	28.0	1.39	0.0	8.3
	20:00	866	11.7	-9.8	28.0	1.39	0.0	8.3
	21:00	866	11.7	-9.8	28.0	1.39	0.0	8.3
	22:00	866	11.7	-9.8	28.0	1.39	0.0	8.3
	23:00	866	11.7	-9.8	28.0	1.39	0.0	8.3
	0:00	866	11.7	-9.8	28.0	1.39	0.0	8.3
AVE		866	11.7	-9.8	28.0	1.39	0.0	8.3
SUM								
MAX		866	11.7	-9.8	27.98	1.39	0.0	8.3
MIN		865	11.7	-9.8	27.98	1.39	0.0	8.3

DAILY REPORT OF GAS TURBINE GENERATOR OPERATION

09 January , ' 23

ITEM	Time	AVERAGE EXHAUST TEMP	NOx STACK HRSG 1	SO2 STACK HRSG 1	CO STACK HRSG 1	O2 STACK HRSG 1	OPACITY STACK HRSG 1	NOX (7% O2) HRSG1
DATA		(AVR)	(AVR)	(AVR)	(AVR)	(AVR)	(AVR)	(AVR)
TAG NAME		1TX	1SAAAI1001	1SAAAI1002	1SAAAI1003	1SAAAI1004	1SAAAI1005	1NOX7PO2
UNIT		degC	ppm	ppm	ppm	%O2	%	ppm
	1:00	866	11.7	-9.8	28.0	1.39	0.0	8.3
	2:00	866	11.7	-9.8	28.0	1.39	0.0	8.3
	3:00	866	11.7	-9.8	28.0	1.39	0.0	8.3
	4:00	866	11.7	-9.8	28.0	1.39	0.0	8.3
	5:00	866	11.7	-9.8	28.0	1.39	0.0	8.3
	6:00	866	11.7	-9.8	28.0	1.39	0.0	8.3
	7:00	866	11.7	-9.8	28.0	1.39	0.0	8.3
	8:00	866	11.7	-9.8	28.0	1.39	0.0	8.3
	9:00	866	11.7	-9.8	28.0	1.39	0.0	8.3
	10:00	866	11.7	-9.8	28.0	1.39	0.0	8.3
	11:00	866	11.7	-9.8	28.0	1.39	0.0	8.3
	12:00	866	11.7	-9.8	28.0	1.39	0.0	8.3
	13:00	866	11.7	-9.8	28.0	1.39	0.0	8.3
	14:00	866	11.7	-9.8	28.0	1.39	0.0	8.3
	15:00	866	11.7	-9.8	28.0	1.39	0.0	8.3
	16:00	866	11.7	-9.8	28.0	1.39	0.0	8.3
	17:00	866	11.7	-9.8	28.0	1.39	0.0	8.3
	18:00	866	11.7	-9.8	28.0	1.39	0.0	8.3
	19:00	866	11.7	-9.8	28.0	1.39	0.0	8.3
	20:00	866	11.7	-9.8	28.0	1.39	0.0	8.3
	21:00	866	11.7	-9.8	28.0	1.39	0.0	8.3
	22:00	866	11.7	-9.8	28.0	1.39	0.0	8.3
	23:00	866	11.7	-9.8	28.0	1.39	0.0	8.3
	0:00	866	11.7	-9.8	28.0	1.39	0.0	8.3
AVE		866	11.7	-9.8	28.0	1.39	0.0	8.3
SUM								
MAX		866	11.7	-9.8	27.98	1.39	0.0	8.3
MIN		866	11.7	-9.8	27.98	1.39	0.0	8.3

DAILY REPORT OF GAS TURBINE GENERATOR OPERATION

10 January , ' 23

ITEM	Time	AVERAGE EXHAUST TEMP	NOx STACK HRSG 1	SO2 STACK HRSG 1	CO STACK HRSG 1	O2 STACK HRSG 1	OPACITY STACK HRSG 1	NOX (7% O2) HRSG1
DATA		(AVR)	(AVR)	(AVR)	(AVR)	(AVR)	(AVR)	(AVR)
TAG NAME		1TX	1SAAAI1001	1SAAAI1002	1SAAAI1003	1SAAAI1004	1SAAAI1005	1NOX7PO2
UNIT		degC	ppm	ppm	ppm	%O2	%	ppm
	1:00	866	11.7	-9.8	28.0	1.39	0.0	8.3
	2:00	866	11.7	-9.8	28.0	1.39	0.0	8.3
	3:00	866	11.7	-9.8	28.0	1.39	0.0	8.3
	4:00	866	11.7	-9.8	28.0	1.39	0.0	8.3
	5:00	866	11.7	-9.8	28.0	1.39	0.0	8.3
	6:00	866	11.7	-9.8	28.0	1.39	0.0	8.3
	7:00	866	11.7	-9.8	28.0	1.39	0.0	8.3
	8:00	866	11.7	-9.8	28.0	1.39	0.0	8.3
	9:00	866	11.7	-9.8	28.0	1.39	0.0	8.3
	10:00	866	11.7	-9.8	28.0	1.39	0.0	8.3
	11:00	866	11.7	-9.8	28.0	1.39	0.0	8.3
	12:00	866	11.7	-9.8	28.0	1.39	0.0	8.3
	13:00	866	11.7	-9.8	28.0	1.39	0.0	8.3
	14:00	866	11.7	-9.8	28.0	1.39	0.0	8.3
	15:00	866	11.7	-9.8	28.0	1.39	0.0	8.3
	16:00	866	11.7	-9.8	28.0	1.39	0.0	8.3
	17:00	866	11.7	-9.8	28.0	1.39	0.0	8.3
	18:00	865	11.7	-9.8	28.0	1.39	0.0	8.3
	19:00	866	11.7	-9.8	28.0	1.39	0.0	8.3
	20:00	866	11.7	-9.8	28.0	1.39	0.0	8.3
	21:00	866	11.7	-9.8	28.0	1.39	0.0	8.3
	22:00	866	11.7	-9.8	28.0	1.39	0.0	8.3
	23:00	866	11.7	-9.8	28.0	1.39	0.0	8.3
	0:00	866	11.7	-9.8	28.0	1.39	0.0	8.3
AVE		866	11.7	-9.8	28.0	1.39	0.0	8.3
SUM								
MAX		866	11.7	-9.8	27.98	1.39	0.0	8.3
MIN		865	11.7	-9.8	27.98	1.39	0.0	8.3

DAILY REPORT OF GAS TURBINE GENERATOR OPERATION

11 January, '23

ITEM	Time	AVERAGE EXHAUST TEMP	NOx STACK HRSG 1	SO2 STACK HRSG 1	CO STACK HRSG 1	O2 STACK HRSG 1	OPACITY STACK HRSG 1	NOX (7% O2) HRSG1
DATA		(AVR)	(AVR)	(AVR)	(AVR)	(AVR)	(AVR)	(AVR)
TAG NAME		1TX	1SAAAI1001	1SAAAI1002	1SAAAI1003	1SAAAI1004	1SAAAI1005	1NOX7P02
UNIT		degC	ppm	ppm	ppm	%O2	%	ppm
	1:00	866	11.7	-9.8	28.0	1.39	0.0	8.3
	2:00	866	11.7	-9.8	28.0	1.39	0.0	8.3
	3:00	866	11.7	-9.8	28.0	1.39	0.0	8.3
	4:00	866	11.7	-9.8	28.0	1.39	0.0	8.3
	5:00	866	11.7	-9.8	28.0	1.39	0.0	8.3
	6:00	866	11.7	-9.8	28.0	1.39	0.0	8.3
	7:00	866	11.7	-9.8	28.0	1.39	0.0	8.3
	8:00	866	11.7	-9.8	28.0	1.39	0.0	8.3
	9:00	866	11.7	-9.8	28.0	1.39	0.0	8.3
	10:00	866	11.7	-9.8	28.0	1.39	0.0	8.3
	11:00	866	11.7	-9.8	28.0	1.39	0.0	8.3
	12:00	866	11.7	-9.8	28.0	1.39	0.0	8.3
	13:00	866	11.7	-9.8	28.0	1.39	0.0	8.3
	14:00	866	11.7	-9.8	28.0	1.39	0.0	8.3
	15:00	866	11.7	-9.8	28.0	1.39	0.0	8.3
	16:00	866	11.7	-9.8	28.0	1.39	0.0	8.3
	17:00	866	11.7	-9.8	28.0	1.39	0.0	8.3
	18:00	865	11.7	-9.8	28.0	1.39	0.0	8.3
	19:00	866	11.7	-9.8	28.0	1.39	0.0	8.3
	20:00	866	11.7	-9.8	28.0	1.39	0.0	8.3
	21:00	866	11.7	-9.8	28.0	1.39	0.0	8.3
	22:00	866	11.7	-9.8	28.0	1.39	0.0	8.3
	23:00	866	11.7	-9.8	28.0	1.39	0.0	8.3
	0:00	866	11.7	-9.8	28.0	1.39	0.0	8.3
AVE		866	11.7	-9.8	28.0	1.39	0.0	8.3
SUM								
MAX		866	11.7	-9.8	27.98	1.39	0.0	8.3
MIN		865	11.7	-9.8	27.98	1.39	0.0	8.3

DAILY REPORT OF GAS TURBINE GENERATOR OPERATION

12 January, '23

ITEM	Time	AVERAGE EXHAUST TEMP	NOx STACK HRSG 1	SO2 STACK HRSG 1	CO STACK HRSG 1	O2 STACK HRSG 1	OPACITY STACK HRSG 1	NOX (7% O2) HRSG1
DATA		(AVR)	(AVR)	(AVR)	(AVR)	(AVR)	(AVR)	(AVR)
TAG NAME		1TX	1SAAAI1001	1SAAAI1002	1SAAAI1003	1SAAAI1004	1SAAAI1005	1NOX7P02
UNIT		degC	ppm	ppm	ppm	%O2	%	ppm
	1:00	866	11.7	-9.8	28.0	1.39	0.0	8.3
	2:00	866	11.7	-9.8	28.0	1.39	0.0	8.3
	3:00	866	11.7	-9.8	28.0	1.39	0.0	8.3
	4:00	866	11.7	-9.8	28.0	1.39	0.0	8.3
	5:00	866	11.7	-9.8	28.0	1.39	0.0	8.3
	6:00	866	11.7	-9.8	28.0	1.39	0.0	8.3
	7:00	866	11.7	-9.8	28.0	1.39	0.0	8.3
	8:00	866	11.7	-9.8	28.0	1.39	0.0	8.3
	9:00	866	11.7	-9.8	28.0	1.39	0.0	8.3
	10:00	866	11.7	-9.8	28.0	1.39	0.0	8.3
	11:00	866	11.7	-9.8	28.0	1.39	0.0	8.3
	12:00	866	11.7	-9.8	28.0	1.39	0.0	8.3
	13:00	866	11.7	-9.8	28.0	1.39	0.0	8.3
	14:00	866	11.7	-9.8	28.0	1.39	0.0	8.3
	15:00	866	11.7	-9.8	28.0	1.39	0.0	8.3
	16:00	866	11.7	-9.8	28.0	1.39	0.0	8.3
	17:00	866	17.1	-6.2	14.4	10.28	0.0	35.1
	18:00	865	20.1	-4.0	0.0	15.48	0.0	51.6
	19:00	866	20.5	-4.1	7.4	15.46	0.0	52.4
	20:00	866	20.5	-3.9	8.0	15.46	0.0	52.3
	21:00	866	20.5	-3.8	8.6	15.47	0.0	52.3
	22:00	866	20.3	-3.8	8.7	15.48	0.0	52.1
	23:00	866	20.4	-3.7	8.3	15.49	0.0	52.2
	0:00	866	20.5	-3.6	8.8	15.49	0.0	52.6
AVE		866	14.5	-7.9	21.7	5.87	0.0	72.2
SUM								
MAX		866	20.5	-3.6	27.98	15.49	0.0	52.6
MIN		865	11.7	-9.8	7.44	1.39	0.0	8.3

DAILY REPORT OF GAS TURBINE GENERATOR OPERATION

13 January, '23

ITEM	Time	AVERAGE EXHAUST TEMP	NOx STACK HRSG 1	SO2 STACK HRSG 1	CO STACK HRSG 1	O2 STACK HRSG 1	OPACITY STACK HRSG 1	NOX (7% O2) HRSG1
DATA		(AVR)	(AVR)	(AVR)	(AVR)	(AVR)	(AVR)	(AVR)
TAG NAME	ITX	1SAAAT1001	1SAAAT1002	1SAAAT1003	1SAAAT1004	1SAAAT1005	1NOX7P02	
UNIT		degC	ppm	ppm	ppm	%O2	%	ppm
	1:00	866	20.2	-3.5	8.6	15.49	0.0	52.0
	2:00	866	20.1	-3.5	8.3	15.49	0.0	51.7
	3:00	866	20.2	-3.5	8.4	15.49	0.0	52.0
	4:00	866	20.2	-3.5	7.9	15.49	0.0	51.8
	5:00	866	20.3	-3.5	7.5	15.49	0.0	52.2
	6:00	866	20.3	-3.4	7.3	15.49*	0.0	52.3
	7:00	866	20.3	-3.4	7.3	15.49	0.0	52.3
	8:00	866	20.3	-3.4	7.4	15.49	0.0	52.2
	9:00	866	20.2	-3.4	7.1	15.50	0.0	52.0
	10:00	866	20.3	-3.6	6.1	15.50	0.0	52.4
	11:00	866	20.3	-3.9	5.6	15.48	0.0	52.0
	12:00	866	20.4	-4.1	5.1	15.47	0.0	52.2
	13:00	866	20.3	-4.1	5.4	15.47	0.0	52.0
	14:00	866	20.4	-4.4	5.4	15.47	0.0	52.2
	15:00	866	20.3	-4.6	5.1	15.45	0.0	51.9
	16:00	866	20.5	-4.4	5.1	15.46	0.0	52.4
	17:00	866	20.4	-4.4	5.8	15.46	0.0	52.1
	18:00	865	20.8	-4.2	8.3	15.44	0.0	52.9
	19:00	866	20.5	-4.1	7.0	15.47	0.0	52.5
	20:00	866	20.5	-3.9	6.8	15.49	0.0	52.6
	21:00	866	20.6	-3.7	7.1	15.50	0.0	53.0
	22:00	866	20.2	-3.7	6.9	15.50	0.0	52.1
	23:00	866	20.4	-3.7	7.3	15.50	0.0	52.6
	0:00	866	20.4	-3.6	7.3	15.50	0.0	52.5
AVE		866	20.4	-3.8	6.8	15.48	0.0	52.2
SUM								
MAX		866	20.8	-3.4	8.63	15.50	0.0	53.0
MIN		865	20.1	-4.6	5.10	15.44	0.0	51.7

DAILY REPORT OF GAS TURBINE GENERATOR OPERATION

14 January, '23

ITEM	Time	AVERAGE EXHAUST TEMP	NOx STACK HRSG 1	SO2 STACK HRSG 1	CO STACK HRSG 1	O2 STACK HRSG 1	OPACITY STACK HRSG 1	NOX (7% O2) HRSG1
DATA		(AVR)	(AVR)	(AVR)	(AVR)	(AVR)	(AVR)	(AVR)
TAG NAME	ITX	1SAAAT1001	1SAAAT1002	1SAAAT1003	1SAAAT1004	1SAAAT1005	1NOX7P02	
UNIT		degC	ppm	ppm	ppm	%O2	%	ppm
	1:00	866	20.6	-3.6	7.5	15.50	0.0	53.1
	2:00	866	20.4	-3.6	7.5	15.51	0.0	52.6
	3:00	866	20.1	-3.4	9.4	15.56	0.0	51.9
	4:00	866	20.2	-3.4	6.8	15.61	0.0	52.1
	5:00	866	20.1	-3.4	7.1	15.62	0.0	52.1
	6:00	866	20.1	-3.4	6.3	15.61	0.0	51.8
	7:00	866	20.1	-3.4	6.2	15.61	0.0	51.1
	8:00	866	20.1	-3.4	5.3	15.61	0.0	51.1
	9:00	866	20.0	-3.5	6.1	15.62	0.0	51.1
	10:00	866	20.2	-3.6	6.7	15.58	0.0	52.3
	11:00	866	20.8	-3.9	6.2	15.52	0.0	53.7
	12:00	866	20.9	-4.1	5.8	15.51	0.0	53.8
	13:00	866	20.7	-4.3	5.6	15.52	0.0	53.5
	14:00	866	20.4	-4.4	5.0	15.50	0.0	52.4
	15:00	866	16.6	-5.0	5.0	15.28	0.0	41.1
	16:00	866	12.8	-5.6	5.0	15.34	0.0	32.0
	17:00	866	13.7	-5.5	5.5	15.71	0.0	21.0
	18:00	866	20.8	-4.4	6.2	15.54	0.0	53.9
	19:00	866	21.3	-4.0	8.3	15.53	0.0	55.3
	20:00	866	21.4	-3.9	7.5	15.56	0.0	55.8
	21:00	866	21.5	-3.8	8.0	15.56	0.0	56.0
	22:00	866	21.3	-3.7	7.6	15.55	0.0	55.5
	23:00	866	21.2	-3.6	7.2	15.55	0.0	55.2
	0:00	866	21.2	-3.5	7.7	15.55	0.0	55.1
AVE		866	19.9	-3.9	6.6	15.54	0.0	50.6
SUM								
MAX		866	21.5	-3.4	9.36	15.71	0.0	56.0
MIN		866	12.8	-5.6	4.96	15.28	0.0	21.0

DAILY REPORT OF GAS TURBINE GENERATOR OPERATION

15 January , ' 23

ITEM	Time	AVERAGE EXHAUST TEMP	NOx STACK HRSG 1	SO2 STACK HRSG 1	CO STACK HRSG 1	O2 STACK HRSG 1	OPACITY STACK HRSG 1	NOX (7% O2) HRSG1
DATA TAG NAME		(AVR)	(AVR)	(AVR)	(AVR)	(AVR)	(AVR)	(AVR)
UNIT		degC	ppm	ppm	ppm	%O2	%	ppm
	1:00	866	21.1	-3.4	8.1	15.55	0.0	54.8
	2:00	866	21.1	-3.4	8.1	15.54	0.0	54.8
	3:00	866	21.1	-3.4	8.3	15.54	0.0	54.8
	4:00	866	21.1	-3.3	8.2	15.54	0.0	54.7
	5:00	866	21.1	-3.2	8.6	15.54	0.0	54.9
	6:00	866	21.1	-3.2	8.6	15.54	0.0	54.6
	7:00	866	21.1	-3.2	7.9	15.53	0.0	54.6
	8:00	866	20.9	-3.3	7.6	15.53	0.0	54.2
	9:00	866	20.9	-3.3	7.2	15.55	0.0	54.3
	10:00	866	20.9	-3.4	5.9	15.55	0.0	54.3
	11:00	866	20.8	-3.7	5.6	15.55	0.0	53.9
	12:00	866	20.8	-4.0	5.4	15.53	0.0	53.7
	13:00	866	20.9	-4.4	5.4	15.51	0.0	53.8
	14:00	866	19.7	-4.7	6.1	15.31	0.0	49.1
	15:00	866	15.1	-5.5	6.2	15.24	0.0	37.2
	16:00	866	13.8	-5.4	6.4	15.65	0.0	39.7
	17:00	866	20.7	-4.4	6.6	15.57	0.0	53.9
	18:00	866	21.0	-4.1	6.8	15.57	0.0	54.7
	19:00	866	20.9	-4.0	6.5	15.57	0.0	54.5
	20:00	866	21.0	-3.8	6.8	15.57	0.0	54.7
	21:00	866	21.6	-3.7	7.4	15.58	0.0	56.4
	22:00	866	21.3	-3.7	7.8	15.57	0.0	55.6
	23:00	866	21.0	-3.8	8.4	15.56	0.0	54.6
	0:00	866	20.8	-3.7	8.6	15.56	0.0	54.2
AVE		866	20.4	-3.8	7.2	15.53	0.0	53.0
SUM								
MAX		866	21.6	-3.2	8.62	15.65	0.0	56.4
MIN		866	13.8	-5.5	5.35	15.24	0.0	37.2

DAILY REPORT OF GAS TURBINE GENERATOR OPERATION

16 January , ' 23

ITEM	Time	AVERAGE EXHAUST TEMP	NOx STACK HRSG 1	SO2 STACK HRSG 1	CO STACK HRSG 1	O2 STACK HRSG 1	OPACITY STACK HRSG 1	NOX (7% O2) HRSG1
DATA TAG NAME		(AVR)	(AVR)	(AVR)	(AVR)	(AVR)	(AVR)	(AVR)
UNIT		degC	ppm	ppm	ppm	%O2	%	ppm
	1:00	866	20.7	-3.6	8.9	15.58	0.0	54.0
	2:00	866	20.7	-3.6	8.9	15.58	0.0	54.1
	3:00	866	20.4	-3.6	9.2	15.58	0.0	53.3
	4:00	866	20.5	-3.5	9.7	15.57	0.0	53.6
	5:00	866	20.5	-3.5	9.9	15.57	0.0	53.5
	6:00	866	20.6	-3.5	9.6	15.56	0.0	53.6
	7:00	866	21.2	-3.2	9.6	15.56	0.0	55.2
	8:00	866	21.2	-3.3	9.6	15.56	0.0	55.0
	9:00	866	20.8	-3.4	9.5	15.56	0.0	54.1
	10:00	866	20.7	-3.5	9.2	15.57	0.0	54.1
	11:00	866	20.5	-3.6	9.1	15.58	0.0	53.5
	12:00	866	20.7	-4.2	8.0	15.54	0.0	53.6
	13:00	866	21.0	-4.5	7.8	15.40	0.0	54.0
	14:00	866	21.1	-4.8	7.7	15.49	0.0	54.2
	15:00	866	21.2	-4.8	7.8	15.49	0.0	54.5
	16:00	866	21.1	-4.9	7.7	15.48	0.0	54.2
	17:00	866	18.9	-5.7	8.4	15.51	0.0	48.7
	18:00	866	20.7	-4.4	8.8	15.55	0.0	53.8
	19:00	865	21.0	-4.2	10.4	15.54	0.0	54.4
	20:00	866	20.9	-4.1	8.9	15.58	0.0	54.8
	21:00	866	20.8	-4.0	9.9	15.58	0.0	54.3
	22:00	866	20.8	-3.9	10.4	15.58	0.0	54.3
	23:00	866	20.7	-3.8	10.5	15.58	0.0	54.0
	0:00	866	20.7	-3.8	10.6	15.58	0.0	54.0
AVE		866	20.7	-4.0	9.2	15.55	0.0	53.9
SUM								
MAX		866	21.2	-3.2	10.60	15.58	0.0	55.2
MIN		865	18.9	-5.7	7.70	15.48	0.0	48.7

DAILY REPORT OF GAS TURBINE GENERATOR OPERATION

17 January, '23

ITEM	Time	AVERAGE EXHAUST TEMP	NOx STACK HRSG 1	SO2 STACK HRSG 1	CO STACK HRSG 1	O2 STACK HRSG 1	OPACITY STACK HRSG 1	NOX (7% O2) HRSG1
DATA		(AVR)	(AVR)	(AVR)	(AVR)	(AVR)	(AVR)	(AVR)
TAG NAME		1TX	1SAAA11001	1SAAA11002	1SAAA11003	1SAAA11004	1SAAA11005	1NOX7P02
UNIT		degC	ppm	ppm	ppm	%O2	%	ppm
	1:00	866	20.7	-3.8	11.0	15.59	0.0	54.1
	2:00	866	20.8	-3.6	10.2	15.59	0.0	54.4
	3:00	866	20.8	-3.6	9.2	15.59	0.0	54.3
	4:00	866	20.8	-3.6	9.3	15.59	0.0	54.3
	5:00	866	21.0	-3.5	9.5	15.57	0.0	54.7
	6:00	866	20.9	-3.4	9.4	15.57	0.0	54.4
	7:00	866	20.8	-3.5	9.3	15.57	0.0	54.3
	8:00	866	20.9	-3.4	9.0	15.58	0.0	54.6
	9:00	866	20.9	-3.5	8.9	15.58	0.0	54.6
	10:00	866	20.8	-3.6	7.8	15.58	0.0	54.4
	11:00	866	20.9	-3.9	7.2	15.57	0.0	54.4
	12:00	866	20.8	-4.2	6.6	15.54	0.0	53.8
	13:00	866	20.8	-4.4	6.4	15.53	0.0	53.9
	14:00	866	21.1	-4.5	6.5	15.51	0.0	54.6
	15:00	866	21.0	-4.6	6.3	15.50	0.0	54.1
	16:00	866	20.9	-4.5	6.4	15.57	0.0	54.6
	17:00	866	21.0	-4.5	6.8	15.58	0.0	55.0
	18:00	866	21.0	-4.4	6.5	15.58	0.0	54.8
	19:00	865	21.0	-4.2	9.1	15.57	0.0	54.6
	20:00	866	21.1	-4.1	7.5	15.58	0.0	55.1
	21:00	866	20.9	-4.0	8.6	15.58	0.0	54.7
	22:00	866	20.5	-3.9	9.4	15.58	0.0	53.6
	23:00	866	20.7	-3.8	8.9	15.58	0.0	54.1
	0:00	866	20.6	-3.7	8.5	15.58	0.0	53.8
AVE		866	20.9	-3.9	8.3	15.57	0.0	54.4
SUM								
MAX		866	21.1	-3.4	10.99	15.59	0.0	55.1
MIN		865	20.5	-4.6	6.32	15.50	0.0	53.6

DAILY REPORT OF GAS TURBINE GENERATOR OPERATION

18 January, '23

ITEM	Time	AVERAGE EXHAUST TEMP	NOx STACK HRSG 1	SO2 STACK HRSG 1	CO STACK HRSG 1	O2 STACK HRSG 1	OPACITY STACK HRSG 1	NOX (7% O2) HRSG1
DATA		(AVR)	(AVR)	(AVR)	(AVR)	(AVR)	(AVR)	(AVR)
TAG NAME		1TX	1SAAA11001	1SAAA11002	1SAAA11003	1SAAA11004	1SAAA11005	1NOX7P02
UNIT		degC	ppm	ppm	ppm	%O2	%	ppm
	1:00	866	20.8	-3.6	8.3	15.57	0.0	54.4
	2:00	866	21.0	-3.6	8.6	15.58	0.0	54.7
	3:00	866	21.0	-3.5	8.3	15.58	0.0	54.7
	4:00	866	21.0	-3.5	8.4	15.58	0.0	54.8
	5:00	866	20.9	-3.5	8.1	15.57	0.0	54.6
	6:00	866	21.0	-3.3	7.8	15.58	0.0	54.8
	7:00	866	21.0	-3.4	7.4	15.58	0.0	54.8
	8:00	866	21.0	-3.4	7.6	15.58	0.0	55.0
	9:00	865	20.9	-3.4	7.2	15.58	0.0	54.7
	10:00	866	20.9	-3.6	6.9	15.59	0.0	54.8
	11:00	866	20.9	-3.8	6.5	15.59	0.0	54.8
	12:00	865	20.9	-4.1	6.2	15.59	0.0	54.7
	13:00	865	21.1	-4.3	6.4	15.58	0.0	55.4
	14:00	866	20.9	-4.6	6.1	15.57	0.0	54.6
	15:00	866	20.9	-4.6	6.0	15.58	0.0	54.7
	16:00	866	21.0	-4.5	5.9	15.60	0.0	54.9
	17:00	866	20.9	-4.4	6.4	15.60	0.0	54.9
	18:00	866	20.8	-4.3	6.8	15.60	0.0	54.5
	19:00	865	20.7	-4.1	9.1	15.58	0.0	54.2
	20:00	866	20.7	-4.0	7.3	15.59	0.0	54.3
	21:00	866	20.9	-4.0	7.5	15.59	0.0	54.7
	22:00	866	21.1	-3.8	8.4	15.59	0.0	55.2
	23:00	866	21.1	-3.7	9.0	15.59	0.0	55.1
	0:00	866	21.2	-3.6	9.4	15.59	0.0	55.6
AVE		866	20.9	-3.9	7.5	15.58	0.0	54.8
SUM								
MAX		866	21.2	-3.3	9.39	15.60	0.0	55.6
MIN		865	20.7	-4.6	5.87	15.57	0.0	54.2

DAILY REPORT OF GAS TURBINE GENERATOR OPERATION

19 January , ' 23

ITEM	Time	AVERAGE EXHAUST TEMP	NOx STACK HRSG 1	SO2 STACK HRSG 1	CO STACK HRSG 1	O2 STACK HRSG 1	OPACITY STACK HRSG 1	NOX (7% O2) HRSG1
DATA		(AVR)	(AVR)	(AVR)	(AVR)	(AVR)	(AVR)	(AVR)
TAG		1TX	1SAAAI1001	1SAAAI1002	1SAAAI1003	1SAAAI1004	1SAAAI1005	1NOX7P02
NAME								
UNIT		degC	ppm	ppm	ppm	%O2	%	ppm
	1:00	866	21.3	-3.6	9.3	15.59	0.0	55.8
	2:00	866	21.3	-3.5	9.4	15.58	0.0	55.7
	3:00	866	21.2	-3.4	9.7	15.57	0.0	55.3
	4:00	866	21.0	-3.5	9.9	15.58	0.0	54.8
	5:00	866	21.3	-3.3	9.0	15.58	0.0	55.7
	6:00	866	21.0	-3.3	8.1	15.57	0.0	54.9
	7:00	866	21.3	-3.2	8.0	15.57	0.0	55.8
	8:00	866	21.2	-3.2	7.6	15.57	0.0	55.3
	9:00	866	21.1	-3.3	7.3	15.58	0.0	55.2
	10:00	866	21.1	-3.4	7.3	15.60	0.0	55.3
	11:00	866	20.9	-3.7	7.1	15.61	0.0	55.0
	12:00	866	21.0	-4.0	6.8	15.60	0.0	55.2
	13:00	866	21.0	-4.4	6.7	15.59	0.0	55.1
	14:00	866	21.1	-4.5	6.6	15.58	0.0	55.2
	15:00	866	21.0	-4.6	6.9	15.59	0.0	55.1
	16:00	866	20.9	-4.5	6.7	15.61	0.0	55.1
	17:00	866	21.0	-4.4	7.0	15.62	0.0	55.3
	18:00	865	20.9	-4.2	8.4	15.60	0.0	54.8
	19:00	866	21.1	-4.0	8.6	15.61	0.0	55.4
	20:00	866	21.0	-3.9	7.7	15.61	0.0	55.3
	21:00	866	21.0	-3.9	8.0	15.62	0.0	55.2
	22:00	866	21.0	-3.8	8.7	15.61	0.0	55.3
	23:00	866	20.8	-3.8	8.7	15.60	0.0	54.6
	0:00	866	21.1	-3.6	9.0	15.60	0.0	55.4
AVE		866	21.1	-3.8	8.0	15.59	0.0	55.2
SUM								
MAX		866	21.3	-3.2	9.88	15.62	0.0	55.8
MIN		865	20.6	-4.6	6.58	15.57	0.0	54.6

DAILY REPORT OF GAS TURBINE GENERATOR OPERATION

20 January , ' 23

ITEM	Time	AVERAGE EXHAUST TEMP	NOx STACK HRSG 1	SO2 STACK HRSG 1	CO STACK HRSG 1	O2 STACK HRSG 1	OPACITY STACK HRSG 1	NOX (7% O2) HRSG1
DATA		(AVR)	(AVR)	(AVR)	(AVR)	(AVR)	(AVR)	(AVR)
TAG		1TX	1SAAAI1001	1SAAAI1002	1SAAAI1003	1SAAAI1004	1SAAAI1005	1NOX7P02
NAME								
UNIT		degC	ppm	ppm	ppm	%O2	%	ppm
	1:00	866	21.1	-3.6	8.9	15.60	0.0	55.3
	2:00	866	21.2	-3.5	8.8	15.60	0.0	55.4
	3:00	866	21.1	-3.4	9.1	15.58	0.0	55.1
	4:00	866	20.9	-3.4	9.4	15.58	0.0	54.7
	5:00	866	21.0	-3.3	8.7	15.59	0.0	54.8
	6:00	866	21.0	-3.2	9.4	15.58	0.0	55.0
	7:00	866	21.1	-3.3	9.1	15.57	0.0	54.9
	8:00	866	21.0	-3.3	9.4	15.58	0.0	54.8
	9:00	866	21.0	-3.4	8.2	15.58	0.0	55.1
	10:00	866	20.7	-3.5	7.7	15.60	0.0	54.5
	11:00	866	20.8	-3.8	7.7	15.62	0.0	54.8
	12:00	866	20.8	-4.2	7.5	15.61	0.0	54.7
	13:00	866	20.9	-4.4	7.3	15.60	0.0	54.8
	14:00	866	21.0	-4.5	6.8	15.60	0.0	55.1
	15:00	866	21.0	-4.6	6.7	15.60	0.0	55.0
	16:00	866	20.8	-4.5	7.0	15.62	0.0	54.8
	17:00	866	20.8	-4.4	7.4	15.63	0.0	54.8
	18:00	865	20.8	-4.2	9.0	15.62	0.0	54.8
	19:00	866	21.0	-4.1	8.6	15.61	0.0	55.3
	20:00	866	21.1	-4.0	7.9	15.62	0.0	55.5
	21:00	866	21.0	-4.0	8.8	15.62	0.0	55.4
	22:00	866	21.0	-3.9	9.7	15.61	0.0	55.1
	23:00	866	21.0	-3.7	10.3	15.62	0.0	55.3
	0:00	866	20.9	-3.8	10.0	15.62	0.0	55.1
AVE		866	21.0	-3.8	8.5	15.60	0.0	55.0
SUM								
MAX		866	21.2	-3.2	10.33	15.63	0.0	55.5
MIN		865	20.7	-4.6	6.75	15.57	0.0	54.5

DAILY REPORT OF GAS TURBINE GENERATOR OPERATION

21 January, '23

ITEM	Time	AVERAGE EXHAUST TEMP	NOx STACK HRSG 1	SO2 STACK HRSG 1	CO STACK HRSG 1	O2 STACK HRSG 1	OPACITY STACK HRSG 1	NOX (7% O2) HRSG1
DATA		(AVR)	(AVR)	(AVR)	(AVR)	(AVR)	(AVR)	(AVR)
TAG NAME		1TX	1SAAA11001	1SAAA11002	1SAAA11003	1SAAA11004	1SAAA11005	1NOX7P02
UNIT		degC	ppm	ppm	ppm	%O2	%	ppm
	1:00	866	21.2	-3.5	9.5	15.61	0.0	55.5
	2:00	866	20.7	-3.6	9.0	15.60	0.0	54.3
	3:00	866	20.8	-3.6	9.0	15.60	0.0	54.5
	4:00	866	21.1	-3.4	8.6	15.60	0.0	55.3
	5:00	866	21.0	-3.3	8.4	15.59	0.0	55.0
	6:00	866	20.9	-3.3	8.0	15.60	0.0	54.7
	7:00	866	20.8	-3.4	8.0	15.59	0.0	54.4
	8:00	866	21.1	-3.3	8.0	15.59	0.0	55.2
	9:00	866	20.9	-3.5	7.7	15.59	0.0	54.8
	10:00	866	20.6	-3.5	7.7	15.61	0.0	54.1
	11:00	866	20.7	-3.7	7.2	15.62	0.0	54.5
	12:00	866	20.6	-4.1	7.3	15.62	0.0	54.2
	13:00	866	20.8	-4.4	7.0	15.61	0.0	54.6
	14:00	866	20.9	-4.7	7.1	15.60	0.0	54.7
	15:00	866	20.9	-4.7	7.1	15.61	0.0	54.7
	16:00	866	20.8	-4.6	7.2	15.64	0.0	54.9
	17:00	865	20.7	-4.5	8.7	15.62	0.0	54.5
	18:00	866	20.8	-4.4	7.2	15.64	0.0	54.9
	19:00	866	21.0	-4.2	7.4	15.64	0.0	55.5
	20:00	866	20.8	-4.1	7.9	15.64	0.0	55.0
	21:00	866	20.7	-4.1	7.5	15.63	0.0	54.6
	22:00	866	21.0	-3.8	7.9	15.63	0.0	55.3
	23:00	866	20.7	-3.9	8.1	15.63	0.0	54.6
	0:00	866	20.7	-3.8	8.4	15.62	0.0	54.5
AVE		866	20.8	-3.9	7.9	15.61	0.0	54.8
SUM								
MAX		866	21.2	-3.3	9.53	15.64	0.0	55.5
MIN		865	20.6	-4.7	7.01	15.59	0.0	54.1

DAILY REPORT OF GAS TURBINE GENERATOR OPERATION

22 January, '23

ITEM	Time	AVERAGE EXHAUST TEMP	NOx STACK HRSG 1	SO2 STACK HRSG 1	CO STACK HRSG 1	O2 STACK HRSG 1	OPACITY STACK HRSG 1	NOX (7% O2) HRSG1
DATA		(AVR)	(AVR)	(AVR)	(AVR)	(AVR)	(AVR)	(AVR)
TAG NAME		1TX	1SAAA11001	1SAAA11002	1SAAA11003	1SAAA11004	1SAAA11005	1NOX7P02
UNIT		degC	ppm	ppm	ppm	%O2	%	ppm
	1:00	866	20.9	-3.7	7.8	15.62	0.0	55.0
	2:00	866	20.9	-3.6	8.1	15.61	0.0	54.8
	3:00	866	21.0	-3.5	8.0	15.61	0.0	55.1
	4:00	866	20.9	-3.5	8.1	15.61	0.0	55.1
	5:00	866	21.1	-3.4	8.0	15.60	0.0	55.3
	6:00	866	21.0	-3.4	7.9	15.60	0.0	55.0
	7:00	866	21.3	-3.1	8.0	15.60	0.0	55.9
	8:00	866	21.1	-3.2	8.2	15.59	0.0	55.3
	9:00	866	21.0	-3.3	8.2	15.58	0.0	54.9
	10:00	866	20.9	-3.4	7.5	15.60	0.0	54.7
	11:00	866	20.6	-3.7	7.2	15.62	0.0	54.2
	12:00	866	20.5	-4.2	6.7	15.63	0.0	54.1
	13:00	866	20.8	-4.4	6.7	15.63	0.0	54.9
	14:00	866	21.1	-4.6	6.1	15.62	0.0	55.9
	15:00	866	21.2	-4.7	5.9	15.61	0.0	56.3
	16:00	866	21.3	-4.6	5.9	15.61	0.0	56.3
	17:00	866	21.3	-4.6	5.9	15.61	0.0	56.2
	18:00	866	21.3	-4.6	5.9	15.61	0.0	56.2
	19:00	866	20.1	-4.5	7.7	15.64	0.0	53.2
	20:00	866	20.4	-4.1	8.4	15.65	0.0	53.9
	21:00	866	20.6	-4.0	8.1	15.65	0.0	54.4
	22:00	866	20.7	-3.9	8.4	15.64	0.0	54.5
	23:00	866	20.6	-3.8	8.3	15.63	0.0	54.5
	0:00	866	20.6	-3.7	8.5	15.64	0.0	54.3
AVE		866	20.9	-3.9	7.5	15.62	0.0	55.0
SUM								
MAX		866	21.3	-3.1	8.50	15.66	0.0	56.3
MIN		866	20.1	-4.7	5.85	15.58	0.0	53.2

DAILY REPORT OF GAS TURBINE GENERATOR OPERATION

23 January , ' 23

ITEM	Time	AVERAGE EXHAUST TEMP	NOx STACK HRSG 1	SO2 STACK HRSG 1	CO STACK HRSG 1	O2 STACK HRSG 1	OPACITY STACK HRSG 1	NOX (7% O2) HRSG1
DATA		(AVR)	(AVR)	(AVR)	(AVR)	(AVR)	(AVR)	(AVR)
TAG		1TX	1SAAAI1001	1SAAAI1002	1SAAAI1003	1SAAAI1004	1SAAAI1005	1NOX7P02
NAME								
UNIT		degC	ppm	ppm	ppm	%O2	%	ppm
	1:00	866	20.6	-3.7	9.6	15.65	0.0	54.6
	2:00	866	20.8	-3.7	9.6	15.63	0.0	54.8
	3:00	866	20.8	-3.6	10.0	15.63	0.0	54.8
	4:00	866	20.8	-3.5	9.8	15.63	0.0	54.8
	5:00	866	20.8	-3.4	9.9	15.62	0.0	54.9
	6:00	866	20.8	-3.4	10.0	15.62	0.0	54.7
	7:00	866	20.8	-3.3	10.2	15.62	0.0	54.7
	8:00	866	20.9	-3.3	10.4	15.62	0.0	54.9
	9:00	866	20.7	-3.3	10.2	15.62	0.0	54.6
	10:00	866	20.9	-3.5	9.5	15.64	0.0	55.2
	11:00	866	20.6	-3.9	8.7	15.66	0.0	54.7
	12:00	866	20.8	-4.3	8.5	15.65	0.0	55.1
	13:00	866	21.2	-4.6	7.7	15.61	0.0	55.7
	14:00	866	20.9	-4.6	6.9	15.61	0.0	55.3
	15:00	866	20.9	-4.6	6.9	15.61	0.0	55.3
	16:00	866	21.0	-4.6	6.9	15.61	0.0	55.3
	17:00	866	21.0	-4.6	6.9	15.61	0.0	55.3
	18:00	865	21.0	-4.6	6.9	15.61	0.0	55.3
	19:00	866	21.0	-4.6	6.9	15.61	0.0	55.3
	20:00	866	21.0	-4.6	6.9	15.61	0.0	55.3
	21:00	866	21.0	-4.7	6.9	15.61	0.0	55.3
	22:00	866	20.8	-4.7	7.4	15.63	0.0	54.8
	23:00	866	20.8	-3.9	10.0	15.66	0.0	55.4
	0:00	866	21.1	-3.8	10.1	15.65	0.0	55.8
AVE		866	20.9	-4.0	8.6	15.63	0.0	55.1
SUM								
MAX		866	21.2	-3.3	10.39	15.66	0.0	55.8
MIN		865	20.6	-4.7	6.92	15.61	0.0	54.6

DAILY REPORT OF GAS TURBINE GENERATOR OPERATION

24 January , ' 23

ITEM	Time	AVERAGE EXHAUST TEMP	NOx STACK HRSG 1	SO2 STACK HRSG 1	CO STACK HRSG 1	O2 STACK HRSG 1	OPACITY STACK HRSG 1	NOX (7% O2) HRSG1
DATA		(AVR)	(AVR)	(AVR)	(AVR)	(AVR)	(AVR)	(AVR)
TAG		1TX	1SAAAI1001	1SAAAI1002	1SAAAI1003	1SAAAI1004	1SAAAI1005	1NOX7P02
NAME								
UNIT		degC	ppm	ppm	ppm	%O2	%	ppm
	1:00	866	21.2	-3.6	10.7	15.65	0.0	56.1
	2:00	866	21.0	-3.6	9.8	15.66	0.0	55.7
	3:00	866	21.0	-3.5	10.2	15.65	0.0	55.7
	4:00	866	21.1	-3.6	11.0	15.65	0.0	55.9
	5:00	866	21.0	-3.5	10.6	15.64	0.0	55.6
	6:00	866	21.3	-3.3	10.6	15.64	0.0	56.3
	7:00	866	21.1	-3.4	9.9	15.64	0.0	55.7
	8:00	866	21.1	-3.3	9.6	15.64	0.0	55.9
	9:00	866	21.0	-3.4	8.9	15.65	0.0	55.7
	10:00	866	21.0	-3.7	8.4	15.66	0.0	55.7
	11:00	866	21.2	-3.8	8.0	15.68	0.0	56.5
	12:00	866	21.1	-4.3	7.8	15.66	0.0	56.1
	13:00	866	21.2	-4.5	8.2	15.65	0.0	56.2
	14:00	866	21.0	-4.8	8.4	15.63	0.0	55.4
	15:00	866	20.9	-4.9	9.3	15.63	0.0	55.1
	16:00	866	20.9	-4.9	9.3	15.63	0.0	55.1
	17:00	866	20.9	-4.9	9.3	15.63	0.0	55.1
	18:00	865	20.9	-4.9	9.3	15.63	0.0	55.1
	19:00	866	20.9	-4.9	9.3	15.63	0.0	55.1
	20:00	866	20.9	-4.9	9.3	15.63	0.0	55.1
	21:00	866	20.9	-4.9	9.3	15.63	0.0	55.1
	22:00	866	20.7	-4.4	10.0	15.66	0.0	54.9
	23:00	866	21.1	-3.9	9.8	15.66	0.0	56.1
	0:00	866	21.4	-3.8	9.6	15.66	0.0	56.8
AVE		866	21.0	-4.1	9.4	15.65	0.0	55.7
SUM								
MAX		866	21.4	-3.3	10.96	15.68	0.0	56.8
MIN		865	20.7	-4.9	7.84	15.63	0.0	54.9

DAILY REPORT OF GAS TURBINE GENERATOR OPERATION

25 January, '23

ITEM	Time	AVERAGE EXHAUST TEMP	NOx STACK HRSG 1	SO2 STACK HRSG 1	CO STACK HRSG 1	O2 STACK HRSG 1	OPACITY STACK HRSG 1	NOX (7% O2) HRSG1
DATA		(AVR)	(AVR)	(AVR)	(AVR)	(AVR)	(AVR)	(AVR)
TAG NAME	1TX	1SAAAI1001	1SAAAI1002	1SAAAI1003	1SAAAI1004	1SAAAI1005	1NOX7PO2	
UNIT		degC	ppm	ppm	ppm	%O2	%	ppm
	1:00	866	21.4	3.8	9.5	15.65	0.0	56.7
	2:00	866	21.5	-3.6	9.6	15.65	0.0	56.9
	3:00	866	21.6	-3.6	10.2	15.64	0.0	57.0
	4:00	866	21.7	-3.6	9.6	15.64	0.0	57.2
	5:00	866	21.8	-3.5	9.4	15.63	0.0	57.6
	6:00	866	21.7	-3.6	9.3	15.63	0.0	57.1
	7:00	866	21.9	-3.5	9.3	15.62	0.0	57.6
	8:00	866	21.0	-3.6	9.2	15.62	0.0	57.4
	9:00	866	21.9	-3.7	8.9	15.62	0.0	57.5
	10:00	866	22.0	-3.8	8.6	15.62	0.0	57.9
	11:00	866	21.8	-3.9	8.4	15.63	0.0	57.5
	12:00	866	21.6	-4.1	8.1	15.64	0.0	57.2
	13:00	866	21.7	-4.2	8.0	15.65	0.0	57.4
	14:00	866	21.5	-4.4	7.5	15.65	0.0	56.9
	15:00	866	21.0	-4.6	8.6	15.64	0.0	55.6
	16:00	866	21.2	-4.4	8.4	15.66	0.0	56.2
	17:00	866	21.1	-4.2	8.5	15.67	0.0	56.1
	18:00	866	21.1	-4.0	8.8	15.66	0.0	56.1
	19:00	865	21.3	-3.8	11.2	15.64	0.0	56.4
	20:00	866	21.5	-3.6	9.6	15.66	0.0	57.0
	21:00	866	21.3	-3.8	9.3	15.65	0.0	56.2
	22:00	866	21.3	-3.6	9.7	15.66	0.0	56.5
	23:00	866	21.3	-3.5	10.6	15.67	0.0	56.8
	0:00	866	21.5	-3.5	10.7	15.66	0.0	57.0
AVE		866	21.5	-3.8	9.2	15.64	0.0	56.9
SUM								
MAX		866	22.0	-3.5	11.19	15.67	0.0	57.9
MIN		865	21.0	-4.6	7.46	15.62	0.0	55.6

DAILY REPORT OF GAS TURBINE GENERATOR OPERATION

26 January, '23

ITEM	Time	AVERAGE EXHAUST TEMP	NOx STACK HRSG 1	SO2 STACK HRSG 1	CO STACK HRSG 1	O2 STACK HRSG 1	OPACITY STACK HRSG 1	NOX (7% O2) HRSG1
DATA		(AVR)	(AVR)	(AVR)	(AVR)	(AVR)	(AVR)	(AVR)
TAG NAME	1TX	1SAAAI1001	1SAAAI1002	1SAAAI1003	1SAAAI1004	1SAAAI1005	1NOX7PO2	
UNIT		degC	ppm	ppm	ppm	%O2	%	ppm
	1:00	866	21.5	-3.7	10.4	15.65	0.0	56.8
	2:00	866	21.5	-3.6	10.7	15.64	0.0	56.8
	3:00	866	21.6	-3.6	10.3	15.64	0.0	57.0
	4:00	866	21.6	-3.6	10.3	15.62	0.0	56.9
	5:00	866	21.6	-3.7	10.7	15.62	0.0	57.0
	6:00	866	21.6	-3.8	10.4	15.62	0.0	56.8
	7:00	866	21.5	-3.8	10.3	15.62	0.0	56.6
	8:00	866	21.5	-3.8	10.3	15.62	0.0	56.8
	9:00	866	21.6	-3.7	10.0	15.62	0.0	56.8
	10:00	866	21.5	-3.7	9.6	15.63	0.0	56.7
	11:00	866	21.5	-3.7	8.7	15.65	0.0	56.8
	12:00	866	21.2	-4.0	8.6	15.66	0.0	56.3
	13:00	866	21.5	-4.4	7.4	15.66	0.0	56.8
	14:00	866	21.6	-4.6	7.1	15.65	0.0	57.1
	15:00	866	21.7	-4.5	6.9	15.65	0.0	57.3
	16:00	866	21.1	-4.8	7.1	15.65	0.0	55.9
	17:00	866	20.9	-4.6	7.3	15.67	0.0	55.6
	18:00	866	21.2	-4.3	8.5	15.66	0.0	56.3
	19:00	865	21.0	-4.2	10.7	15.66	0.0	56.7
	20:00	866	21.1	-4.1	8.9	15.66	0.0	55.8
	21:00	866	21.2	-4.0	8.5	15.66	0.0	56.2
	22:00	866	21.2	-3.9	8.8	15.66	0.0	56.2
	23:00	866	21.2	-3.9	9.8	15.66	0.0	56.2
	0:00	866	21.1	-3.8	10.8	15.67	0.0	56.0
AVE		866	21.4	-4.0	9.2	15.65	0.0	56.5
SUM								
MAX		866	21.7	-3.6	10.77	15.67	0.0	57.3
MIN		865	20.9	-4.8	6.90	15.62	0.0	55.6

DAILY REPORT OF GAS TURBINE GENERATOR OPERATION

27 January , ' 23

ITEM	Time	AVERAGE EXHAUST TEMP	NOx STACK HRSG 1	SO2 STACK HRSG 1	CO STACK HRSG 1	O2 STACK HRSG 1	OPACITY STACK HRSG 1	NOX (7% O2) HRSG1
DATA TAG NAME		(AVR)	(AVR)	(AVR)	(AVR)	(AVR)	(AVR)	(AVR)
UNIT		degC	ppm	ppm	ppm	%O2	%	ppm
	1:00	866	21.2	-3.7	10.7	15.66	0.0	56.4
	2:00	866	21.1	-3.7	11.0	15.66	0.0	56.1
	3:00	866	21.1	-3.6	10.8	15.66	0.0	56.0
	4:00	866	21.0	-3.6	10.9	15.65	0.0	55.6
	5:00	866	21.0	-3.6	11.1	15.64	0.0	55.4
	6:00	866	21.2	-3.4	10.8	15.65	0.0	55.9
	7:00	866	21.3	-3.4	10.7	15.64	0.0	56.3
	8:00	866	21.2	-3.4	10.0	15.64	0.0	56.1
	9:00	866	21.1	-3.5	9.8	15.66	0.0	55.9
	10:00	866	21.1	-3.7	9.5	15.67	0.0	56.2
	11:00	866	21.1	-3.9	9.6	15.68	0.0	56.2
	12:00	866	21.3	-4.2	8.9	15.68	0.0	56.7
	13:00	866	21.4	-4.5	8.4	15.67	0.0	57.0
	14:00	866	21.3	-4.8	8.5	15.66	0.0	56.5
	15:00	866	21.3	-4.8	8.4	15.67	0.0	56.5
	16:00	866	21.2	-4.7	8.5	15.63	0.0	55.9
	17:00	866	21.3	-4.6	8.6	15.70	0.0	56.8
	18:00	866	21.1	-4.3	9.4	15.70	0.0	56.4
	19:00	866	21.1	-4.3	9.6	15.71	0.0	56.6
	20:00	866	21.1	-4.2	9.0	15.71	0.0	56.6
	21:00	866	21.0	-4.1	9.8	15.70	0.0	56.1
	22:00	866	21.2	-4.0	10.2	15.70	0.0	56.5
	23:00	866	21.1	-3.9	10.3	15.70	0.0	56.5
	0:00	866	21.1	-3.8	9.2	15.70	0.0	56.4
AVE		866	21.2	-4.0	9.7	15.67	0.0	56.3
SUM								
MAX		866	21.4	-3.4	11.11	15.71	0.0	57.0
MIN		866	21.0	-4.8	8.43	15.63	0.0	55.4

DAILY REPORT OF GAS TURBINE GENERATOR OPERATION

28 January , ' 23

ITEM	Time	AVERAGE EXHAUST TEMP	NOx STACK HRSG 1	SO2 STACK HRSG 1	CO STACK HRSG 1	O2 STACK HRSG 1	OPACITY STACK HRSG 1	NOX (7% O2) HRSG1
DATA TAG NAME		(AVR)	(AVR)	(AVR)	(AVR)	(AVR)	(AVR)	(AVR)
UNIT		degC	ppm	ppm	ppm	%O2	%	ppm
	1:00	866	21.3	-3.7	10.6	15.70	0.0	57.0
	2:00	866	21.2	-3.7	10.8	15.71	0.0	56.9
	3:00	866	21.2	-3.7	11.6	15.70	0.0	56.7
	4:00	866	21.3	-3.6	12.2	15.70	0.0	56.9
	5:00	866	21.4	-3.5	12.8	15.70	0.0	57.2
	6:00	866	21.0	-3.7	14.1	15.69	0.0	56.1
	7:00	866	21.4	-3.4	14.8	15.70	0.0	57.2
	8:00	866	21.5	-3.4	15.0	15.71	0.0	57.7
	9:00	866	21.6	-3.5	14.4	15.71	0.0	57.9
	10:00	866	21.5	-3.6	12.8	15.71	0.0	57.5
	11:00	866	21.3	-3.8	12.1	15.71	0.0	57.0
	12:00	866	21.2	-4.0	11.7	15.71	0.0	56.8
	13:00	866	21.3	-4.3	11.4	15.71	0.0	57.0
	14:00	866	21.3	-4.4	11.3	15.71	0.0	57.1
	15:00	866	21.3	-4.4	11.3	15.70	0.0	56.8
	16:00	866	21.2	-4.3	11.5	15.71	0.0	56.8
	17:00	866	21.2	-4.1	11.7	15.72	0.0	56.7
	18:00	866	21.3	-4.1	11.8	15.71	0.0	56.6
	19:00	865	21.1	-3.9	14.7	15.69	0.0	56.2
	20:00	866	20.9	-3.9	12.6	15.72	0.0	56.1
	21:00	866	21.0	-3.8	12.5	15.72	0.0	56.4
	22:00	866	21.1	-3.8	13.1	15.72	0.0	56.6
	23:00	866	21.2	-3.7	13.2	15.71	0.0	56.7
	0:00	866	21.1	-3.8	13.6	15.70	0.0	56.5
AVE		866	21.2	-3.8	12.6	15.71	0.0	56.9
SUM								
MAX		866	21.6	-3.4	15.04	15.72	0.0	57.9
MIN		865	20.9	-4.4	10.64	15.69	0.0	56.1

DAILY REPORT OF GAS TURBINE GENERATOR OPERATION

29 January, '23

ITEM	Time	AVERAGE EXHAUST TEMP	NOx STACK HRSG 1	SO2 STACK HRSG 1	CO STACK HRSG 1	O2 STACK HRSG 1	OPACITY STACK HRSG 1	NOX (7% O2) HRSG1
DATA		(AVR)	(AVR)	(AVR)	(AVR)	(AVR)	(AVR)	(AVR)
TAG NAME		1TX	1SAAAI1001	1SAAAI1002	1SAAAI1003	1SAAAI1004	1SAAAI1005	1NOX7P02
UNIT		degC	ppm	ppm	ppm	%O2	%	ppm
	1:00	866	21.1	-3.7	13.3	15.70	0.0	56.5
	2:00	866	21.1	-3.8	13.6	15.70	0.0	56.3
	3:00	866	21.3	-3.6	13.5	15.68	0.0	56.9
	4:00	866	21.6	-3.5	13.4	15.68	0.0	57.4
	5:00	866	21.5	-3.6	13.5	15.67	0.0	57.0
	6:00	866	21.6	-3.6	13.6	15.68	0.0	57.5
	7:00	866	21.8	-3.6	14.2	15.69	0.0	58.0
	8:00	866	21.9	-3.7	13.9	15.68	0.0	58.4
	9:00	866	22.0	-3.7	14.0	15.69	0.0	58.8
	10:00	866	21.9	-4.1	13.0	15.68	0.0	58.4
	11:00	866	21.7	-4.3	13.0	15.69	0.0	57.9
	12:00	866	21.7	-4.2	12.7	15.69	0.0	58.0
	13:00	866	21.7	-4.2	12.3	15.71	0.0	58.1
	14:00	866	21.7	-4.4	12.5	15.70	0.0	58.1
	15:00	866	21.5	-4.6	12.0	15.69	0.0	57.4
	16:00	866	21.1	-4.4	11.8	15.71	0.0	56.5
	17:00	866	21.1	-4.2	13.6	15.71	0.0	56.5
	18:00	866	21.2	-4.1	14.2	15.70	0.0	56.7
	19:00	866	21.4	-4.1	12.5	15.71	0.0	57.2
	20:00	866	21.5	-4.0	13.4	15.69	0.0	57.4
	21:00	866	21.8	-4.0	13.7	15.69	0.0	58.2
	22:00	866	21.9	-4.0	13.8	15.68	0.0	58.2
	23:00	866	21.9	-4.0	13.9	15.68	0.0	58.2
	0:00	866	22.1	-4.0	13.6	15.67	0.0	58.7
AVE		866	21.6	-4.0	13.3	15.69	0.0	57.6
SUM								
MAX		866	22.1	-3.5	14.23	15.71	0.0	58.8
MIN		866	21.1	-4.6	11.84	15.67	0.0	56.3

DAILY REPORT OF GAS TURBINE GENERATOR OPERATION

30 January, '23

ITEM	Time	AVERAGE EXHAUST TEMP	NOx STACK HRSG 1	SO2 STACK HRSG 1	CO STACK HRSG 1	O2 STACK HRSG 1	OPACITY STACK HRSG 1	NOX (7% O2) HRSG1
DATA		(AVR)	(AVR)	(AVR)	(AVR)	(AVR)	(AVR)	(AVR)
TAG NAME		1TX	1SAAAI1001	1SAAAI1002	1SAAAI1003	1SAAAI1004	1SAAAI1005	1NOX7P02
UNIT		degC	ppm	ppm	ppm	%O2	%	ppm
	1:00	866	22.3	-4.0	14.3	15.68	0.0	59.2
	2:00	866	22.2	-4.0	14.8	15.67	0.1	59.0
	3:00	866	22.0	-4.1	14.8	15.67	0.1	58.6
	4:00	866	22.3	-4.0	15.1	15.67	0.1	59.3
	5:00	866	22.4	-3.9	15.8	15.66	0.0	59.3
	6:00	866	22.3	-4.1	15.4	15.67	0.0	59.4
	7:00	866	22.6	-4.0	15.4	15.68	0.0	60.2
	8:00	866	22.8	-3.9	14.5	15.67	0.0	60.6
	9:00	866	22.5	-4.0	13.6	15.68	0.0	60.0
	10:00	866	22.1	-4.3	12.7	15.67	0.0	58.8
	11:00	866	21.8	-4.3	12.8	15.68	0.0	58.2
	12:00	866	21.9	-4.2	13.6	15.68	0.0	58.2
	13:00	866	21.8	-4.4	12.9	15.69	0.0	57.9
	14:00	866	21.7	-4.4	13.2	15.69	0.0	57.7
	15:00	866	21.5	-4.5	13.3	15.69	0.0	57.5
	16:00	866	21.4	-4.3	14.1	15.70	0.0	57.1
	17:00	866	21.4	-4.2	13.8	15.70	0.0	57.3
	18:00	865	21.1	-4.1	15.5	15.69	0.0	56.3
	19:00	866	21.3	-4.0	13.6	15.71	0.0	56.9
	20:00	866	21.3	-4.0	14.5	15.70	0.0	57.0
	21:00	866	21.4	-4.0	14.6	15.70	0.0	57.0
	22:00	866	21.5	-4.2	15.0	15.69	0.0	57.2
	23:00	866	21.8	-4.3	14.9	15.69	0.0	58.3
	0:00	866	22.1	-4.2	14.2	15.69	0.0	58.8
AVE		866	21.9	-4.1	14.3	15.68	0.0	58.3
SUM								
MAX		866	22.8	-3.9	15.78	15.71	0.1	60.6
MIN		865	21.1	-4.5	12.73	15.66	0.0	56.3

DAILY REPORT OF GAS TURBINE GENERATOR OPERATION

31 January, '23

ITEM	Time	AVERAGE EXHAUST TEMP	NOx STACK HRSG 1	SO2 STACK HRSG 1	CO STACK HRSG 1	O2 STACK HRSG 1	OPACITY STACK HRSG 1	NOX (7% O2) HRSG1
DATA		(AVR)	(AVR)	(AVR)	(AVR)	(AVR)	(AVR)	(AVR)
TAG NAME		1TX	1SAAAI1001	1SAAAI1002	1SAAAI1003	1SAAAI1004	1SAAAI1005	1NOX7PO2
UNIT		degC	ppm	ppm	ppm	%O2	%	ppm
	1:00	866	22.1	-4.4	14.2	15.68	0.0	59.0
	2:00	866	22.3	-4.4	14.6	15.67	0.0	59.2
	3:00	866	22.1	-4.5	13.9	15.68	0.0	59.0
	4:00	866	22.3	-4.4	14.5	15.68	0.0	59.3
	5:00	866	22.3	-4.3	14.8	15.68	0.0	59.7
	6:00	866	22.4	-4.3	16.7	15.67	0.0	59.5
	7:00	866	22.7	-4.2	18.3	15.67	0.0	60.1
	8:00	866	22.7	-4.0	17.9	15.67	0.0	60.3
	9:00	866	22.2	-4.4	16.6	15.67	0.0	59.0
	10:00	866	22.3	-4.2	16.2	15.68	0.0	59.4
	11:00	866	22.0	-4.5	15.4	15.68	0.0	58.5
	12:00	866	21.8	-4.5	15.9	15.70	0.0	58.4
	13:00	866	21.8	-4.6	15.5	15.69	0.0	58.2
	14:00	866	21.8	-4.7	15.4	15.70	0.0	58.4
	15:00	866	21.6	-4.8	14.6	15.71	0.0	57.9
	16:00	866	21.6	-4.7	15.0	15.72	0.0	57.9
	17:00	866	21.4	-4.5	16.2	15.72	0.0	57.4
	18:00	866	21.2	-4.3	20.2	15.70	0.0	56.8
	19:00	866	21.3	-4.3	17.7	15.74	0.0	57.5
	20:00	866	21.5	-3.9	18.1	15.74	0.0	57.9
	21:00	866	21.4	-3.9	18.5	15.72	0.0	57.4
	22:00	866	21.7	-3.6	20.5	15.73	0.0	58.3
	23:00	866	21.5	-3.8	21.2	15.73	0.0	57.9
	0:00	866	21.6	-3.7	21.6	15.74	0.0	58.2
AVE		866	21.9	-4.3	16.8	15.70	0.0	58.5
SUM								
MAX		866	22.7	-3.6	21.57	15.74	0.0	60.3
MIN		866	21.2	-4.8	13.87	15.67	0.0	56.8

DAILY REPORT OF GAS TURBINE GENERATOR OPERATION

DATE: 01 March, '23

1TX.PV 1SAAAI1001.PV 1SAAAI1002.PV 1SAAAI1003.PV 1SAAAI1004.PV 1SAAAI1005.PV 1NOX7PO2.PV								
ITEM	Time	AVERAGE EXHAUST TEMP	NOx STACK HRSG 1	SO2 STACK HRSG 1	CO STACK HRSG 1	O2 STACK HRSG 1	OPACITY STACK HRSG 1	NOX (7% O2) HRSG1
DATA		(AVR)	(AVR)	(AVR)	(AVR)	(AVR)	(AVR)	(AVR)
TAG NAME		1TX	1SAAAI1001	1SAAAI1002	1SAAAI1003	1SAAAI1004	1SAAAI1005	1NOX7PO2
UNIT		degC	ppm	ppm	ppm	%O2	%	ppm
	1:00	866	14.2	-10.1	39.6	15.64	0.0	37.5
	2:00	866	14.1	-10.0	40.7	15.63	0.0	37.1
	3:00	866	14.1	-9.9	41.9	15.62	0.0	37.1
	4:00	866	14.0	-9.7	44.6	15.63	0.0	36.8
	5:00	866	13.9	-9.6	48.5	15.62	0.0	36.4
	6:00	866	14.0	-9.5	49.7	15.62	0.0	37.0
	7:00	866	13.9	-9.5	50.2	15.61	0.0	36.7
	8:00	866	14.2	-9.5	49.4	15.62	0.0	37.3
	9:00	866	14.2	-9.8	42.3	15.62	0.0	37.4
	10:00	866	14.2	-10.3	34.9	15.64	0.0	37.6
	11:00	866	14.2	-10.6	33.4	15.65	0.0	37.6
	12:00	866	14.1	-10.9	33.2	15.63	0.0	37.2
	13:00	866	14.1	-11.4	34.0	15.63	0.0	37.2
	14:00	866	13.9	-11.6	35.0	15.65	0.0	36.9
	15:00	866	13.8	-11.9	35.1	15.63	0.0	36.5
	16:00	866	13.6	-11.9	36.0	15.62	0.0	35.9
	17:00	866	13.8	-11.4	37.8	15.63	0.0	36.5
	18:00	866	13.8	-11.2	40.6	15.62	0.0	36.4
	19:00	866	14.1	-11.1	39.2	15.65	0.0	37.3
	20:00	866	14.3	-10.8	41.1	15.66	0.0	37.8
	21:00	866	14.2	-10.8	41.2	15.65	0.0	37.6
	22:00	866	14.3	-10.6	40.5	15.65	0.0	37.8
	23:00	866	14.3	-10.6	41.7	15.65	0.0	37.7
	0:00	866	14.4	-10.5	41.8	15.65	0.0	38.1
AVE		866	14.1	-10.5	40.5	15.64	0.0	37.1
SUM								
MAX		866	14.4	-9.5	50.16	15.66	0.0	38.1
MIN		866	13.6	-11.9	33.25	15.61	0.0	35.9

DAILY REPORT OF GAS TURBINE GENERATOR OPERATION

02 March , ' 23

ITEM	Time	AVERAGE EXHAUST TEMP	NOx STACK HRSG 1	SO2 STACK HRSG 1	CO STACK HRSG 1	O2 STACK HRSG 1	OPACITY STACK HRSG 1	NOX (7% O2) HRSG1
DATA		(AVR)	(AVR)	(AVR)	(AVR)	(AVR)	(AVR)	(AVR)
TAG NAME		1TX	1SAAAT1001	1SAAAT1002	1SAAAT1003	1SAAAT1004	1SAAAT1005	1NOX7PO2
UNIT		degC	ppm	ppm	ppm	%O2	%	ppm
	1:00	866	14.1	-10.4	40.5	15.64	0.0	37.2
	2:00	866	14.0	-10.3	42.2	15.63	0.0	37.0
	3:00	866	14.3	-10.2	41.0	15.65	0.0	37.7
	4:00	866	14.3	-10.2	40.4	15.65	0.0	37.7
	5:00	866	14.3	-10.1	40.2	15.64	0.0	37.7
	6:00	866	14.3	-10.1	39.1	15.64	0.0	37.8
	7:00	866	14.3	-10.1	38.8	15.64	0.0	37.8
	8:00	866	14.4	-10.1	38.0	15.64	0.0	38.1
	9:00	866	14.4	-10.3	37.6	15.65	0.0	38.2
	10:00	866	14.4	-10.4	37.2	15.65	0.0	38.2
	11:00	866	14.3	-10.8	35.9	15.65	0.0	37.9
	12:00	866	14.2	-11.2	34.8	15.63	0.0	37.6
	13:00	866	14.1	-11.6	34.2	15.62	0.0	37.0
	14:00	866	14.2	-11.8	34.3	15.61	0.0	37.3
	15:00	866	14.1	-11.9	33.7	15.60	0.0	37.1
	16:00	866	14.3	-11.8	33.3	15.61	0.0	37.7
	17:00	866	14.1	-11.7	34.1	15.62	0.0	37.2
	18:00	866	14.0	-11.4	37.6	15.61	0.0	36.9
	19:00	866	14.4	-11.2	37.1	15.62	0.0	38.0
	20:00	866	14.5	-11.0	36.7	15.65	0.0	38.5
	21:00	866	14.5	-10.9	38.1	15.64	0.0	38.3
	22:00	866	14.8	-10.7	38.7	15.64	0.0	39.0
	23:00	866	14.7	-10.5	39.5	15.64	0.0	38.9
	0:00	866	14.7	-10.6	39.9	15.64	0.0	38.9
AVE		866	14.3	-10.8	37.7	15.63	0.0	37.8
SUM								
MAX		866	14.8	-10.1	42.15	15.65	0.0	39.0
MIN		866	14.0	-11.9	33.34	15.60	0.0	36.9

DAILY REPORT OF GAS TURBINE GENERATOR OPERATION

03 March , ' 23

ITEM	Time	AVERAGE EXHAUST TEMP	NOx STACK HRSG 1	SO2 STACK HRSG 1	CO STACK HRSG 1	O2 STACK HRSG 1	OPACITY STACK HRSG 1	NOX (7% O2) HRSG1
DATA		(AVR)	(AVR)	(AVR)	(AVR)	(AVR)	(AVR)	(AVR)
TAG NAME		1TX	1SAAAT1001	1SAAAT1002	1SAAAT1003	1SAAAT1004	1SAAAT1005	1NOX7PO2
UNIT		degC	ppm	ppm	ppm	%O2	%	ppm
	1:00	866	14.6	-10.5	40.4	15.64	0.0	38.6
	2:00	866	14.7	-10.3	41.0	15.64	0.0	38.7
	3:00	866	14.8	-10.2	41.0	15.64	0.0	39.1
	4:00	866	14.4	-10.1	40.0	15.63	0.0	37.9
	5:00	866	14.3	-10.1	39.6	15.63	0.0	37.8
	6:00	866	14.6	-10.0	39.5	15.63	0.0	38.4
	7:00	866	14.6	-10.0	39.3	15.63	0.0	38.4
	8:00	866	14.7	-10.0	39.0	15.63	0.0	38.7
	9:00	866	14.7	-10.1	38.4	15.64	0.0	38.8
	10:00	866	14.6	-10.3	36.3	15.64	0.0	38.6
	11:00	866	14.7	-10.5	35.7	15.63	0.0	38.7
	12:00	866	14.4	-10.9	35.4	15.64	0.0	38.1
	13:00	866	14.4	-11.1	34.9	15.61	0.0	37.9
	14:00	866	14.4	-11.4	34.9	15.61	0.0	37.9
	15:00	866	14.4	-11.5	34.4	15.59	0.0	37.8
	16:00	866	14.3	-11.6	34.4	15.62	0.0	37.5
	17:00	866	14.2	-11.5	34.8	15.61	0.0	37.3
	18:00	866	14.4	-10.9	40.5	15.61	0.0	37.8
	19:00	866	14.5	-10.7	38.7	15.63	0.0	38.4
	20:00	866	14.5	-10.6	39.7	15.62	0.0	38.1
	21:00	866	14.6	-10.4	40.7	15.63	0.0	38.5
	22:00	866	14.5	-10.5	40.0	15.63	0.0	38.2
	23:00	866	14.4	-10.3	42.2	15.63	0.0	38.0
	0:00	866	14.4	-10.3	42.7	15.63	0.0	38.0
AVE		866	14.5	-10.6	38.5	15.63	0.0	38.2
SUM								
MAX		866	14.8	-10.0	42.74	15.64	0.0	38.1
MIN		866	14.2	-11.6	34.37	15.59	0.0	37.3

DAILY REPORT OF GAS TURBINE GENERATOR OPERATION

04 March , ' 23

ITEM	Time	AVERAGE EXHAUST TEMP	NOx STACK HRSG 1	SO2 STACK HRSG 1	CO STACK HRSG 1	O2 STACK HRSG 1	OPACITY STACK HRSG 1	NOX (7% O2) HRSG1
DATA		(AVR)	(AVR)	(AVR)	(AVR)	(AVR)	(AVR)	(AVR)
TAG NAME		1TX	1SAAAI1001	1SAAAI1002	1SAAAI1003	1SAAAI1004	1SAAAI1005	1NOX7PO2
UNIT		degC	ppm	ppm	ppm	%O2	%	ppm
	1:00	866	14.4	-10.1	43.1	15.62	0.0	37.9
	2:00	866	14.4	-10.1	43.1	15.63	0.0	38.0
	3:00	866	14.3	-10.1	42.5	15.62	0.0	37.5
	4:00	866	14.3	-10.0	42.5	15.62	0.0	37.7
	5:00	866	14.3	-10.0	42.5	15.61	0.0	37.6
	6:00	866	14.5	-9.8	42.5	15.62	0.0	38.2
	7:00	866	14.6	-9.8	42.5	15.62	0.0	38.4
	8:00	866	14.6	-9.8	41.8	15.61	0.0	38.6
	9:00	866	14.6	-9.9	41.1	15.62	0.0	38.3
	10:00	866	14.5	-10.0	40.2	15.63	0.0	38.2
	11:00	866	14.5	-10.2	39.2	15.63	0.0	38.2
	12:00	866	14.3	-10.7	37.7	15.61	0.0	37.5
	13:00	866	14.4	-11.0	36.3	15.61	0.0	37.9
	14:00	866	14.5	-11.2	36.3	15.60	0.0	38.1
	15:00	866	14.6	-11.2	36.4	15.59	0.0	38.1
	16:00	866	14.2	-11.2	36.8	15.61	0.0	37.4
	17:00	866	14.4	-11.0	38.2	15.60	0.0	37.7
	18:00	866	14.1	-10.8	40.8	15.60	0.0	37.1
	19:00	866	14.4	-10.6	41.2	15.60	0.0	37.8
	20:00	866	14.4	-10.6	40.8	15.64	0.0	38.1
	21:00	866	14.3	-10.6	41.0	15.64	0.0	37.9
	22:00	866	14.5	-10.3	41.8	15.65	0.0	38.5
	23:00	866	14.5	-10.3	42.8	15.64	0.0	38.3
	0:00	866	14.5	-10.1	43.5	15.64	0.0	38.2
AVE		866	14.4	-10.4	40.6	15.62	0.0	38.0
SUM								
MAX		866	14.6	-9.8	43.48	15.65	0.0	38.6
MIN		866	14.1	-11.2	36.30	15.59	0.0	37.1

DAILY REPORT OF GAS TURBINE GENERATOR OPERATION

05 March , ' 23

ITEM	Time	AVERAGE EXHAUST TEMP	NOx STACK HRSG 1	SO2 STACK HRSG 1	CO STACK HRSG 1	O2 STACK HRSG 1	OPACITY STACK HRSG 1	NOX (7% O2) HRSG1
DATA		(AVR)	(AVR)	(AVR)	(AVR)	(AVR)	(AVR)	(AVR)
TAG NAME		1TX	1SAAAI1001	1SAAAI1002	1SAAAI1003	1SAAAI1004	1SAAAI1005	1NOX7PO2
UNIT		degC	ppm	ppm	ppm	%O2	%	ppm
	1:00	866	14.6	-10.0	43.2	15.64	0.0	38.6
	2:00	866	14.6	-10.1	42.1	15.64	0.0	38.4
	3:00	866	14.3	-10.0	42.5	15.63	0.0	37.8
	4:00	866	14.3	-10.0	42.3	15.62	0.0	37.7
	5:00	866	14.2	-10.0	42.7	15.62	0.0	37.4
	6:00	866	14.3	-9.8	42.9	15.62	0.0	37.6
	7:00	866	14.3	-9.8	42.5	15.61	0.0	37.6
	8:00	866	14.4	-9.8	41.0	15.62	0.0	37.8
	9:00	866	14.4	-9.9	40.5	15.62	0.0	37.9
	10:00	866	14.2	-10.0	38.6	15.63	0.0	37.4
	11:00	866	14.3	-10.3	37.8	15.63	0.0	37.6
	12:00	866	14.1	-10.7	36.5	15.62	0.0	37.2
	13:00	866	14.0	-11.1	36.4	15.60	0.0	36.8
	14:00	866	14.3	-11.1	36.7	15.60	0.0	37.5
	15:00	866	14.1	-11.3	37.0	15.59	0.0	37.0
	16:00	866	14.3	-11.1	36.7	15.60	0.0	37.6
	17:00	866	13.9	-11.1	37.3	15.61	0.0	36.6
	18:00	865	14.0	-10.7	43.5	15.60	0.0	36.8
	19:00	866	14.2	-10.6	38.7	15.62	0.0	37.4
	20:00	866	14.3	-10.6	38.9	15.62	0.0	37.7
	21:00	866	14.1	-10.5	40.5	15.61	0.0	37.1
	22:00	866	14.0	-10.3	41.2	15.61	0.0	36.7
	23:00	866	14.2	-10.1	43.1	15.61	0.0	37.4
	0:00	866	14.1	-10.1	44.3	15.61	0.0	37.1
AVE		866	14.2	-10.4	40.3	15.62	0.0	37.4
SUM								
MAX		866	14.6	-9.8	44.28	15.64	0.0	38.6
MIN		865	13.9	-11.3	36.44	15.59	0.0	36.6

DAILY REPORT OF GAS TURBINE GENERATOR OPERATION

06 March , ' 23

ITEM	Time	AVERAGE EXHAUST TEMP	NOx STACK HRSG 1	SO2 STACK HRSG 1	CO STACK HRSG 1	O2 STACK HRSG 1	OPACITY STACK HRSG 1	NOX (7% O2) HRSG1
DATA		(AVR)	(AVR)	(AVR)	(AVR)	(AVR)	(AVR)	(AVR)
TAG NAME		1TX	1SAAAI1001	1SAAAI1002	1SAAAI1003	1SAAAI1004	1SAAAI1005	1NOX7PO2
UNIT		degC	ppm	ppm	ppm	%O2	%	ppm
	1:00	866	14.0	10.1	44.5	15.60	0.0	36.7
	2:00	866	14.0	-10.0	43.7	15.60	0.0	36.8
	3:00	866	14.2	-9.9	43.7	15.60	0.0	37.2
	4:00	866	14.1	-10.0	43.3	15.60	0.0	37.1
	5:00	866	14.1	-9.9	43.8	15.60	0.0	37.0
	6:00	866	14.1	-9.9	43.2	15.60	0.0	37.0
	7:00	866	14.3	-9.8	43.1	15.61	0.0	37.6
	8:00	866	14.1	-9.8	43.2	15.60	0.0	37.0
	9:00	866	14.1	-9.9	42.4	15.60	0.0	36.9
	10:00	866	13.9	-10.1	40.9	15.60	0.0	36.7
	11:00	866	13.9	-10.3	40.8	15.61	0.0	36.6
	12:00	866	13.9	-10.6	39.9	15.60	0.0	36.4
	13:00	866	14.0	-10.8	39.1	15.59	0.0	36.8
	14:00	866	13.9	-11.2	39.1	15.59	0.0	36.4
	15:00	866	14.1	-11.2	38.5	15.59	0.0	37.0
	16:00	866	13.8	-11.2	39.4	15.59	0.0	36.0
	17:00	866	13.9	-10.9	40.3	15.59	0.0	36.5
	18:00	866	13.9	-10.9	40.6	15.60	0.0	36.4
	19:00	866	14.1	-10.6	45.8	15.58	0.0	36.9
	20:00	866	14.3	-10.5	42.4	15.60	0.0	37.5
	21:00	866	14.2	-10.5	42.1	15.60	0.0	37.2
	22:00	866	14.1	-10.3	42.4	15.60	0.0	37.1
	23:00	866	14.2	-10.2	44.8	15.60	0.0	37.3
	0:00	866	14.4	-10.1	44.1	15.59	0.0	37.8
AVE		866	14.1	-10.4	42.1	15.60	0.0	36.9
SUM								
MAX		866	14.4	-9.8	45.81	15.61	0.0	37.8
MIN		866	13.8	-11.2	38.50	15.58	0.0	36.0

DAILY REPORT OF GAS TURBINE GENERATOR OPERATION

07 March , ' 23

ITEM	Time	AVERAGE EXHAUST TEMP	NOx STACK HRSG 1	SO2 STACK HRSG 1	CO STACK HRSG 1	O2 STACK HRSG 1	OPACITY STACK HRSG 1	NOX (7% O2) HRSG1
DATA		(AVR)	(AVR)	(AVR)	(AVR)	(AVR)	(AVR)	(AVR)
TAG NAME		1TX	1SAAAI1001	1SAAAI1002	1SAAAI1003	1SAAAI1004	1SAAAI1005	1NOX7PO2
UNIT		degC	ppm	ppm	ppm	%O2	%	ppm
	1:00	866	14.1	-10.2	44.9	15.59	0.0	37.1
	2:00	866	14.2	-10.0	45.8	15.59	0.0	37.3
	3:00	866	14.1	-10.0	45.4	15.59	0.0	37.1
	4:00	866	14.3	-9.9	46.3	15.58	0.0	37.3
	5:00	866	14.1	-9.8	47.1	15.59	0.0	37.0
	6:00	866	13.9	-9.8	47.0	15.59	0.0	36.5
	7:00	866	14.0	-9.6	47.8	15.58	0.0	36.5
	8:00	866	13.9	-9.7	48.0	15.59	0.0	36.5
	9:00	866	14.0	-9.9	45.9	15.61	0.0	36.9
	10:00	866	14.1	-10.1	43.2	15.61	0.0	37.0
	11:00	866	14.3	-10.4	40.5	15.60	0.0	37.5
	12:00	866	14.3	-10.7	39.4	15.60	0.0	37.5
	13:00	866	14.4	-11.1	37.4	15.59	0.0	37.7
	14:00	866	14.4	-11.4	37.3	15.57	0.0	37.6
	15:00	866	14.6	-11.5	36.4	15.57	0.0	38.0
	16:00	866	14.7	-11.4	36.2	15.58	0.0	38.4
	17:00	866	14.5	-11.3	36.8	15.59	0.0	38.0
	18:00	866	14.4	-11.1	37.9	15.58	0.0	37.7
	19:00	866	14.2	-10.8	43.0	15.58	0.0	37.0
	20:00	866	14.3	-10.8	40.8	15.60	0.0	37.3
	21:00	866	14.3	-10.6	42.2	15.59	0.0	37.4
	22:00	866	13.9	-10.4	44.0	15.59	0.0	36.5
	23:00	866	14.0	-10.4	44.7	15.59	0.0	36.4
	0:00	866	13.7	-10.4	44.0	15.59	0.0	36.0
AVE		866	14.2	-10.5	42.6	15.59	0.0	37.2
SUM								
MAX		866	14.7	-9.6	47.89	15.61	0.0	38.4
MIN		866	13.7	-11.5	36.18	15.57	0.0	36.0

DAILY REPORT OF GAS TURBINE GENERATOR OPERATION

08 March , ' 23

ITEM	Time	AVERAGE EXHAUST TEMP	NOx STACK HRSG 1	SO2 STACK HRSG 1	CO STACK HRSG 1	O2 STACK HRSG 1	OPACITY STACK HRSG 1	NOX (7% O2) HRSG1
DATA		(AVR)	(AVR)	(AVR)	(AVR)	(AVR)	(AVR)	(AVR)
TAG NAME		1TX	1SAAAI1001	1SAAAI1002	1SAAAI1003	1SAAAI1004	1SAAAI1005	1NOX7P02
UNIT		degC	ppm	ppm	ppm	%O2	%	ppm
	1:00	866	13.8	-10.2	44.9	15.59	0.0	36.2
	2:00	866	13.7	-10.3	42.6	15.60	0.0	36.0
	3:00	866	13.9	-10.0	42.8	15.60	0.0	36.5
	4:00	866	13.7	-10.2	42.7	15.59	0.0	35.8
	5:00	866	13.9	-10.1	42.0	15.60	0.0	36.5
	6:00	866	13.9	-10.1	41.3	15.60	0.0	36.4
	7:00	866	14.0	-10.1	40.1	15.60	0.0	36.6
	8:00	866	14.0	-10.2	40.3	15.60	0.0	36.7
	9:00	866	14.0	-10.2	39.9	15.60	0.0	36.7
	10:00	866	13.9	-10.4	38.9	15.60	0.0	36.6
	11:00	866	14.3	-10.6	36.6	15.61	0.0	37.5
	12:00	866	14.2	-10.9	35.4	15.59	0.0	37.3
	13:00	866	14.1	-11.4	34.2	15.58	0.0	36.9
	14:00	866	14.2	-11.6	34.1	15.57	0.0	37.1
	15:00	866	14.3	-11.7	33.3	15.58	0.0	37.4
	16:00	866	14.3	-11.6	34.3	15.58	0.0	37.2
	17:00	866	14.3	-11.4	33.9	15.59	0.0	37.6
	18:00	866	14.1	-11.2	38.8	15.58	0.0	37.0
	19:00	866	14.2	-11.1	39.8	15.64	0.0	37.4
	20:00	866	13.9	-10.9	37.4	15.65	0.0	37.0
	21:00	866	13.9	-10.7	38.3	15.63	0.0	36.7
	22:00	866	14.0	-10.5	39.6	15.62	0.0	36.8
	23:00	866	13.8	-10.5	39.6	15.62	0.0	36.4
	0:00	866	13.9	-10.5	38.7	15.61	0.0	36.6
AVE		866	14.0	-10.7	38.7	15.60	0.0	36.8
SUM								
MAX		866	14.3	-10.0	44.88	15.65	0.0	37.6
MIN		866	13.7	-11.7	33.25	15.57	0.0	35.8

DAILY REPORT OF GAS TURBINE GENERATOR OPERATION

09 March , ' 23

ITEM	Time	AVERAGE EXHAUST TEMP	NOx STACK HRSG 1	SO2 STACK HRSG 1	CO STACK HRSG 1	O2 STACK HRSG 1	OPACITY STACK HRSG 1	NOX (7% O2) HRSG1
DATA		(AVR)	(AVR)	(AVR)	(AVR)	(AVR)	(AVR)	(AVR)
TAG NAME		1TX	1SAAAI1001	1SAAAI1002	1SAAAI1003	1SAAAI1004	1SAAAI1005	1NOX7P02
UNIT		degC	ppm	ppm	ppm	%O2	%	ppm
	1:00	866	13.9	-10.4	37.5	15.61	0.0	36.5
	2:00	866	13.7	-10.3	37.4	15.61	0.0	36.0
	3:00	866	13.9	-10.4	37.2	15.61	0.0	36.4
	4:00	866	13.9	-10.3	37.2	15.61	0.0	36.5
	5:00	866	13.7	-10.4	37.8	15.60	0.0	35.9
	6:00	866	14.0	-10.2	37.1	15.60	0.0	36.7
	7:00	866	13.9	-10.3	37.5	15.59	0.0	36.3
	8:00	866	13.8	-10.3	36.8	15.60	0.0	36.3
	9:00	866	13.8	-10.5	36.0	15.60	0.0	36.2
	10:00	866	13.9	-10.7	34.7	15.60	0.0	36.5
	11:00	866	14.0	-10.8	33.1	15.60	0.0	36.7
	12:00	866	14.2	-11.1	32.1	15.59	0.0	37.1
	13:00	866	13.9	-11.4	32.1	15.61	0.0	36.6
	14:00	866	13.7	-11.8	31.1	15.61	0.0	35.9
	15:00	866	13.8	-11.8	30.6	15.59	0.0	36.2
	16:00	866	14.1	-11.7	32.3	15.58	0.0	36.9
	17:00	866	13.9	-11.6	32.3	15.58	0.0	36.4
	18:00	866	13.5	-11.3	25.0	15.57	0.0	35.2
	19:00	866	13.9	-11.0	37.6	15.58	0.0	36.3
	20:00	866	14.1	-10.9	37.4	15.59	0.0	36.7
	21:00	866	13.9	-10.9	37.1	15.59	0.0	36.3
	22:00	866	14.0	-10.8	37.3	15.59	0.0	36.6
	23:00	866	14.0	-10.7	37.9	15.59	0.0	36.7
	0:00	866	14.1	-10.6	36.7	15.59	0.0	36.8
AVE		866	13.9	-10.8	35.5	15.60	0.0	36.4
SUM								
MAX		866	14.2	-10.2	37.89	15.61	0.0	37.1
MIN		866	13.5	-11.8	30.59	15.57	0.0	35.2

DAILY REPORT OF GAS TURBINE GENERATOR OPERATION

10 March, '23

ITEM	Time	AVERAGE EXHAUST TEMP	NOx STACK HRSG 1	SO2 STACK HRSG 1	CO STACK HRSG 1	O2 STACK HRSG 1	OPACITY STACK HRSG 1	NOX (7% O2) HRSG1
DATA		(AVR)	(AVR)	(AVR)	(AVR)	(AVR)	(AVR)	(AVR)
TAG NAME		1TX	1SAAAI1001	1SAAAI1002	1SAAAI1003	1SAAAI1004	1SAAAI1005	1NOX7PO2
UNIT		degC	ppm	ppm	ppm	%O2	%	ppm
	1:00	866	14.0	-10.6	37.3	15.59	0.0	36.5
	2:00	866	13.9	-10.6	37.4	15.61	0.0	36.6
	3:00	866	14.0	-10.5	37.6	15.60	0.0	36.6
	4:00	866	14.1	-10.4	37.5	15.60	0.0	36.9
	5:00	866	14.0	-10.4	38.0	15.59	0.0	36.6
	6:00	866	13.8	-10.3	37.6	15.59	0.0	36.0
	7:00	866	14.0	-10.4	36.3	15.62	0.0	36.9
	8:00	866	14.2	-10.4	34.2	15.62	0.0	37.5
	9:00	866	14.3	-10.5	33.7	15.61	0.0	37.6
	10:00	866	14.3	-10.6	33.1	15.60	0.0	37.4
	11:00	866	14.1	-10.9	31.7	15.61	0.0	37.1
	12:00	866	14.2	-11.2	30.8	15.60	0.0	37.1
	13:00	866	14.1	-11.4	30.6	15.60	0.0	37.0
	14:00	866	14.1	-11.6	30.4	15.59	0.0	36.8
	15:00	866	14.0	-11.7	30.9	15.58	0.0	36.5
	16:00	866	14.0	-11.6	31.2	15.59	0.0	36.6
	17:00	866	13.9	-11.5	31.7	15.59	0.0	36.4
	18:00	866	14.0	-11.2	37.6	15.58	0.0	36.6
	19:00	866	14.0	-11.1	37.3	15.58	0.0	36.4
	20:00	866	13.9	-10.9	36.2	15.59	0.0	36.3
	21:00	866	14.1	-10.7	36.3	15.59	0.0	36.9
	22:00	866	14.0	-10.8	35.8	15.59	0.0	36.7
	23:00	866	14.0	-10.6	35.6	15.59	0.0	36.5
	0:00	866	13.9	-10.6	35.0	15.60	0.0	36.3
AVE		866	14.0	-10.9	34.7	15.60	0.0	36.7
SUM								
MAX		866	14.3	-10.3	38.01	15.62	0.0	37.6
MIN		866	13.8	-11.7	30.41	15.58	0.0	36.0

DAILY REPORT OF GAS TURBINE GENERATOR OPERATION

11 March, '23

ITEM	Time	AVERAGE EXHAUST TEMP	NOx STACK HRSG 1	SO2 STACK HRSG 1	CO STACK HRSG 1	O2 STACK HRSG 1	OPACITY STACK HRSG 1	NOX (7% O2) HRSG1
DATA		(AVR)	(AVR)	(AVR)	(AVR)	(AVR)	(AVR)	(AVR)
TAG NAME		1TX	1SAAAI1001	1SAAAI1002	1SAAAI1003	1SAAAI1004	1SAAAI1005	1NOX7PO2
UNIT		degC	ppm	ppm	ppm	%O2	%	ppm
	1:00	866	14.0	-10.6	35.2	15.60	0.0	36.7
	2:00	866	13.8	-10.6	35.6	15.60	0.0	36.1
	3:00	866	13.7	-10.5	36.1	15.60	0.0	35.9
	4:00	866	14.0	-10.4	36.5	15.61	0.0	36.9
	5:00	866	13.9	-10.5	36.6	15.62	0.0	36.5
	6:00	866	13.9	-10.3	36.6	15.61	0.0	36.5
	7:00	866	14.1	-10.3	36.4	15.61	0.0	36.9
	8:00	866	14.0	-10.3	35.7	15.63	0.0	37.0
	9:00	866	14.0	-10.5	36.0	15.63	0.0	37.0
	10:00	866	14.0	-10.7	35.2	15.63	0.0	37.1
	11:00	866	14.0	-11.0	34.0	15.63	0.0	36.9
	12:00	866	14.1	-11.3	33.2	15.60	0.0	37.1
	13:00	866	13.8	-11.7	33.3	15.58	0.0	36.0
	14:00	866	14.0	-11.7	33.9	15.58	0.0	36.6
	15:00	866	14.0	-11.8	33.4	15.57	0.0	36.5
	16:00	866	13.8	-11.8	33.5	15.58	0.0	36.1
	17:00	866	13.9	-11.5	34.4	15.58	0.0	36.5
	18:00	866	14.1	-11.0	36.9	15.56	0.0	36.7
	19:00	866	14.2	-10.9	35.9	15.58	0.0	37.2
	20:00	866	14.3	-10.8	36.4	15.59	0.0	37.4
	21:00	866	14.2	-10.7	36.8	15.58	0.0	37.0
	22:00	866	14.1	-10.7	37.1	15.58	0.0	37.0
	23:00	866	14.3	-10.4	38.3	15.58	0.0	37.3
	0:00	866	14.3	-10.4	38.3	15.58	0.0	37.3
AVE		866	14.0	-10.9	35.7	15.60	0.0	36.8
SUM								
MAX		866	14.3	-10.3	38.09	15.63	0.0	37.4
MIN		866	13.7	-11.8	33.23	15.56	0.0	35.9

DAILY REPORT OF GAS TURBINE GENERATOR OPERATION

12 March , ' 23

ITEM	Time	AVERAGE EXHAUST TEMP	NOx STACK HRSG 1	SO2 STACK HRSG 1	CO STACK HRSG 1	O2 STACK HRSG 1	OPACITY STACK HRSG 1	NOX (7% O2) HRSG1
DATA		(AVR)	(AVR)	(AVR)	(AVR)	(AVR)	(AVR)	(AVR)
TAG NAME		1TX	1SAAAI1001	1SAAAI1002	1SAAAI1003	1SAAAI1004	1SAAAI1005	1NOX7P02
UNIT		degC	ppm	ppm	ppm	%O2	%	ppm
	1:00	866	14.3	-10.4	38.7	15.59	0.0	37.4
	2:00	866	14.3	-10.4	39.1	15.59	0.0	37.6
	3:00	866	14.2	-10.5	38.9	15.59	0.0	37.2
	4:00	866	14.2	-10.4	38.9	15.59	0.0	37.3
	5:00	866	14.1	-10.5	38.7	15.60	0.0	37.1
	6:00	866	14.1	-10.5	39.1	15.61	0.0	37.2
	7:00	866	14.3	-10.4	38.5	15.61	0.0	37.5
	8:00	866	14.2	-10.6	38.6	15.60	0.0	37.2
	9:00	866	14.2	-10.5	38.0	15.60	0.0	37.3
	10:00	866	14.3	-10.6	37.3	15.60	0.0	37.6
	11:00	866	14.2	-10.9	35.8	15.59	0.0	37.3
	12:00	866	14.2	-10.9	36.5	15.60	0.0	37.3
	13:00	866	14.1	-11.2	36.4	15.59	0.0	37.0
	14:00	866	14.1	-11.5	35.1	15.57	0.0	36.7
	15:00	866	14.0	-11.6	35.1	15.56	0.0	36.5
	16:00	866	14.1	-11.4	36.4	15.57	0.0	36.8
	17:00	866	13.8	-11.3	37.1	15.57	0.0	36.0
	18:00	866	13.9	-11.0	41.3	15.56	0.0	36.1
	19:00	866	14.4	-10.8	38.5	15.58	0.0	37.4
	20:00	866	14.3	-10.6	40.0	15.58	0.0	37.3
	21:00	866	14.3	-10.5	40.3	15.59	0.0	37.4
	22:00	866	14.3	-10.4	41.2	15.58	0.0	37.3
	23:00	781	12.4	-5.3	37.5	16.06	0.0	46.0
	0:00	45	-3.7	-7.6	-1.9	21.30	0.0	108.5
AVE		829	13.4	-10.4	36.5	15.84	0.0	40.5
SUM								
MAX		866	14.4	-5.3	41.31	21.30	0.0	108.5
MIN		45	-3.7	-11.6	-1.90	15.56	0.0	36.0

DAILY REPORT OF GAS TURBINE GENERATOR OPERATION

13 March , ' 23

ITEM	Time	AVERAGE EXHAUST TEMP	NOx STACK HRSG 1	SO2 STACK HRSG 1	CO STACK HRSG 1	O2 STACK HRSG 1	OPACITY STACK HRSG 1	NOX (7% O2) HRSG1
DATA		(AVR)	(AVR)	(AVR)	(AVR)	(AVR)	(AVR)	(AVR)
TAG NAME		1TX	1SAAAI1001	1SAAAI1002	1SAAAI1003	1SAAAI1004	1SAAAI1005	1NOX7P02
UNIT		degC	ppm	ppm	ppm	%O2	%	ppm
	1:00	46	-3.6	-10.6	-1.9	21.31	0.0	107.9
	2:00	704	10.5	-4.2	82.9	17.40	0.0	56.6
	3:00	866	13.1	-10.8	23.5	15.58	0.0	34.2
	4:00	866	13.6	-10.7	23.3	15.58	0.0	35.4
	5:00	866	13.7	-10.4	25.8	15.56	0.0	35.7
	6:00	866	13.8	-10.2	25.3	15.56	0.0	35.8
	7:00	866	13.7	-10.2	24.3	15.56	0.0	35.7
	8:00	866	13.7	-10.3	24.0	15.57	0.0	35.8
	9:00	866	13.6	-10.5	23.1	15.58	0.0	35.4
	10:00	866	13.9	-10.5	22.5	15.60	0.0	36.4
	11:00	866	13.7	-10.8	21.7	15.59	0.0	36.0
	12:00	866	13.7	-11.1	21.1	15.58	0.0	35.9
	13:00	866	13.8	-11.2	21.0	15.58	0.0	36.1
	14:00	866	13.6	-11.4	21.5	15.58	0.0	35.5
	15:00	866	13.5	-11.3	21.6	15.57	0.0	35.2
	16:00	866	13.7	-11.3	21.3	15.57	0.0	35.7
	17:00	866	13.7	-11.3	21.5	15.58	0.0	35.8
	18:00	866	13.9	-10.9	21.2	15.57	0.0	36.4
	19:00	866	14.0	-11.0	27.3	15.58	0.0	36.5
	20:00	866	14.0	-10.8	28.3	15.58	0.0	36.6
	21:00	866	14.0	-10.7	28.9	15.58	0.0	36.5
	22:00	866	14.0	-10.6	29.1	15.58	0.0	36.6
	23:00	866	13.8	-10.6	29.7	15.58	0.0	36.0
	0:00	866	13.7	-10.6	28.8	15.58	0.0	35.8
AVE		825	12.9	-10.5	26.1	15.89	0.0	39.7
SUM								
MAX		866	14.0	-4.2	82.91	21.31	0.0	107.9
MIN		46	-3.6	-11.4	-1.86	15.56	0.0	34.2

DAILY REPORT OF GAS TURBINE GENERATOR OPERATION

14 March , ' 23

ITEM	Time	AVERAGE EXHAUST TEMP	NOx STACK HRSG 1	SO2 STACK HRSG 1	CO STACK HRSG 1	O2 STACK HRSG 1	OPACITY STACK HRSG 1	NOX (7% O2) HRSG1
DATA		(AVR)	(AVR)	(AVR)	(AVR)	(AVR)	(AVR)	(AVR)
TAG NAME		1TX	1SAAAT1001	1SAAAT1002	1SAAAT1003	1SAAAT1004	1SAAAT1005	1NOX7PO2
UNIT		degC	ppm	ppm	ppm	%O2	%	ppm
	1:00	866	13.7	-10.5	27.5	15.57	0.0	35.6
	2:00	866	13.8	-10.4	28.1	15.57	0.0	36.0
	3:00	866	13.9	-10.4	27.5	15.57	0.0	36.2
	4:00	866	13.7	-10.4	27.3	15.57	0.0	35.8
	5:00	866	13.7	-10.5	26.9	15.56	0.0	35.7
	6:00	866	13.8	-10.4	26.9	15.56	0.1	36.0
	7:00	866	13.7	-10.3	27.2	15.56	0.1	35.7
	8:00	866	13.9	-10.3	27.3	15.57	0.0	36.2
	9:00	866	13.8	-10.5	26.7	15.57	0.0	35.9
	10:00	866	13.8	-10.6	25.7	15.57	0.0	35.9
	11:00	866	14.0	-10.7	25.8	15.58	0.0	36.7
	12:00	866	13.9	-11.1	25.0	15.56	0.0	36.2
	13:00	866	13.8	-11.3	25.1	15.56	0.0	36.0
	14:00	866	13.7	-11.7	24.4	15.55	0.0	35.6
	15:00	866	13.7	-11.7	24.4	15.54	0.0	35.4
	16:00	866	13.7	-11.6	24.6	15.56	0.0	35.7
	17:00	866	13.6	-11.3	25.6	15.56	0.0	35.6
	18:00	866	13.7	-11.2	27.0	15.56	0.0	35.7
	19:00	866	13.8	-11.0	28.9	15.57	0.0	35.9
	20:00	866	13.9	-11.0	28.0	15.58	0.0	36.3
	21:00	866	13.9	-10.8	27.9	15.58	0.0	36.4
	22:00	866	13.7	-10.7	29.5	15.58	0.0	35.7
	23:00	866	13.8	-10.6	29.3	15.58	0.0	36.0
	0:00	866	13.6	-10.6	28.8	15.58	0.0	35.6
AVE		866	13.8	-10.8	26.9	15.57	0.0	35.9
SUM								
MAX		866	14.0	-10.3	29.45	15.58	0.1	36.7
MIN		866	13.6	-11.7	24.37	15.54	0.0	35.4

DAILY REPORT OF GAS TURBINE GENERATOR OPERATION

15 March , ' 23

ITEM	Time	AVERAGE EXHAUST TEMP	NOx STACK HRSG 1	SO2 STACK HRSG 1	CO STACK HRSG 1	O2 STACK HRSG 1	OPACITY STACK HRSG 1	NOX (7% O2) HRSG1
DATA		(AVR)	(AVR)	(AVR)	(AVR)	(AVR)	(AVR)	(AVR)
TAG NAME		1TX	1SAAAT1001	1SAAAT1002	1SAAAT1003	1SAAAT1004	1SAAAT1005	1NOX7PO2
UNIT		degC	ppm	ppm	ppm	%O2	%	ppm
	1:00	866	13.3	-10.5	29.2	15.57	0.0	34.8
	2:00	866	13.3	-10.5	29.0	15.56	0.0	34.8
	3:00	866	13.3	-10.5	29.0	15.57	0.0	34.6
	4:00	866	13.2	-10.6	27.7	15.56	0.0	34.4
	5:00	866	13.3	-10.5	27.3	15.57	0.0	34.8
	6:00	866	13.4	-10.4	27.3	15.57	0.0	35.1
	7:00	866	13.6	-10.4	28.8	15.57	0.0	35.5
	8:00	866	13.5	-10.4	28.8	15.57	0.0	35.2
	9:00	866	13.5	-10.6	28.9	15.57	0.0	35.1
	10:00	866	13.6	-10.7	27.9	15.58	0.0	35.6
	11:00	866	13.5	-11.0	26.9	15.59	0.0	35.4
	12:00	866	13.8	-11.2	26.6	15.62	0.0	36.3
	13:00	866	13.7	-11.5	26.6	15.61	0.0	36.0
	14:00	866	13.8	-11.7	26.3	15.60	0.0	36.1
	15:00	866	13.8	-11.8	26.6	15.60	0.0	36.2
	16:00	866	13.7	-11.7	28.0	15.61	0.0	35.9
	17:00	866	13.7	-11.4	28.5	15.62	0.0	36.0
	18:00	866	13.7	-11.2	30.3	15.62	0.0	36.0
	19:00	866	13.5	-11.0	35.1	15.60	0.0	35.6
	20:00	866	13.7	-10.9	31.5	15.61	0.0	36.0
	21:00	866	13.5	-10.9	30.9	15.60	0.0	35.5
	22:00	866	13.7	-10.6	31.5	15.60	0.0	35.9
	23:00	866	13.7	-10.5	32.2	15.60	0.0	35.9
	0:00	866	13.6	-10.5	31.9	15.60	0.0	35.7
AVE		866	13.6	-10.9	29.0	15.59	0.0	35.5
SUM								
MAX		866	13.8	-10.4	35.10	15.62	0.0	36.3
MIN		866	13.2	-11.8	26.30	15.56	0.0	34.4

DAILY REPORT OF GAS TURBINE GENERATOR OPERATION

16 March , ' 23

ITEM	Time	AVERAGE EXHAUST TEMP	NOx STACK HRSG 1	SO2 STACK HRSG 1	CO STACK HRSG 1	O2 STACK HRSG 1	OPACITY STACK HRSG 1	NOX (7% O2) HRSG1
DATA		(AVR)	(AVR)	(AVR)	(AVR)	(AVR)	(AVR)	(AVR)
TAG		1TX	1SAAAI1001	1SAAAI1002	1SAAAI1003	1SAAAI1004	1SAAAI1005	1NOX7PO2
UNIT		degC	ppm	ppm	ppm	%O2	%	ppm
	1:00	866	13.6	-10.5	32.1	15.60	0.0	35.6
	2:00	866	13.5	-10.5	32.1	15.60	0.0	35.5
	3:00	866	13.6	-10.5	30.9	15.60	0.0	35.6
	4:00	866	13.6	-10.6	30.1	15.61	0.0	35.6
	5:00	866	13.5	-10.6	30.0	15.60	0.0	35.4
	6:00	866	13.7	-10.4	30.1	15.60	0.0	36.0
	7:00	866	13.7	-10.4	30.1	15.60	0.0	35.9
	8:00	866	13.7	-10.5	29.9	15.60	0.0	35.9
	9:00	866	13.7	-10.6	28.8	15.62	0.0	36.1
	10:00	866	13.8	-10.8	28.1	15.61	0.0	36.3
	11:00	866	13.7	-11.0	27.6	15.62	0.0	36.0
	12:00	866	13.8	-11.2	27.2	15.62	0.0	36.5
	13:00	866	13.9	-11.4	26.3	15.62	0.0	36.5
	14:00	866	13.8	-11.7	26.0	15.61	0.0	36.2
	15:00	866	13.8	-11.8	26.5	15.60	0.0	36.3
	16:00	866	13.7	-11.8	26.1	15.61	0.0	36.0
	17:00	866	13.9	-11.4	27.7	15.63	0.0	36.6
	18:00	866	13.9	-11.0	35.7	15.62	0.0	36.8
	19:00	866	14.1	-10.9	32.6	15.63	0.0	37.2
	20:00	866	14.2	-10.9	30.5	15.62	0.0	37.2
	21:00	866	13.9	-10.8	30.8	15.61	0.0	36.6
	22:00	866	13.8	-10.8	31.0	15.61	0.0	36.2
	23:00	866	13.9	-10.6	31.1	15.61	0.0	36.6
	0:00	866	13.9	-10.6	31.5	15.61	0.0	36.6
AVE		866	13.8	-10.9	29.7	15.61	0.0	36.2
SUM								
MAX		866	14.2	-10.4	35.70	15.63	0.0	37.2
MIN		866	13.5	-11.8	25.97	15.60	0.0	35.4

DAILY REPORT OF GAS TURBINE GENERATOR OPERATION

17 March , ' 23

ITEM	Time	AVERAGE EXHAUST TEMP	NOx STACK HRSG 1	SO2 STACK HRSG 1	CO STACK HRSG 1	O2 STACK HRSG 1	OPACITY STACK HRSG 1	NOX (7% O2) HRSG1
DATA		(AVR)	(AVR)	(AVR)	(AVR)	(AVR)	(AVR)	(AVR)
TAG		1TX	1SAAAI1001	1SAAAI1002	1SAAAI1003	1SAAAI1004	1SAAAI1005	1NOX7PO2
UNIT		degC	ppm	ppm	ppm	%O2	%	ppm
	1:00	866	13.8	-10.6	31.1	15.60	0.0	36.0
	2:00	866	13.9	-10.5	31.3	15.61	0.0	36.6
	3:00	866	13.8	-10.6	31.4	15.61	0.0	36.4
	4:00	866	13.8	-10.5	31.3	15.60	0.0	36.4
	5:00	866	13.8	-10.5	30.7	15.60	0.0	36.0
	6:00	866	13.8	-10.5	30.8	15.60	0.0	36.3
	7:00	866	13.9	-10.5	30.8	15.60	0.0	36.4
	8:00	866	14.0	-10.5	30.0	15.61	0.0	36.7
	9:00	866	14.0	-10.6	29.2	15.63	0.0	36.8
	10:00	866	14.0	-10.8	28.3	15.65	0.0	37.1
	11:00	866	13.9	-11.2	27.1	15.65	0.0	36.7
	12:00	866	14.1	-11.4	26.6	15.63	0.0	37.2
	13:00	866	14.2	-11.6	26.5	15.62	0.0	37.3
	14:00	866	14.2	-11.9	26.9	15.57	0.0	37.0
	15:00	866	14.2	-11.8	26.5	15.62	0.0	37.2
	16:00	866	14.0	-11.8	27.9	15.62	0.0	36.8
	17:00	866	13.9	-11.6	27.9	15.62	0.0	36.6
	18:00	866	13.9	-11.1	32.1	15.60	0.0	36.5
	19:00	866	13.9	-11.1	32.8	15.60	0.0	36.6
	20:00	866	13.9	-10.8	31.5	15.64	0.0	36.8
	21:00	866	13.9	-10.8	31.8	15.64	0.0	36.9
	22:00	866	14.0	-10.6	32.7	15.65	0.0	37.2
	23:00	866	14.1	-10.6	33.8	15.65	0.0	37.3
	0:00	866	14.0	-10.4	34.5	15.65	0.0	37.1
AVE		866	14.0	-10.9	30.2	15.62	0.0	36.7
SUM								
MAX		866	14.2	-10.4	34.46	15.65	0.0	37.3
MIN		866	13.8	-11.9	26.51	15.57	0.0	36.0

DAILY REPORT OF GAS TURBINE GENERATOR OPERATION

18 March, '23

ITEM	Time	AVERAGE EXHAUST TEMP	NOx STACK HRSG 1	SO2 STACK HRSG 1	CO STACK HRSG 1	O2 STACK HRSG 1	OPACITY STACK HRSG 1	NOX (7% O2) HRSG1
DATA		(AVR)	(AVR)	(AVR)	(AVR)	(AVR)	(AVR)	(AVR)
TAG NAME		11X	1SAAA11001	1SAAA11002	1SAAA11003	1SAAA11004	1SAAA11005	1NOX7P02
UNIT		degC	ppm	ppm	ppm	%O2	%	ppm
	1:00	866	13.9	-10.4	34.3	15.64	0.0	36.8
	2:00	866	13.8	-10.5	33.5	15.63	0.0	36.6
	3:00	866	13.9	-10.5	32.0	15.64	0.0	36.9
	4:00	866	13.9	-10.4	32.5	15.65	0.0	36.7
	5:00	866	13.9	-10.4	32.7	15.64	0.0	36.7
	6:00	866	14.1	-10.4	32.6	15.63	0.0	37.2
	7:00	866	13.9	-10.4	32.7	15.63	0.0	36.6
	8:00	866	13.9	-10.3	32.5	15.63	0.0	36.8
	9:00	866	14.0	-10.4	32.2	15.64	0.0	37.1
	10:00	866	13.9	-10.8	31.0	15.65	0.0	36.9
	11:00	866	13.8	-11.1	30.9	15.64	0.0	36.6
	12:00	866	14.0	-11.3	30.2	15.64	0.0	36.9
	13:00	866	13.9	-11.4	30.7	15.64	0.0	36.6
	14:00	866	14.0	-11.7	28.6	15.62	0.0	36.8
	15:00	866	14.0	-11.8	29.8	15.61	0.0	36.7
	16:00	866	13.7	-11.7	28.5	15.67	0.0	36.5
	17:00	866	13.7	-11.5	29.5	15.67	0.0	36.5
	18:00	866	13.9	-11.3	31.7	15.65	0.0	36.8
	19:00	865	13.9	-10.9	37.4	15.64	0.0	36.7
	20:00	866	14.0	-10.9	32.9	15.65	0.0	37.1
	21:00	866	13.9	-10.8	32.9	15.63	0.0	36.6
	22:00	866	13.8	-10.8	33.2	15.62	0.0	36.4
	23:00	866	13.8	-10.5	34.0	15.63	0.0	36.5
	0:00	866	14.0	-10.4	34.4	15.63	0.0	36.8
AVE		866	13.9	-10.9	32.1	15.64	0.0	36.7
SUM								
MAX		866	14.1	-10.3	37.37	15.67	0.0	37.2
MIN		865	13.7	-11.8	28.47	15.61	0.0	36.4

DAILY REPORT OF GAS TURBINE GENERATOR OPERATION

19 March, '23

ITEM	Time	AVERAGE EXHAUST TEMP	NOx STACK HRSG 1	SO2 STACK HRSG 1	CO STACK HRSG 1	O2 STACK HRSG 1	OPACITY STACK HRSG 1	NOX (7% O2) HRSG1
DATA		(AVR)	(AVR)	(AVR)	(AVR)	(AVR)	(AVR)	(AVR)
TAG NAME		11Y	1SAAA11001	1SAAA11002	1SAAA11003	1SAAA11004	1SAAA11005	1NOX7P02
UNIT		degC	ppm	ppm	ppm	%O2	%	ppm
	1:00	866	13.8	-10.5	34.7	15.63	0.0	36.4
	2:00	866	13.8	-10.4	34.4	15.63	0.0	36.4
	3:00	866	13.8	-10.4	33.5	15.63	0.0	36.4
	4:00	866	13.8	-10.4	33.6	15.63	0.0	36.3
	5:00	866	13.7	-10.4	34.0	15.63	0.0	36.2
	6:00	866	13.9	-10.4	33.7	15.63	0.0	36.6
	7:00	866	13.8	-10.5	32.6	15.63	0.0	36.3
	8:00	866	13.9	-10.4	32.0	15.62	0.0	36.6
	9:00	866	13.9	-10.5	31.0	15.64	0.0	36.8
	10:00	866	13.8	-10.8	29.8	15.64	0.0	36.6
	11:00	866	13.8	-11.0	28.9	15.64	0.0	36.5
	12:00	866	13.8	-11.2	28.8	15.64	0.0	36.5
	13:00	866	13.8	-11.5	28.7	15.63	0.0	36.3
	14:00	866	13.8	-11.7	28.1	15.62	0.0	36.4
	15:00	866	13.7	-11.8	28.0	15.61	0.0	36.1
	16:00	866	13.7	-11.8	27.5	15.63	0.0	36.0
	17:00	866	13.8	-11.5	28.8	15.63	0.0	36.3
	18:00	866	13.8	-11.2	29.7	15.63	0.0	36.5
	19:00	866	13.9	-10.9	36.1	15.62	0.0	36.7
	20:00	866	14.0	-10.8	33.0	15.64	0.0	37.0
	21:00	866	13.9	-10.7	32.6	15.63	0.0	36.7
	22:00	866	13.9	-10.7	33.0	15.63	0.0	36.6
	23:00	866	13.9	-10.6	32.7	15.63	0.0	36.6
	0:00	866	13.7	-10.7	32.6	15.63	0.0	36.1
AVE		866	13.8	-10.9	31.6	15.63	0.0	36.5
SUM								
MAX		866	14.0	-10.4	36.06	15.64	0.0	37.0
MIN		866	13.7	-11.8	27.47	15.61	0.0	36.0

DAILY REPORT OF GAS TURBINE GENERATOR OPERATION

20 March , ' 23

ITEM	Time	AVERAGE EXHAUST TEMP	NOx STACK HRSG 1	SO2 STACK HRSG 1	CO STACK HRSG 1	O2 STACK HRSG 1	OPACITY STACK HRSG 1	NOX (7% O2) HRSG1
DATA		(AVR)	(AVR)	(AVR)	(AVR)	(AVR)	(AVR)	(AVR)
TAG NAME		1TX	1SAAAI1001	1SAAAI1002	1SAAAI1003	1SAAAI1004	1SAAAI1005	1NOX7P02
UNIT		degC	ppm	ppm	ppm	%O2	%	ppm
	1:00	866	13.7	-10.6	33.3	15.63	0.0	36.3
	2:00	866	13.8	-10.5	33.3	15.62	0.0	36.3
	3:00	866	13.6	-10.4	33.8	15.60	0.0	35.7
	4:00	866	13.7	-10.4	35.0	15.60	0.0	36.1
	5:00	866	13.7	-10.3	36.3	15.60	0.0	36.0
	6:00	866	13.6	-10.3	35.8	15.60	0.0	35.8
	7:00	866	13.6	-10.3	35.7	15.59	0.0	35.6
	8:00	866	13.6	-10.4	34.0	15.62	0.0	35.9
	9:00	866	13.8	-10.6	30.8	15.63	0.0	36.4
	10:00	866	13.8	-11.0	27.7	15.63	0.0	36.5
	11:00	866	14.0	-11.2	28.0	15.62	0.0	36.8
	12:00	866	13.9	-11.5	28.4	15.61	0.0	36.6
	13:00	866	13.9	-11.8	28.6	15.55	0.0	36.0
	14:00	866	13.9	-11.9	28.6	15.59	0.0	36.3
	15:00	866	13.9	-12.1	28.6	15.56	0.0	36.1
	16:00	866	13.8	-12.1	28.3	15.57	0.0	36.1
	17:00	866	13.9	-11.7	28.6	15.58	0.0	36.4
	18:00	866	13.9	-11.6	30.6	15.59	0.0	36.4
	19:00	866	14.1	-11.2	33.2	15.59	0.0	36.9
	20:00	866	14.1	-11.1	30.1	15.61	0.0	37.0
	21:00	866	14.1	-11.0	29.6	15.60	0.0	36.9
	22:00	866	14.1	-10.8	30.0	15.60	0.0	37.1
	23:00	866	14.0	-10.9	30.4	15.60	0.0	36.6
	0:00	866	14.1	-10.7	30.7	15.60	0.0	36.9
AVE		866	13.9	-11.0	31.2	15.60	0.0	36.4
SUM								
MAX		866	14.1	-10.3	36.30	15.63	0.0	37.1
MIN		866	13.6	-12.1	27.73	15.55	0.0	35.6

DAILY REPORT OF GAS TURBINE GENERATOR OPERATION

21 March , ' 23

ITEM	Time	AVERAGE EXHAUST TEMP	NOx STACK HRSG 1	SO2 STACK HRSG 1	CO STACK HRSG 1	O2 STACK HRSG 1	OPACITY STACK HRSG 1	NOX (7% O2) HRSG1
DATA		(AVR)	(AVR)	(AVR)	(AVR)	(AVR)	(AVR)	(AVR)
TAG NAME		1TX	1SAAAI1001	1SAAAI1002	1SAAAI1003	1SAAAI1004	1SAAAI1005	1NOX7P02
UNIT		degC	ppm	ppm	ppm	%O2	%	ppm
	1:00	866	14.1	-10.6	30.5	15.60	0.0	36.9
	2:00	866	14.0	-10.7	30.4	15.60	0.0	36.8
	3:00	866	14.1	-10.6	29.9	15.60	0.0	36.9
	4:00	866	13.9	-10.7	29.7	15.60	0.0	36.4
	5:00	866	14.1	-10.6	29.5	15.61	0.0	36.5
	6:00	866	14.1	-10.5	30.1	15.60	0.0	37.0
	7:00	866	14.0	-10.5	30.0	15.60	0.0	36.8
	8:00	866	14.0	-10.5	29.4	15.62	0.0	36.9
	9:00	866	14.0	-10.8	28.1	15.61	0.0	36.9
	10:00	866	14.1	-11.0	26.8	15.61	0.0	37.0
	11:00	866	13.9	-11.4	26.0	15.60	0.0	36.5
	12:00	866	14.1	-11.7	25.5	15.58	0.0	36.8
	13:00	866	13.9	-12.2	25.3	15.55	0.0	36.0
	14:00	866	14.0	-12.1	25.2	15.56	0.0	36.3
	15:00	866	13.9	-12.3	24.7	15.56	0.0	36.2
	16:00	866	13.8	-12.2	25.3	15.58	0.0	36.1
	17:00	866	13.9	-11.8	28.0	15.58	0.0	36.4
	18:00	866	14.3	-11.5	20.9	15.60	0.0	37.4
	19:00	866	14.2	-11.5	27.1	15.61	0.0	37.4
	20:00	866	14.3	-11.1	27.7	15.61	0.0	37.7
	21:00	866	14.2	-11.0	27.6	15.60	0.0	37.4
	22:00	866	14.2	-10.9	27.9	15.61	0.0	37.3
	23:00	866	14.2	-10.9	28.1	15.61	0.0	37.4
	0:00	866	14.2	-10.8	27.8	15.61	0.0	37.4
AVE		866	14.1	-11.2	27.9	15.60	0.0	36.9
SUM								
MAX		866	14.3	-10.5	30.49	15.62	0.0	37.7
MIN		866	13.8	-12.3	24.65	15.55	0.0	36.0

DAILY REPORT OF GAS TURBINE GENERATOR OPERATION

22 March , ' 23

ITEM	Time	AVERAGE EXHAUST TEMP	NOx STACK HRSG 1	SO2 STACK HRSG 1	CO STACK HRSG 1	O2 STACK HRSG 1	OPACITY STACK HRSG 1	NOX (7% O2) HRSG1
DATA		(AVR)	(AVR)	(AVR)	(AVR)	(AVR)	(AVR)	(AVR)
TAG NAME		1TX	1SAAAI1001	1SAAAI1002	1SAAAI1003	1SAAAI1004	1SAAAI1005	1NOX7PO2
UNIT		degC	ppm	ppm	ppm	%O2	%	ppm
	1:00	866	14.2	-10.8	28.3	15.61	0.0	37.2
	2:00	866	14.1	-10.7	28.5	15.61	0.0	36.9
	3:00	866	14.1	-10.7	28.4	15.61	0.0	37.0
	4:00	866	14.0	-10.8	28.5	15.60	0.0	36.8
	5:00	866	14.0	-10.6	29.0	15.60	0.0	36.9
	6:00	866	14.1	-10.6	29.2	15.60	0.0	37.0
	7:00	866	13.9	-10.6	28.7	15.61	0.0	36.5
	8:00	866	14.0	-10.7	27.4	15.62	0.0	36.7
	9:00	866	14.2	-11.1	19.6	15.62	0.0	37.4
	10:00	866	14.4	-11.3	18.8	15.60	0.0	37.8
	11:00	866	14.1	-11.4	18.6	15.60	0.0	37.1
	12:00	866	13.7	-11.9	17.7	15.58	0.0	35.8
	13:00	866	13.9	-12.1	18.4	15.56	0.0	36.1
	14:00	866	13.5	-12.5	19.9	15.55	0.0	34.9
	15:00	866	14.0	-12.5	21.0	15.56	0.0	36.4
	16:00	866	13.9	-12.4	21.7	15.55	0.0	36.2
	17:00	866	14.1	-12.0	23.0	15.59	0.0	36.7
	18:00	866	13.9	-11.6	26.0	15.59	0.0	36.4
	19:00	866	14.1	-11.4	26.7	15.60	0.0	36.9
	20:00	866	14.2	-11.3	25.4	15.64	0.0	37.4
	21:00	866	14.2	-11.1	26.0	15.64	0.0	37.3
	22:00	866	14.2	-11.1	25.3	15.62	0.0	37.2
	23:00	866	14.1	-11.0	27.4	15.62	0.0	37.2
	0:00	866	14.0	-11.0	28.2	15.62	0.0	36.8
AVE		866	14.0	-11.3	24.7	15.60	0.0	36.8
SUM								
MAX		866	14.4	-10.6	29.23	15.64	0.0	37.8
MIN		866	13.5	-12.5	17.66	15.55	0.0	34.9

DAILY REPORT OF GAS TURBINE GENERATOR OPERATION

23 March , ' 23

ITEM	Time	AVERAGE EXHAUST TEMP	NOx STACK HRSG 1	SO2 STACK HRSG 1	CO STACK HRSG 1	O2 STACK HRSG 1	OPACITY STACK HRSG 1	NOX (7% O2) HRSG1
DATA		(AVR)	(AVR)	(AVR)	(AVR)	(AVR)	(AVR)	(AVR)
TAG NAME		1TX	1SAAAI1001	1SAAAI1002	1SAAAI1003	1SAAAI1004	1SAAAI1005	1NOX7PO2
UNIT		degC	ppm	ppm	ppm	%O2	%	ppm
	1:00	866	14.1	-10.8	27.8	15.63	0.0	37.1
	2:00	866	14.0	-10.9	26.6	15.64	0.0	36.9
	3:00	866	14.1	-10.8	25.9	15.65	0.0	37.2
	4:00	866	14.1	-10.7	26.7	15.64	0.0	37.2
	5:00	866	14.1	-10.7	26.8	15.63	0.0	37.1
	6:00	866	14.1	-10.7	27.3	15.64	0.0	37.2
	7:00	866	13.9	-10.8	27.3	15.63	0.0	36.6
	8:00	866	14.0	-10.7	26.8	15.65	0.0	37.0
	9:00	866	14.0	-10.9	25.4	15.65	0.0	37.1
	10:00	866	14.0	-11.1	24.7	15.63	0.0	36.9
	11:00	866	14.0	-11.4	24.0	15.64	0.0	36.9
	12:00	866	13.9	-11.7	24.2	15.61	0.0	36.4
	13:00	866	13.9	-12.0	23.6	15.60	0.0	36.4
	14:00	866	14.1	-12.2	23.2	15.58	0.0	36.9
	15:00	866	14.2	-12.4	23.4	15.60	0.0	37.1
	16:00	866	14.1	-12.3	23.0	15.59	0.0	36.8
	17:00	866	14.0	-11.9	24.8	15.63	0.0	36.9
	18:00	866	14.1	-11.5	30.3	15.62	0.0	37.0
	19:00	866	14.4	-11.5	26.3	15.64	0.0	37.9
	20:00	866	14.2	-11.2	25.5	15.63	0.0	37.5
	21:00	866	14.1	-11.2	26.3	15.64	0.0	37.1
	22:00	866	14.0	-11.1	26.1	15.64	0.0	36.9
	23:00	866	14.1	-10.9	26.0	15.64	0.0	37.3
	0:00	866	14.0	-11.0	26.2	15.64	0.0	37.0
AVE		866	14.0	-11.3	25.8	15.63	0.0	37.0
SUM								
MAX		866	14.4	-10.7	30.27	15.65	0.0	37.9
MIN		866	13.9	-12.4	22.97	15.58	0.0	36.4

DAILY REPORT OF GAS TURBINE GENERATOR OPERATION

24 March, '23

ITEM	Time	AVERAGE EXHAUST TEMP	NOx STACK HRSG 1	SO2 STACK HRSG 1	CO STACK HRSG 1	O2 STACK HRSG 1	OPACITY STACK HRSG 1	NOX (7% O2) HRSG1
DATA TAG NAME		(AVR)	(AVR)	(AVR)	(AVR)	(AVR)	(AVR)	(AVR)
UNIT		degC	ppm	ppm	ppm	%O2	%	ppm
	1:00	866	14.1	-10.8	26.6	15.64	0.0	37.3
	2:00	866	14.1	-10.9	26.3	15.64	0.0	37.4
	3:00	866	14.1	-10.9	25.9	15.64	0.0	37.3
	4:00	866	14.1	-11.0	25.8	15.64	0.0	37.2
	5:00	866	14.1	-10.9	26.9	15.63	0.0	37.1
	6:00	866	14.1	-10.9	26.7	15.63	0.0	37.1
	7:00	866	14.1	-10.9	26.5	15.63	0.0	37.3
	8:00	866	14.2	-10.8	26.5	15.63	0.0	37.4
	9:00	866	14.1	-11.1	25.9	15.63	0.0	37.2
	10:00	866	14.0	-11.1	24.6	15.63	0.0	36.9
	11:00	866	14.0	-11.5	23.4	15.61	0.0	36.9
	12:00	866	14.0	-11.9	22.3	15.59	0.0	36.7
	13:00	866	14.1	-12.2	22.5	15.56	0.0	36.5
	14:00	866	13.9	-12.3	23.1	15.57	0.0	36.3
	15:00	866	14.1	-12.4	23.2	15.56	0.0	36.6
	16:00	866	14.0	-12.5	22.0	15.57	0.0	36.6
	17:00	866	13.7	-12.1	23.0	15.59	0.0	35.9
	18:00	866	14.2	-11.7	28.3	15.59	0.0	37.2
	19:00	866	14.7	-11.5	25.3	15.61	0.0	38.6
	20:00	866	14.7	-11.3	26.3	15.62	0.0	38.6
	21:00	866	14.5	-11.3	26.8	15.62	0.0	38.2
	22:00	866	14.7	-11.0	26.3	15.62	0.0	38.5
	23:00	866	14.2	-11.1	26.0	15.61	0.0	37.3
	0:00	866	14.3	-10.9	26.0	15.61	0.0	37.5
AVE		866	14.2	-11.4	25.3	15.61	0.0	37.2
SUM								
MAX		866	14.7	-10.8	28.30	15.64	0.0	38.6
MIN		866	13.7	-12.5	22.02	15.56	0.0	35.9

DAILY REPORT OF GAS TURBINE GENERATOR OPERATION

25 March, '23

ITEM	Time	AVERAGE EXHAUST TEMP	NOx STACK HRSG 1	SO2 STACK HRSG 1	CO STACK HRSG 1	O2 STACK HRSG 1	OPACITY STACK HRSG 1	NOX (7% O2) HRSG1
DATA TAG NAME		(AVR)	(AVR)	(AVR)	(AVR)	(AVR)	(AVR)	(AVR)
UNIT		degC	ppm	ppm	ppm	%O2	%	ppm
	1:00	866	14.3	-10.9	26.2	15.61	0.0	37.5
	2:00	866	14.2	-10.9	25.7	15.61	0.0	37.2
	3:00	866	14.3	-10.9	25.6	15.62	0.0	37.5
	4:00	866	14.3	-10.7	26.1	15.62	0.0	37.7
	5:00	866	14.2	-10.9	26.3	15.61	0.0	37.3
	6:00	866	14.2	-10.7	27.0	15.62	0.0	37.2
	7:00	866	14.1	-10.7	27.2	15.61	0.0	37.0
	8:00	866	14.1	-10.8	26.0	15.62	0.0	37.2
	9:00	866	14.2	-10.9	24.5	15.62	0.0	37.2
	10:00	866	14.2	-11.2	23.6	15.61	0.0	37.2
	11:00	866	14.4	-11.5	21.3	15.60	0.0	37.8
	12:00	866	14.2	-11.7	20.8	15.58	0.0	37.3
	13:00	866	14.0	-11.9	21.4	15.56	0.0	36.5
	14:00	866	13.9	-12.3	21.3	15.54	0.0	36.0
	15:00	866	14.0	-12.5	21.0	15.56	0.0	36.4
	16:00	866	14.0	-12.4	21.1	15.56	0.0	36.5
	17:00	866	14.3	-12.0	21.7	15.58	0.0	37.2
	18:00	866	14.1	-11.7	26.6	15.57	0.0	36.9
	19:00	866	14.4	-11.5	22.1	15.60	0.0	37.7
	20:00	866	14.4	-11.3	22.4	15.61	0.0	37.7
	21:00	866	14.2	-11.3	22.7	15.61	0.0	37.2
	22:00	866	14.3	-11.2	23.6	15.60	0.0	37.5
	23:00	866	14.4	-11.0	24.5	15.61	0.0	37.9
	0:00	866	14.3	-11.0	24.6	15.61	0.0	37.6
AVE		866	14.2	-11.3	23.9	15.60	0.0	37.2
SUM								
MAX		866	14.4	-10.7	27.15	15.62	0.0	37.9
MIN		866	13.9	-12.5	20.80	15.54	0.0	36.0

DAILY REPORT OF GAS TURBINE GENERATOR OPERATION

26 March , ' 23

ITEM	Time	AVERAGE EXHAUST TEMP	NOx STACK HRSG 1	SO2 STACK HRSG 1	CO STACK HRSG 1	O2 STACK HRSG 1	OPACITY STACK HRSG 1	NOX (7% O2) HRSG1
DATA		(AVR)	(AVR)	(AVR)	(AVR)	(AVR)	(AVR)	(AVR)
TAG NAME		1TX	1SAAAT1001	1SAAAT1002	1SAAAT1003	1SAAAT1004	1SAAAT1005	1NOX7PO2
UNIT		degC	ppm	ppm	ppm	%O2	%	ppm
	1:00	866	14.4	-11.0	24.4	15.62	0.0	38.0
	2:00	866	14.4	-11.0	25.3	15.61	0.0	37.9
	3:00	866	14.4	-11.0	24.6	15.61	0.0	37.7
	4:00	866	14.4	-11.0	24.3	15.61	0.0	37.8
	5:00	866	14.4	-11.0	25.0	15.61	0.0	37.9
	6:00	866	14.3	-11.0	25.1	15.61	0.0	37.5
	7:00	866	14.4	-10.8	24.7	15.67	0.0	38.2
	8:00	866	14.3	-10.8	24.7	15.64	0.0	37.7
	9:00	866	14.2	-10.9	24.7	15.61	0.0	37.4
	10:00	866	14.2	-11.2	22.9	15.61	0.0	37.5
	11:00	866	14.2	-11.4	21.7	15.60	0.0	37.3
	12:00	866	14.2	-11.9	21.1	15.58	0.0	37.2
	13:00	866	14.0	-12.1	21.4	15.55	0.0	36.5
	14:00	866	14.1	-12.3	21.9	15.54	0.0	36.5
	15:00	866	14.0	-12.4	21.4	15.53	0.0	36.2
	16:00	866	14.2	-12.3	20.5	15.55	0.0	37.0
	17:00	866	14.2	-11.9	21.1	15.57	0.0	37.1
	18:00	866	14.3	-11.6	25.8	15.57	0.0	37.2
	19:00	866	14.7	-11.4	22.5	15.58	0.0	38.3
	20:00	866	14.6	-11.2	23.9	15.58	0.0	38.2
	21:00	866	14.4	-11.2	23.8	15.58	0.0	37.8
	22:00	866	14.5	-11.0	23.9	15.58	0.0	37.9
	23:00	866	14.5	-11.1	23.7	15.59	0.0	37.9
	0:00	866	14.4	-10.9	24.2	15.58	0.0	37.5
AVE		866	14.3	-11.4	23.5	15.59	0.0	37.5
SUM								
MAX		866	14.7	-10.8	25.79	15.67	0.0	38.3
MIN		866	14.0	-12.4	20.52	15.53	0.0	36.2

DAILY REPORT OF GAS TURBINE GENERATOR OPERATION

27 March , ' 23

ITEM	Time	AVERAGE EXHAUST TEMP	NOx STACK HRSG 1	SO2 STACK HRSG 1	CO STACK HRSG 1	O2 STACK HRSG 1	OPACITY STACK HRSG 1	NOX (7% O2) HRSG1
DATA		(AVR)	(AVR)	(AVR)	(AVR)	(AVR)	(AVR)	(AVR)
TAG NAME		1TX	1SAAAT1001	1SAAAT1002	1SAAAT1003	1SAAAT1004	1SAAAT1005	1NOX7PO2
UNIT		degC	ppm	ppm	ppm	%O2	%	ppm
	1:00	866	14.4	-10.9	25.2	15.58	0.0	37.7
	2:00	866	14.5	-10.9	25.6	15.59	0.0	38.0
	3:00	866	14.4	-10.9	25.6	15.58	0.0	37.6
	4:00	866	14.4	-10.8	26.5	15.59	0.0	37.7
	5:00	866	14.4	-10.7	26.5	15.59	0.0	37.7
	6:00	866	14.3	-10.8	26.4	15.59	0.0	37.5
	7:00	866	14.2	-10.8	27.1	15.59	0.0	37.3
	8:00	866	14.4	-10.8	26.4	15.60	0.0	37.7
	9:00	866	14.4	-11.0	25.4	15.59	0.0	37.6
	10:00	866	14.5	-11.2	24.8	15.59	0.0	37.9
	11:00	866	14.3	-11.5	24.4	15.58	0.0	37.4
	12:00	866	14.3	-11.8	23.8	15.57	0.0	37.4
	13:00	866	14.3	-12.1	23.4	15.55	0.0	37.0
	14:00	866	14.0	-12.3	23.5	15.54	0.0	36.2
	15:00	866	14.6	-12.2	23.1	15.57	0.0	38.0
	16:00	866	14.6	No Good Data For C	21.9	15.54	0.0	37.8
	17:00	866	14.6	-11.8	21.8	15.37	0.0	36.7
	18:00	866	14.6	-11.8	21.9	15.37	0.0	36.7
	19:00	866	15.5	-8.6	22.7	15.45	0.0	39.5
	20:00	866	18.1	-0.6	26.7	15.66	0.0	48.0
	21:00	866	18.1	-0.3	26.4	15.65	0.0	47.8
	22:00	866	18.1	-0.2	26.4	15.66	0.0	48.0
	23:00	866	18.0	-0.2	27.0	15.66	0.0	47.8
	0:00	866	18.0	-0.1	26.3	15.66	0.0	47.7
AVE		866	15.2	-8.8	24.9	15.57	0.0	39.7
SUM								
MAX		866	18.1	-0.1	27.06	15.66	0.0	48.0
MIN		866	14.0	-12.3	21.83	15.37	0.0	36.2

DAILY REPORT OF GAS TURBINE GENERATOR OPERATION

28 March , ' 23

ITEM	Time	AVERAGE EXHAUST TEMP	NOx STACK HRSG 1	SO2 STACK HRSG 1	CO STACK HRSG 1	O2 STACK HRSG 1	OPACITY STACK HRSG 1	NOX (7% O2) HRSG1
DATA		(AVR)	(AVR)	(AVR)	(AVR)	(AVR)	(AVR)	(AVR)
TAG		1TX	1SAAAI1001	1SAAAI1002	1SAAAI1003	1SAAAI1004	1SAAAI1005	1NOX7PO2
UNIT		deg C	ppm	ppm	ppm	%O2	%	ppm
	1:00	866	18.0	0.0	26.4	15.66	0.0	47.8
	2:00	866	17.9	-0.1	25.7	15.67	0.0	47.6
	3:00	866	17.9	-0.1	25.9	15.66	0.0	47.5
	4:00	866	18.0	0.0	26.7	15.66	0.0	47.9
	5:00	866	18.0	0.0	26.3	15.67	0.0	47.8
	6:00	866	18.0	0.0	26.8	15.66	0.0	47.8
	7:00	866	18.0	0.1	27.6	15.67	0.0	47.8
	8:00	866	18.0	0.0	26.8	15.68	0.0	47.9
	9:00	866	18.1	-0.1	25.5	15.67	0.0	48.1
	10:00	866	18.0	-0.3	24.5	15.66	0.0	47.9
	11:00	866	17.9	-0.7	23.0	15.65	0.0	47.4
	12:00	866	17.9	-0.9	23.7	15.63	0.0	47.2
	13:00	866	17.8	-1.1	24.1	15.63	0.0	46.9
	14:00	866	17.8	-1.1	23.9	15.64	0.0	46.9
	15:00	866	17.8	-1.2	23.9	15.66	0.0	47.2
	16:00	866	17.7	-1.1	24.2	15.68	0.0	47.1
	17:00	866	17.8	-0.9	24.2	15.68	0.0	47.4
	18:00	866	18.0	-0.6	28.3	15.69	0.0	47.9
	19:00	866	18.2	-0.4	28.1	15.70	0.0	48.6
	20:00	866	17.9	-0.4	24.5	15.70	0.0	47.8
	21:00	866	17.8	-0.4	24.6	15.70	0.0	47.7
	22:00	866	17.9	-0.3	26.1	15.70	0.0	47.8
	23:00	348	9.3	8.9	46.1	18.80	0.0	30.2
	0:00	47	1.0	-0.3	0.1	21.49	0.0	-16.9
AVE		810	16.9	0.0	25.3	16.04	0.0	44.2
SUM								
MAX		866	18.2	8.9	46.11	21.49	0.0	48.6
MIN		47	1.0	-1.2	0.09	15.63	0.0	-16.9

DAILY REPORT OF GAS TURBINE GENERATOR OPERATION

29 March , ' 23

ITEM	Time	AVERAGE EXHAUST TEMP	NOx STACK HRSG 1	SO2 STACK HRSG 1	CO STACK HRSG 1	O2 STACK HRSG 1	OPACITY STACK HRSG 1	NOX (7% O2) HRSG1
DATA		(AVR)	(AVR)	(AVR)	(AVR)	(AVR)	(AVR)	(AVR)
TAG		1TX	1SAAAI1001	1SAAAI1002	1SAAAI1003	1SAAAI1004	1SAAAI1005	1NOX7PO2
UNIT		deg C	ppm	ppm	ppm	%O2	%	ppm
	1:00	47	1.0	-0.2	0.1	21.50	0.0	-14.2
	2:00	43	1.0	-0.1	0.4	21.51	0.0	-14.5
	3:00	40	1.1	-0.1	0.7	21.51	0.0	-17.9
	4:00	37	1.0	-0.2	0.2	21.50	0.0	-17.1
	5:00	34	0.9	1.2	6.3	21.44	0.0	-13.7
	6:00	104	1.0	9.4	12.4	21.21	0.0	-13.5
	7:00	731	17.7	5.5	79.7	17.08	0.0	64.6
	8:00	866	17.7	0.1	28.8	15.70	0.0	47.3
	9:00	866	17.7	-0.2	26.0	15.69	0.0	47.3
	10:00	672	13.7	5.7	75.3	17.16	0.0	50.1
	11:00	862	21.0	6.1	52.0	15.94	0.0	62.3
	12:00	866	18.0	-1.0	25.0	15.65	0.0	47.7
	13:00	866	18.0	-1.2	24.7	15.68	0.0	47.8
	14:00	866	18.0	-1.2	25.4	15.68	0.0	47.9
	15:00	866	18.6	-1.1	32.6	15.68	0.0	49.5
	16:00	866	19.9	-0.9	43.3	15.70	0.0	53.2
	17:00	694	22.3	3.8	80.2	16.84	0.0	76.0
	18:00	800	25.9	7.4	171.9	16.33	0.0	79.8
	19:00	865	31.9	2.0	150.6	15.70	0.0	85.2
	20:00	862	30.4	3.5	190.5	15.72	0.0	81.6
	21:00	864	31.4	2.8	162.6	15.69	0.0	83.7
	22:00	863	30.7	3.2	171.9	15.70	0.0	81.9
	23:00	864	30.9	2.9	157.3	15.68	0.0	82.1
	0:00	864	31.5	3.1	164.9	15.68	0.0	83.8
AVE		638	17.5	1.9	70.1	17.33	0.0	45.0
SUM								
MAX		866	31.9	9.4	190.48	21.51	0.0	85.2
MIN		34	0.9	-1.2	0.11	15.65	0.0	-17.9

DAILY REPORT OF GAS TURBINE GENERATOR OPERATION

30 March , ' 23

ITEM	Time	AVERAGE EXHAUST TEMP	NOx STACK HRSG 1	SO2 STACK HRSG 1	CO STACK HRSG 1	O2 STACK HRSG 1	OPACITY STACK HRSG 1	NOX (7% O2) HRSG1
DATA		(AVR)	(AVR)	(AVR)	(AVR)	(AVR)	(AVR)	(AVR)
TAG NAME		1TX	1SAAAI1001	1SAAAI1002	1SAAAI1003	1SAAAI1004	1SAAAI1005	1NOX7PO2
UNIT		degC	ppm	ppm	ppm	%O2	%	ppm
	1:00	866	32.5	2.3	133.0	15.68	0.0	86.4
	2:00	866	32.6	2.2	129.2	15.67	0.0	86.7
	3:00	866	32.6	2.2	129.0	15.69	0.0	86.9
	4:00	866	32.0	2.3	127.5	15.71	0.0	85.8
	5:00	866	31.9	2.3	130.2	15.69	0.0	85.1
	6:00	866	31.7	2.3	129.0	15.69	0.0	84.5
	7:00	866	31.9	2.2	127.5	15.69	0.0	85.2
	8:00	866	31.8	2.1	126.8	15.69	0.0	84.8
	9:00	866	31.4	2.0	125.5	15.69	0.0	83.9
	10:00	866	31.6	1.8	123.6	15.69	0.0	84.4
	11:00	866	31.9	1.4	118.4	15.68	0.0	85.0
	12:00	866	31.6	1.1	117.0	15.67	0.0	84.2
	13:00	866	31.3	1.0	119.8	15.66	0.0	83.0
	14:00	866	31.1	0.6	119.5	15.64	0.0	82.2
	15:00	866	30.8	0.7	122.0	15.63	0.0	81.4
	16:00	866	31.1	0.9	125.9	15.66	0.0	82.7
	17:00	867	31.5	1.2	129.2	15.65	0.0	83.5
	18:00	866	31.4	1.5	131.4	15.62	0.0	82.6
	19:00	866	32.0	1.7	135.5	15.63	0.0	84.4
	20:00	866	32.8	2.0	140.0	15.65	0.0	86.6
	21:00	866	32.8	2.0	139.2	15.65	0.0	86.9
	22:00	866	32.6	2.1	139.1	15.64	0.0	86.1
	23:00	866	32.7	2.3	141.9	15.63	0.0	86.3
	0:00	866	32.7	2.3	142.0	15.63	0.0	86.2
AVE		866	31.9	1.8	129.3	15.66	0.0	84.8
SUM								
MAX		867	32.8	2.3	141.98	15.71	0.0	86.9
MIN		866	30.8	0.6	117.01	15.62	0.0	81.4

DAILY REPORT OF GAS TURBINE GENERATOR OPERATION

31 March , ' 23

ITEM	Time	AVERAGE EXHAUST TEMP	NOx STACK HRSG 1	SO2 STACK HRSG 1	CO STACK HRSG 1	O2 STACK HRSG 1	OPACITY STACK HRSG 1	NOX (7% O2) HRSG1
DATA		(AVR)	(AVR)	(AVR)	(AVR)	(AVR)	(AVR)	(AVR)
TAG NAME		1TX	1SAAAI1001	1SAAAI1002	1SAAAI1003	1SAAAI1004	1SAAAI1005	1NOX7PO2
UNIT		degC	ppm	ppm	ppm	%O2	%	ppm
	1:00	866	32.8	2.3	139.6	15.63	0.0	86.4
	2:00	866	33.0	2.2	139.7	15.63	0.0	87.2
	3:00	866	33.1	2.3	140.0	15.64	0.0	87.3
	4:00	866	33.4	2.4	142.7	15.63	0.0	88.2
	5:00	866	32.9	2.4	143.1	15.63	0.0	86.9
	6:00	866	33.1	2.4	143.5	15.64	0.0	87.6
	7:00	866	33.2	2.6	146.7	15.64	0.0	87.9
	8:00	866	33.0	2.4	144.2	15.68	0.0	88.0
	9:00	866	32.5	2.3	143.4	15.64	0.0	86.1
	10:00	866	32.3	2.0	138.4	15.65	0.0	84.4
	11:00	866	32.2	1.7	135.8	15.63	0.0	83.0
	12:00	866	32.2	1.5	135.1	15.60	0.0	82.0
	13:00	866	31.6	1.3	136.1	15.58	0.0	80.8
	14:00	866	25.2	0.8	114.8	15.58	0.0	80.8
	15:00	866	23.2	0.5	109.0	15.60	0.0	80.0
	16:00	866	23.3	0.6	110.6	15.60	0.0	80.0
	17:00	866	23.0	0.9	110.7	15.60	0.0	80.0
	18:00	867	23.3	1.1	112.3	15.61	0.0	80.0
	19:00	866	22.8	1.4	112.1	15.62	0.0	80.0
	20:00	866	23.1	1.6	115.7	15.63	0.0	80.0
	21:00	866	23.2	1.7	116.3	15.64	0.0	80.0
	22:00	866	23.5	1.8	117.0	15.63	0.0	80.0
	23:00	866	23.7	1.9	118.4	15.63	0.0	80.0
	0:00	866	23.5	1.9	114.8	15.63	0.0	80.0
AVE		866	28.5	1.8	128.3	15.62	0.0	83.3
SUM								
MAX		867	33.4	2.6	146.74	15.68	0.0	88.2
MIN		866	22.8	0.5	108.95	15.58	0.0	80.0

DAILY REPORT OF GAS TURBINE GENERATOR OPERATION

DATE: 01 June, '23

1TX.PV 1SAAAI1001.PV 1SAAAI1002.PV 1SAAAI1003.PV 1SAAAI1004.PV 1SAAAI1005.PV 1NOX7PO2.PV								
ITEM	Time	AVERAGE EXHAUST TEMP	NOx STACK HRSG 1	SO2 STACK HRSG 1	CO STACK HRSG 1	O2 STACK HRSG 1	OPACITY STACK HRSG 1	NOX (7% O2) HRSG1
DATA TAG NAME		(AVR)	(AVR)	(AVR)	(AVR)	(AVR)	(AVR)	(AVR)
UNIT		degC	ppm	ppm	ppm	%O2	%	ppm
	1:00	867	11.3	No Good Data For C	46.0	15.99	0.0	31.9
	2:00	867	11.4	No Good Data For C	46.6	16.00	0.0	32.2
	3:00	867	11.4	No Good Data For C	45.6	16.01	0.0	32.4
	4:00	867	11.6	No Good Data For C	46.1	16.01	0.0	32.9
	5:00	867	11.6	No Good Data For C	46.2	16.01	0.0	32.9
	6:00	867	11.6	No Good Data For C	46.5	16.01	0.0	33.0
	7:00	867	11.6	No Good Data For C	47.0	16.01	0.0	33.1
	8:00	867	11.7	No Good Data For C	44.6	16.02	0.0	33.3
	9:00	867	11.8	No Good Data For C	43.6	16.00	0.0	33.4
	10:00	867	11.4	No Good Data For C	42.1	15.97	0.0	32.1
	11:00	867	11.6	No Good Data For C	41.7	15.95	0.0	32.4
	12:00	867	11.2	No Good Data For C	40.6	15.91	0.0	31.2
	13:00	867	10.8	No Good Data For C	40.7	15.89	0.0	30.0
	14:00	867	10.9	No Good Data For C	40.8	15.89	0.0	30.1
	15:00	867	10.4	No Good Data For C	41.5	15.89	0.0	28.7
	16:00	867	10.6	No Good Data For C	42.4	15.91	0.0	29.5
	17:00	867	10.8	No Good Data For C	42.9	15.93	0.0	30.3
	18:00	866	11.0	No Good Data For C	48.3	15.93	0.0	30.9
	19:00	867	11.3	No Good Data For C	45.9	15.96	0.0	31.8
	20:00	867	11.3	No Good Data For C	45.9	15.97	0.0	32.0
	21:00	867	11.5	No Good Data For C	45.3	15.98	0.0	32.5
	22:00	867	11.6	No Good Data For C	46.2	15.99	0.0	32.7
	23:00	867	11.6	No Good Data For C	45.6	15.99	0.0	32.9
	0:00	867	11.6	No Good Data For C	48.0	15.99	0.0	32.7
AVE		867	11.3	#DIV/0!	44.6	15.97	0.0	31.9
SUM								
MAX		867	11.8	0.0	48.26	16.02	0.0	33.4
MIN		866	10.4	0.0	40.64	15.89	0.0	28.7

DAILY REPORT OF GAS TURBINE GENERATOR OPERATION

02 June, '23

ITEM	Time	AVERAGE EXHAUST TEMP	NOx STACK HRSG 1	SO2 STACK HRSG 1	CO STACK HRSG 1	O2 STACK HRSG 1	OPACITY STACK HRSG 1	NOX (7% O2) HRSG1
DATA TAG NAME		(AVR)	(AVR)	(AVR)	(AVR)	(AVR)	(AVR)	(AVR)
UNIT		degC	ppm	ppm	ppm	%O2	%	ppm
	1:00	867	11.6	No Good Data For C	48.0	15.99	0.0	32.9
	2:00	867	11.9	No Good Data For C	47.6	16.00	0.0	33.7
	3:00	867	11.8	No Good Data For C	46.1	16.00	0.0	33.6
	4:00	867	11.9	No Good Data For C	45.7	16.01	0.0	33.9
	5:00	867	11.9	No Good Data For C	45.9	16.01	0.0	33.9
	6:00	867	11.9	No Good Data For C	44.8	16.01	0.0	33.7
	7:00	867	11.9	No Good Data For C	44.2	16.01	0.0	33.7
	8:00	867	11.9	No Good Data For C	41.7	16.00	0.0	33.8
	9:00	867	11.9	No Good Data For C	39.6	15.92	0.0	33.3
	10:00	867	11.6	No Good Data For C	39.0	15.93	0.0	32.5
	11:00	867	11.6	No Good Data For C	38.7	15.94	0.0	32.6
	12:00	867	11.3	No Good Data For C	38.7	15.91	0.0	31.5
	13:00	867	11.5	No Good Data For C	38.8	15.96	0.0	32.3
	14:00	867	11.8	No Good Data For C	38.7	15.97	0.0	33.2
	15:00	867	11.3	No Good Data For C	39.2	15.94	0.0	31.5
	16:00	867	11.0	No Good Data For C	41.0	15.94	0.0	30.6
	17:00	867	11.2	No Good Data For C	41.0	15.93	0.0	31.3
	18:00	866	11.6	No Good Data For C	44.7	15.92	0.0	32.4
	19:00	867	11.7	No Good Data For C	40.9	15.96	0.0	33.0
	20:00	866	11.6	No Good Data For C	48.9	15.98	0.0	32.9
	21:00	867	11.9	No Good Data For C	45.5	15.97	0.0	33.6
	22:00	867	11.9	No Good Data For C	44.0	15.97	0.0	33.0
	23:00	867	11.7	No Good Data For C	44.2	15.97	0.0	33.4
	0:00	867	11.7	No Good Data For C	44.4	15.97	0.0	33.1
AVE		867	11.7	#DIV/0!	43.0	15.97	0.0	32.9
SUM								
MAX		867	11.9	0.0	48.88	16.01	0.0	33.9
MIN		866	11.0	0.0	38.66	15.91	0.0	30.6

DAILY REPORT OF GAS TURBINE GENERATOR OPERATION

03 June, '23

ITEM	Time	AVERAGE EXHAUST TEMP	NOx STACK HRSG 1	SO2 STACK HRSG 1	CO STACK HRSG 1	O2 STACK HRSG 1	OPACITY STACK HRSG 1	NOX (7% O2) HRSG1
DATA		(AVR)	(AVR)	(AVR)	(AVR)	(AVR)	(AVR)	(AVR)
TAG NAME		11X	15AAA11001	15AAA11002	15AAA11003	15AAA11004	15AAA11005	1NOX7P02
UNIT		degC	ppm	ppm	ppm	%O2	%	ppm
	1:00	867	11.7	No Good Data For C	42.4	15.67	0.0	33.2
	2:00	867	11.9	No Good Data For C	41.6	15.97	0.0	33.6
	3:00	867	11.9	No Good Data For C	41.4	15.97	0.0	33.5
	4:00	867	12.0	No Good Data For C	42.7	15.98	0.0	33.8
	5:00	867	12.0	No Good Data For C	42.6	15.97	0.0	34.0
	6:00	867	12.2	No Good Data For C	42.4	15.98	0.0	34.4
	7:00	867	12.2	No Good Data For C	44.1	15.98	0.0	34.4
	8:00	867	12.4	No Good Data For C	42.6	15.98	0.0	35.0
	9:00	867	12.3	No Good Data For C	39.6	15.97	0.0	34.8
	10:00	867	12.2	No Good Data For C	38.9	15.96	0.0	34.3
	11:00	867	11.8	No Good Data For C	38.4	15.94	0.0	33.2
	12:00	867	11.4	No Good Data For C	41.1	15.93	0.0	31.9
	13:00	867	11.6	No Good Data For C	44.2	15.96	0.0	32.7
	14:00	867	11.6	No Good Data For C	45.3	15.94	0.0	32.4
	15:00	867	11.6	No Good Data For C	43.7	15.95	0.0	32.4
	16:00	867	11.8	No Good Data For C	43.6	15.98	0.0	33.3
	17:00	867	11.6	No Good Data For C	42.3	15.96	0.0	32.6
	18:00	867	11.7	No Good Data For C	42.2	15.94	0.0	32.9
	19:00	866	11.6	No Good Data For C	45.8	15.94	0.0	32.4
	20:00	867	11.8	No Good Data For C	48.3	15.96	0.0	33.1
	21:00	867	11.8	No Good Data For C	47.9	15.96	0.0	33.1
	22:00	867	12.1	No Good Data For C	49.7	15.97	0.0	34.1
	23:00	867	12.0	No Good Data For C	49.7	15.97	0.0	33.7
	0:00	867	11.9	No Good Data For C	48.5	15.97	0.0	33.6
AVE		867	11.9	#DIV/0!	43.7	15.96	0.0	33.4
SUM								
MAX		867	12.4	0.0	49.74	15.98	0.0	35.0
MIN		866	11.4	0.0	38.35	15.93	0.0	31.9

DAILY REPORT OF GAS TURBINE GENERATOR OPERATION

04 June, '23

ITEM	Time	AVERAGE EXHAUST TEMP	NOx STACK HRSG 1	SO2 STACK HRSG 1	CO STACK HRSG 1	O2 STACK HRSG 1	OPACITY STACK HRSG 1	NOX (7% O2) HRSG1
DATA		(AVR)	(AVR)	(AVR)	(AVR)	(AVR)	(AVR)	(AVR)
TAG NAME		11Y	15AAA11001	15AAA11002	15AAA11003	15AAA11004	15AAA11005	1NOX7P02
UNIT		degC	ppm	ppm	ppm	%O2	%	ppm
	1:00	867	11.9	No Good Data For C	48.6	15.98	0.0	33.7
	2:00	867	11.9	No Good Data For C	48.4	15.97	0.0	33.5
	3:00	867	11.9	No Good Data For C	47.3	15.96	0.0	33.4
	4:00	867	11.8	No Good Data For C	46.9	15.97	0.0	33.5
	5:00	867	11.9	No Good Data For C	47.3	15.96	0.0	33.4
	6:00	867	11.9	No Good Data For C	47.2	15.97	0.0	33.5
	7:00	867	11.8	No Good Data For C	46.9	15.96	0.0	33.1
	8:00	867	11.7	No Good Data For C	45.7	15.96	0.0	33.1
	9:00	867	11.9	No Good Data For C	43.6	15.96	0.0	33.4
	10:00	867	11.8	No Good Data For C	42.6	15.95	0.0	33.3
	11:00	867	11.8	No Good Data For C	43.1	15.94	0.0	33.0
	12:00	867	11.6	No Good Data For C	40.6	15.91	0.0	32.5
	13:00	867	11.1	No Good Data For C	41.4	15.92	0.0	30.9
	14:00	867	11.4	No Good Data For C	44.3	15.92	0.0	31.8
	15:00	867	11.2	No Good Data For C	47.0	15.92	0.0	31.2
	16:00	867	11.5	No Good Data For C	48.6	15.94	0.0	32.2
	17:00	867	11.6	No Good Data For C	48.1	15.93	0.0	32.4
	18:00	866	11.4	No Good Data For C	52.7	15.93	0.0	32.0
	19:00	866	11.4	No Good Data For C	57.0	15.95	0.0	31.9
	20:00	867	11.6	No Good Data For C	61.4	15.97	0.0	32.6
	21:00	867	11.9	No Good Data For C	65.5	15.98	0.0	33.5
	22:00	867	12.0	No Good Data For C	69.0	15.98	0.0	33.9
	23:00	867	12.0	No Good Data For C	68.8	15.99	0.0	34.1
	0:00	867	12.2	No Good Data For C	66.0	15.96	0.0	34.2
AVE		867	11.7	#DIV/0!	50.8	15.95	0.0	32.9
SUM								
MAX		867	12.2	0.0	68.98	15.99	0.0	34.2
MIN		866	11.1	0.0	40.59	15.91	0.0	30.9

DAILY REPORT OF GAS TURBINE GENERATOR OPERATION

05 June, '23

ITEM	Time	AVERAGE EXHAUST TEMP	NOx STACK HRSG 1	SO2 STACK HRSG 1	CO STACK HRSG 1	O2 STACK HRSG 1	OPACITY STACK HRSG 1	NOX (% O2) HRSG1
DATA		(AVR)	(AVR)	(AVR)	(AVR)	(AVR)	(AVR)	(AVR)
TAG NAME		1TX	1SAAAI1001	1SAAAI1002	1SAAAI1003	1SAAAI1004	1SAAAI1005	1NOX7P02
UNIT		degC	ppm	ppm	ppm	%O2	%	ppm
	1:00	867	11.7	No Good Data For C	54.6	15.95	0.0	32.8
	2:00	867	11.7	No Good Data For C	53.6	15.95	0.0	33.0
	3:00	867	11.9	No Good Data For C	56.6	15.96	0.0	33.5
	4:00	867	11.9	No Good Data For C	56.0	15.96	0.0	33.6
	5:00	867	11.9	No Good Data For C	56.6	15.96	0.0	33.5
	6:00	867	11.6	No Good Data For C	58.6	15.96	0.0	33.3
	7:00	867	11.7	No Good Data For C	57.5	15.96	0.0	32.8
	8:00	867	11.6	No Good Data For C	55.7	15.95	0.0	32.5
	9:00	867	11.5	No Good Data For C	53.3	15.95	0.0	32.2
	10:00	867	11.5	No Good Data For C	53.8	15.95	0.0	32.3
	11:00	867	11.5	No Good Data For C	54.1	15.92	0.0	32.2
	12:00	867	11.3	No Good Data For C	55.4	15.91	0.0	31.5
	13:00	867	11.2	No Good Data For C	56.3	15.90	0.0	31.2
	14:00	867	11.4	No Good Data For C	55.5	15.93	0.0	31.8
	15:00	867	11.5	No Good Data For C	58.7	15.91	0.0	32.1
	16:00	867	11.4	No Good Data For C	58.1	15.91	0.0	31.6
	17:00	867	11.4	No Good Data For C	59.8	15.92	0.0	31.7
	18:00	866	11.2	No Good Data For C	61.3	15.92	0.0	31.1
	19:00	867	11.6	No Good Data For C	59.2	15.94	0.0	32.4
	20:00	867	11.4	No Good Data For C	57.8	15.94	0.0	32.0
	21:00	867	11.6	No Good Data For C	57.9	15.95	0.0	32.6
	22:00	867	11.7	No Good Data For C	53.5	15.96	0.0	33.0
	23:00	867	11.6	No Good Data For C	56.0	15.95	0.0	32.6
	0:00	867	11.7	No Good Data For C	56.2	15.95	0.0	32.9
AVE		867	11.6	#DIV/0!	56.5	15.94	0.0	32.4
SUM								
MAX		867	11.9	0.0	61.29	15.96	0.0	33.6
MIN		866	11.2	0.0	53.31	15.90	0.0	31.1

DAILY REPORT OF GAS TURBINE GENERATOR OPERATION

06 June, '23

ITEM	Time	AVERAGE EXHAUST TEMP	NOx STACK HRSG 1	SO2 STACK HRSG 1	CO STACK HRSG 1	O2 STACK HRSG 1	OPACITY STACK HRSG 1	NOX (% O2) HRSG1
DATA		(AVR)	(AVR)	(AVR)	(AVR)	(AVR)	(AVR)	(AVR)
TAG NAME		1TX	1SAAAI1001	1SAAAI1002	1SAAAI1003	1SAAAI1004	1SAAAI1005	1NOX7P02
UNIT		degC	ppm	ppm	ppm	%O2	%	ppm
	1:00	867	11.6	No Good Data For C	56.4	15.95	0.0	32.4
	2:00	867	11.6	No Good Data For C	56.1	15.95	0.0	32.4
	3:00	867	11.6	No Good Data For C	56.7	15.96	0.0	32.6
	4:00	867	11.6	No Good Data For C	57.6	15.95	0.0	32.5
	5:00	867	11.5	No Good Data For C	59.9	15.95	0.0	32.4
	6:00	867	11.5	No Good Data For C	60.0	15.95	0.0	32.2
	7:00	867	11.3	No Good Data For C	58.1	15.95	0.0	31.9
	8:00	867	11.3	No Good Data For C	57.3	15.95	0.0	31.9
	9:00	867	11.4	No Good Data For C	57.1	15.95	0.0	32.2
	10:00	867	11.5	No Good Data For C	55.4	15.94	0.0	32.1
	11:00	867	11.4	No Good Data For C	55.6	15.93	0.0	31.8
	12:00	867	10.9	No Good Data For C	53.6	15.92	0.0	30.5
	13:00	867	10.9	No Good Data For C	52.0	15.91	0.0	30.2
	14:00	867	10.5	No Good Data For C	50.3	15.91	0.0	29.2
	15:00	867	11.1	No Good Data For C	52.1	15.95	0.0	31.2
	16:00	867	11.3	No Good Data For C	52.0	15.95	0.0	31.8
	17:00	867	11.5	No Good Data For C	55.4	15.99	0.0	32.6
	18:00	867	11.8	No Good Data For C	60.1	16.02	0.0	33.6
	19:00	866	11.4	No Good Data For C	61.2	16.00	0.0	32.3
	20:00	867	11.4	No Good Data For C	56.7	16.02	0.0	32.5
	21:00	867	11.3	No Good Data For C	55.9	16.02	0.0	32.3
	22:00	867	11.3	No Good Data For C	53.5	16.02	0.0	32.2
	23:00	867	11.4	No Good Data For C	52.3	16.02	0.0	32.4
	0:00	867	11.4	No Good Data For C	51.9	16.02	0.0	32.5
AVE		867	11.4	#DIV/0!	55.7	15.97	0.0	32.0
SUM								
MAX		867	11.8	0.0	61.16	16.02	0.0	33.6
MIN		866	10.5	0.0	50.30	15.91	0.0	29.2

DAILY REPORT OF GAS TURBINE GENERATOR OPERATION

07 June, '23

ITEM	Time	AVERAGE EXHAUST TEMP	NOx STACK HRSG 1	SO2 STACK HRSG 1	CO STACK HRSG 1	O2 STACK HRSG 1	OPACITY STACK HRSG 1	NOX (7% O2) HRSG1
DATA		(AVR)	(AVR)	(AVR)	(AVR)	(AVR)	(AVR)	(AVR)
TAG NAME		1TX	1SAAAI1001	1SAAAI1002	1SAAAI1003	1SAAAI1004	1SAAAI1005	1NOX7PO2
UNIT		degC	ppm	ppm	ppm	%O2	%	ppm
	1:00	867	11.2	No Good Data For C	52.7	16.03	0.0	32.0
	2:00	867	11.3	No Good Data For C	53.9	16.02	0.0	32.1
	3:00	867	11.3	No Good Data For C	54.2	16.03	0.0	32.2
	4:00	867	11.1	No Good Data For C	54.7	16.02	0.0	31.7
	5:00	867	11.2	No Good Data For C	55.0	16.02	0.0	31.7
	6:00	867	11.1	No Good Data For C	55.5	16.02	0.0	31.7
	7:00	867	11.3	No Good Data For C	55.3	16.02	0.0	32.2
	8:00	867	11.1	No Good Data For C	54.4	16.03	0.0	31.6
	9:00	867	11.1	No Good Data For C	52.4	16.01	0.0	31.6
	10:00	867	11.3	No Good Data For C	50.6	16.00	0.0	32.0
	11:00	867	11.0	No Good Data For C	53.4	15.97	0.0	31.2
	12:00	867	11.0	No Good Data For C	51.0	15.95	0.0	31.0
	13:00	867	10.9	No Good Data For C	51.3	15.93	0.0	30.5
	14:00	867	10.9	No Good Data For C	50.6	15.94	0.0	30.4
	15:00	867	10.9	No Good Data For C	52.3	15.93	0.0	30.4
	16:00	867	11.2	No Good Data For C	54.7	15.92	0.0	31.2
	17:00	867	11.3	No Good Data For C	55.0	15.96	0.0	31.9
	18:00	867	11.5	No Good Data For C	54.8	15.98	0.0	32.6
	19:00	866	11.3	No Good Data For C	58.9	15.97	0.0	32.0
	20:00	867	11.5	No Good Data For C	57.1	16.00	0.0	32.6
	21:00	867	11.6	No Good Data For C	56.7	16.00	0.0	32.9
	22:00	867	11.6	No Good Data For C	55.6	16.00	0.0	32.8
	23:00	867	11.8	No Good Data For C	59.0	16.02	0.0	33.7
	0:00	867	11.8	No Good Data For C	58.0	16.03	0.0	33.8
AVE		867	11.3	#DIV/0!	54.5	15.99	0.0	31.9
SUM								
MAX		867	11.8	0.0	58.98	16.03	0.0	33.8
MIN		866	10.9	0.0	50.59	15.92	0.0	30.4

DAILY REPORT OF GAS TURBINE GENERATOR OPERATION

08 June, '23

ITEM	Time	AVERAGE EXHAUST TEMP	NOx STACK HRSG 1	SO2 STACK HRSG 1	CO STACK HRSG 1	O2 STACK HRSG 1	OPACITY STACK HRSG 1	NOX (7% O2) HRSG1
DATA		(AVR)	(AVR)	(AVR)	(AVR)	(AVR)	(AVR)	(AVR)
TAG NAME		1TX	1SAAAI1001	1SAAAI1002	1SAAAI1003	1SAAAI1004	1SAAAI1005	1NOX7PO2
UNIT		degC	ppm	ppm	ppm	%O2	%	ppm
	1:00	867	11.8	No Good Data For C	57.2	16.03	0.0	33.6
	2:00	867	11.7	No Good Data For C	56.7	16.03	0.0	33.4
	3:00	867	11.7	No Good Data For C	56.5	16.03	0.0	33.5
	4:00	867	11.8	-11.5	56.0	16.03	0.0	33.6
	5:00	867	11.7	-11.5	55.1	16.03	0.0	33.3
	6:00	867	11.6	-11.5	54.2	16.03	0.0	33.1
	7:00	867	11.6	-11.6	53.1	16.03	0.0	33.2
	8:00	867	11.6	-11.6	53.8	16.03	0.0	33.1
	9:00	867	11.6	-11.8	52.4	16.03	0.0	33.1
	10:00	867	11.6	-11.9	51.9	16.01	0.0	32.9
	11:00	867	11.3	-12.1	51.2	15.99	0.0	32.2
	12:00	867	11.2	-12.3	49.5	15.98	0.0	31.8
	13:00	867	11.2	No Good Data For C	48.1	15.96	0.0	31.4
	14:00	867	11.2	No Good Data For C	50.4	15.96	0.0	31.5
	15:00	867	11.0	No Good Data For C	51.7	15.95	0.0	31.0
	16:00	867	11.0	No Good Data For C	53.3	15.97	0.0	30.9
	17:00	867	11.2	No Good Data For C	55.6	15.99	0.0	31.8
	18:00	867	11.3	No Good Data For C	55.9	16.00	0.0	32.0
	19:00	866	11.1	No Good Data For C	58.8	15.98	0.0	31.4
	20:00	867	11.2	-11.7	62.8	16.02	0.0	31.8
	21:00	867	11.4	-11.9	58.7	16.02	0.0	32.4
	22:00	867	11.4	-11.8	59.8	16.03	0.0	32.6
	23:00	867	11.3	-11.7	61.8	16.03	0.0	32.3
	0:00	867	11.4	-11.7	60.8	16.03	0.0	32.6
AVE		867	11.4	-11.8	55.3	16.01	0.0	32.4
SUM								
MAX		867	11.8	-11.5	62.84	16.03	0.0	33.6
MIN		866	11.0	-12.3	49.10	15.95	0.0	30.9

DAILY REPORT OF GAS TURBINE GENERATOR OPERATION

09 June, '23

ITEM	Time	AVERAGE EXHAUST TEMP	NOx STACK HRSG 1	SO2 STACK HRSG 1	CO STACK HRSG 1	O2 STACK HRSG 1	OPACITY STACK HRSG 1	NOX (7% O2) HRSG1
DATA		(AVR)	(AVR)	(AVR)	(AVR)	(AVR)	(AVR)	(AVR)
TAG NAME		1TX	1SAAAI1001	1SAAAI1002	1SAAAI1003	1SAAAI1004	1SAAAI1005	1NOX7P02
UNIT		degC	ppm	ppm	ppm	%O2	%	ppm
	1:00	867	11.3	-11.9	54.1	16.02	0.0	32.2
	2:00	867	11.1	-11.9	54.4	16.02	0.0	31.7
	3:00	867	11.2	-11.9	53.7	16.02	0.0	32.0
	4:00	867	11.1	-11.9	53.3	16.02	0.0	31.6
	5:00	867	11.2	-12.0	49.3	16.02	0.0	31.8
	6:00	867	11.2	-12.1	48.8	16.02	0.0	31.7
	7:00	867	11.3	-12.0	49.2	16.02	0.0	32.3
	8:00	867	11.3	-12.1	49.2	16.02	0.0	32.3
	9:00	867	11.4	-12.3	46.8	16.01	0.0	32.3
	10:00	867	11.4	No Good Data For C	44.6	15.99	0.0	32.2
	11:00	867	11.4	No Good Data For C	43.7	15.98	0.0	32.2
	12:00	867	11.2	No Good Data For C	45.3	15.99	0.0	31.7
	13:00	867	11.3	No Good Data For C	46.5	15.99	0.0	31.9
	14:00	867	11.2	No Good Data For C	46.4	15.99	0.0	31.9
	15:00	867	11.2	No Good Data For C	46.7	15.98	0.0	31.8
	16:00	867	11.2	No Good Data For C	47.4	15.99	0.0	31.8
	17:00	867	11.1	No Good Data For C	48.7	15.99	0.0	31.4
	18:00	866	11.1	No Good Data For C	54.4	15.98	0.0	31.5
	19:00	867	11.3	No Good Data For C	50.8	16.00	0.0	32.2
	20:00	867	11.4	No Good Data For C	49.2	16.01	0.0	32.4
	21:00	867	11.4	No Good Data For C	49.9	16.02	0.0	32.5
	22:00	867	11.5	No Good Data For C	49.7	16.02	0.0	32.6
	23:00	867	11.4	No Good Data For C	51.1	16.02	0.0	32.5
	0:00	867	11.4	No Good Data For C	50.5	16.02	0.0	32.5
AVE		867	11.3	-12.0	49.3	16.01	0.0	32.0
SUM								
MAX		867	11.5	-11.9	54.44	16.02	0.0	32.6
MIN		866	11.1	-12.3	43.65	15.98	0.0	31.4

DAILY REPORT OF GAS TURBINE GENERATOR OPERATION

10 June, '23

ITEM	Time	AVERAGE EXHAUST TEMP	NOx STACK HRSG 1	SO2 STACK HRSG 1	CO STACK HRSG 1	O2 STACK HRSG 1	OPACITY STACK HRSG 1	NOX (7% O2) HRSG1
DATA		(AVR)	(AVR)	(AVR)	(AVR)	(AVR)	(AVR)	(AVR)
TAG NAME		1TX	1SAAAI1001	1SAAAI1002	1SAAAI1003	1SAAAI1004	1SAAAI1005	1NOX7P02
UNIT		degC	ppm	ppm	ppm	%O2	%	ppm
	1:00	867	11.4	No Good Data For C	50.5	16.02	0.0	32.3
	2:00	867	11.4	No Good Data For C	50.9	16.02	0.0	32.5
	3:00	867	11.2	No Good Data For C	50.2	16.02	0.0	31.8
	4:00	867	11.2	No Good Data For C	50.1	16.02	0.0	31.9
	5:00	867	11.3	No Good Data For C	50.0	16.02	0.0	32.2
	6:00	867	11.2	No Good Data For C	50.6	16.02	0.0	31.9
	7:00	867	11.3	No Good Data For C	50.5	16.02	0.0	32.2
	8:00	867	11.2	No Good Data For C	49.3	16.02	0.0	31.8
	9:00	867	11.2	No Good Data For C	48.6	16.01	0.0	31.7
	10:00	867	11.2	No Good Data For C	47.3	16.00	0.0	31.8
	11:00	867	11.2	No Good Data For C	46.5	15.97	0.0	31.6
	12:00	867	11.2	No Good Data For C	50.4	15.97	0.0	31.5
	13:00	867	11.2	No Good Data For C	48.9	15.99	0.0	31.8
	14:00	867	11.2	No Good Data For C	48.0	15.98	0.0	31.5
	15:00	867	11.2	No Good Data For C	48.9	15.99	0.0	31.6
	16:00	867	11.0	No Good Data For C	50.1	15.99	0.0	31.1
	17:00	867	11.0	No Good Data For C	51.4	15.99	0.0	31.3
	18:00	866	11.0	No Good Data For C	57.1	15.97	0.0	31.0
	19:00	867	11.3	No Good Data For C	51.3	16.00	0.0	32.1
	20:00	867	11.4	No Good Data For C	50.7	16.01	0.0	32.4
	21:00	867	11.5	No Good Data For C	52.4	16.02	0.0	32.7
	22:00	867	11.5	No Good Data For C	52.8	16.02	0.0	32.7
	23:00	867	11.4	No Good Data For C	53.1	16.02	0.0	32.6
	0:00	867	11.6	No Good Data For C	53.3	16.02	0.0	32.9
AVE		867	11.3	#DIV/0!	50.6	16.00	0.0	32.0
SUM								
MAX		867	11.6	0.0	57.11	16.02	0.0	32.9
MIN		866	11.0	0.0	47.34	15.97	0.0	31.0

DAILY REPORT OF GAS TURBINE GENERATOR OPERATION

11 June, '23

ITEM	Time	AVERAGE EXHAUST TEMP	NOx STACK HRSG 1	SO2 STACK HRSG 1	CO STACK HRSG 1	O2 STACK HRSG 1	OPACITY STACK HRSG 1	NOX (7% O2) HRSG1
DATA		(AVR)	(AVR)	(AVR)	(AVR)	(AVR)	(AVR)	(AVR)
TAG NAME		1TX	1SAAAI1001	1SAAAI1002	1SAAAI1003	1SAAAI1004	1SAAAI1005	1NOX7PO2
UNIT		degC	ppm	ppm	ppm	%O2	%	ppm
	1:00	867	11.5	No Good Data For C	53.2	16.02	0.0	32.7
	2:00	867	11.4	No Good Data For C	52.2	16.02	0.0	32.6
	3:00	867	11.4	No Good Data For C	51.8	16.02	0.0	32.4
	4:00	867	11.3	No Good Data For C	52.5	16.02	0.0	32.3
	5:00	867	11.3	No Good Data For C	52.2	16.02	0.0	32.3
	6:00	867	11.3	No Good Data For C	52.5	16.02	0.0	32.0
	7:00	867	11.1	No Good Data For C	51.9	16.02	0.0	31.8
	8:00	867	11.3	No Good Data For C	52.0	16.02	0.0	32.2
	9:00	867	11.3	No Good Data For C	50.8	16.01	0.0	32.2
	10:00	867	11.3	No Good Data For C	48.5	16.03	0.0	32.0
	11:00	867	11.4	No Good Data For C	46.9	15.99	0.0	32.1
	12:00	867	11.3	No Good Data For C	46.4	15.95	0.0	31.8
	13:00	867	11.2	No Good Data For C	48.9	15.94	0.0	31.4
	14:00	867	11.3	No Good Data For C	45.5	15.91	0.0	31.4
	15:00	867	11.2	No Good Data For C	46.3	15.93	0.0	31.3
	16:00	867	11.1	No Good Data For C	49.9	15.94	0.0	31.3
	17:00	867	11.3	No Good Data For C	49.6	15.97	0.0	31.9
	18:00	866	11.4	No Good Data For C	55.6	15.97	0.0	32.2
	19:00	866	11.6	No Good Data For C	61.5	16.00	0.0	32.9
	20:00	867	11.7	No Good Data For C	55.5	16.00	0.0	33.2
	21:00	867	11.7	No Good Data For C	51.5	16.01	0.0	33.2
	22:00	867	11.8	No Good Data For C	49.7	16.01	0.0	33.6
	23:00	867	11.5	No Good Data For C	49.3	16.01	0.0	32.7
	0:00	867	11.6	No Good Data For C	50.0	16.01	0.0	32.9
AVE		867	11.4	#DIV/0!	51.0	15.99	0.0	32.3
SUM								
MAX		867	11.8	0.0	61.52	16.02	0.0	33.6
MIN		866	11.1	0.0	45.48	15.91	0.0	31.3

DAILY REPORT OF GAS TURBINE GENERATOR OPERATION

12 June, '23

ITEM	Time	AVERAGE EXHAUST TEMP	NOx STACK HRSG 1	SO2 STACK HRSG 1	CO STACK HRSG 1	O2 STACK HRSG 1	OPACITY STACK HRSG 1	NOX (7% O2) HRSG1
DATA		(AVR)	(AVR)	(AVR)	(AVR)	(AVR)	(AVR)	(AVR)
TAG NAME		1TX	1SAAAI1001	1SAAAI1002	1SAAAI1003	1SAAAI1004	1SAAAI1005	1NOX7PO2
UNIT		degC	ppm	ppm	ppm	%O2	%	ppm
	1:00	867	11.7	No Good Data For C	52.1	16.01	0.0	33.3
	2:00	867	11.8	No Good Data For C	53.7	16.01	0.0	33.6
	3:00	867	11.6	No Good Data For C	56.7	16.01	0.0	33.1
	4:00	867	11.6	No Good Data For C	59.8	16.01	0.0	33.0
	5:00	867	11.5	No Good Data For C	60.9	16.01	0.0	32.6
	6:00	867	11.5	No Good Data For C	60.2	16.02	0.0	32.8
	7:00	867	11.4	No Good Data For C	61.2	16.02	0.0	32.5
	8:00	867	11.6	No Good Data For C	59.9	16.01	0.0	32.8
	9:00	867	11.5	No Good Data For C	57.4	16.00	0.0	32.5
	10:00	867	11.6	No Good Data For C	51.2	15.99	0.0	32.7
	11:00	867	11.8	No Good Data For C	46.4	15.97	0.0	33.1
	12:00	867	11.6	No Good Data For C	45.3	15.95	0.0	32.4
	13:00	867	11.4	No Good Data For C	46.0	15.93	0.0	31.9
	14:00	867	11.3	No Good Data For C	48.7	15.92	0.0	31.5
	15:00	867	11.3	No Good Data For C	50.7	15.91	0.0	31.6
	16:00	867	11.3	No Good Data For C	50.7	15.93	0.0	31.7
	17:00	867	11.5	No Good Data For C	52.1	15.98	0.0	32.5
	18:00	866	11.5	No Good Data For C	58.2	15.98	0.0	32.5
	19:00	867	11.5	No Good Data For C	54.5	15.99	0.0	32.7
	20:00	867	11.4	No Good Data For C	52.1	16.01	0.0	32.4
	21:00	867	11.5	No Good Data For C	50.4	16.01	0.0	32.7
	22:00	867	11.5	No Good Data For C	49.2	16.01	0.0	32.6
	23:00	867	11.5	No Good Data For C	47.5	16.01	0.0	32.8
	0:00	867	11.6	No Good Data For C	46.7	16.01	0.0	33.0
AVE		867	11.5	#DIV/0!	53.0	15.99	0.0	32.6
SUM								
MAX		867	11.8	0.0	61.21	16.02	0.0	33.6
MIN		866	11.3	0.0	45.32	15.91	0.0	31.5

DAILY REPORT OF GAS TURBINE GENERATOR OPERATION

13 June, '23

ITEM	Time	AVERAGE EXHAUST TEMP	NOx STACK HRSG 1	SO2 STACK HRSG 1	CO STACK HRSG 1	O2 STACK HRSG 1	OPACITY STACK HRSG 1	NOX (7% O2) HRSG1
DATA TAG NAME		(AVR)	(AVR)	(AVR)	(AVR)	(AVR)	(AVR)	(AVR)
UNIT		degC	ppm	ppm	ppm	%O2	%	ppm
	1:00	867	11.7	No Good Data For C	48.1	16.01	0.0	33.2
	2:00	867	11.8	No Good Data For C	48.3	16.02	0.0	33.5
	3:00	867	11.7	No Good Data For C	48.1	16.02	0.0	33.2
	4:00	867	11.7	No Good Data For C	49.1	16.02	0.0	33.4
	5:00	867	11.8	No Good Data For C	49.8	16.02	0.0	33.6
	6:00	867	11.8	No Good Data For C	47.6	16.02	0.0	33.5
	7:00	867	11.8	No Good Data For C	47.1	16.02	0.0	33.6
	8:00	867	11.8	No Good Data For C	48.6	16.02	0.0	33.6
	9:00	867	12.0	No Good Data For C	47.2	16.01	0.0	33.9
	10:00	867	11.9	No Good Data For C	45.3	15.99	0.0	33.5
	11:00	867	11.7	No Good Data For C	44.2	15.96	0.0	32.8
	12:00	867	11.7	No Good Data For C	45.5	15.97	0.0	32.9
	13:00	867	11.8	No Good Data For C	44.7	15.96	0.0	33.2
	14:00	867	11.6	No Good Data For C	46.6	15.95	0.0	32.6
	15:00	867	11.8	No Good Data For C	50.8	15.98	0.0	33.2
	16:00	867	12.2	No Good Data For C	56.5	16.02	0.0	34.6
	17:00	867	11.9	No Good Data For C	54.8	16.01	0.0	33.9
	18:00	866	11.7	No Good Data For C	56.3	15.98	0.0	33.0
	19:00	867	11.8	No Good Data For C	52.1	16.00	0.0	33.4
	20:00	867	11.8	No Good Data For C	52.9	16.01	0.0	33.5
	21:00	867	11.8	No Good Data For C	54.6	16.01	0.0	33.6
	22:00	867	11.8	No Good Data For C	55.1	16.01	0.0	33.6
	23:00	867	11.8	No Good Data For C	54.0	16.01	0.0	33.6
	0:00	867	11.8	No Good Data For C	54.6	16.01	0.0	33.7
AVE		867	11.8	#DIV/0!	50.1	16.00	0.0	33.4
SUM								
MAX		867	12.2	0.0	56.48	16.02	0.0	34.6
MIN		866	11.6	0.0	44.20	15.95	0.0	32.6

DAILY REPORT OF GAS TURBINE GENERATOR OPERATION

14 June, '23

ITEM	Time	AVERAGE EXHAUST TEMP	NOx STACK HRSG 1	SO2 STACK HRSG 1	CO STACK HRSG 1	O2 STACK HRSG 1	OPACITY STACK HRSG 1	NOX (7% O2) HRSG1
DATA TAG NAME		(AVR)	(AVR)	(AVR)	(AVR)	(AVR)	(AVR)	(AVR)
UNIT		degC	ppm	ppm	ppm	%O2	%	ppm
	1:00	867	11.9	No Good Data For C	55.8	16.01	0.0	33.8
	2:00	867	11.9	No Good Data For C	55.4	16.02	0.0	33.7
	3:00	867	11.8	No Good Data For C	54.0	16.01	0.0	33.5
	4:00	867	12.0	No Good Data For C	53.1	16.02	0.0	34.1
	5:00	867	12.0	No Good Data For C	52.7	16.02	0.0	34.2
	6:00	867	12.1	No Good Data For C	53.7	16.02	0.0	34.4
	7:00	867	12.1	No Good Data For C	52.0	16.03	0.0	34.5
	8:00	867	12.0	No Good Data For C	50.2	16.03	0.0	34.3
	9:00	867	12.1	No Good Data For C	50.1	16.01	0.0	34.3
	10:00	867	12.0	No Good Data For C	49.9	16.00	0.0	34.2
	11:00	867	12.4	No Good Data For C	50.8	15.98	0.0	35.1
	12:00	867	12.3	No Good Data For C	50.9	15.96	0.0	34.6
	13:00	867	12.0	No Good Data For C	49.1	15.97	0.0	33.7
	14:00	867	12.0	No Good Data For C	48.0	15.95	0.0	33.7
	15:00	867	11.9	No Good Data For C	49.6	15.95	0.0	33.4
	16:00	867	11.9	No Good Data For C	50.6	15.96	0.0	33.4
	17:00	867	11.9	No Good Data For C	52.3	15.97	0.0	33.5
	18:00	866	11.9	No Good Data For C	57.0	15.98	0.0	33.5
	19:00	867	12.2	No Good Data For C	57.7	16.01	0.0	34.5
	20:00	867	12.2	No Good Data For C	57.4	16.03	0.0	34.8
	21:00	867	12.0	No Good Data For C	58.0	16.03	0.0	34.5
	22:00	867	11.9	No Good Data For C	58.9	16.03	0.0	34.0
	23:00	867	12.2	No Good Data For C	60.8	16.04	0.0	34.9
	0:00	867	12.2	No Good Data For C	59.1	16.04	0.0	35.0
AVE		867	12.0	#DIV/0!	53.6	16.00	0.0	34.2
SUM								
MAX		867	12.4	0.0	60.78	16.04	0.0	35.1
MIN		866	11.8	0.0	47.97	15.95	0.0	33.4

DAILY REPORT OF GAS TURBINE GENERATOR OPERATION

15 June, '23

ITEM	Time	AVERAGE EXHAUST TEMP	NOx STACK HRSG 1	SO2 STACK HRSG 1	CO STACK HRSG 1	O2 STACK HRSG 1	OPACITY STACK HRSG 1	NOX (7% O2) HRSG1
DATA		(AVR)	(AVR)	(AVR)	(AVR)	(AVR)	(AVR)	(AVR)
TAG NAME		1TX	1SAAA11001	1SAAA11002	1SAAA11003	1SAAA11004	1SAAA11005	1NOX7P02
UNIT		degC	ppm	ppm	ppm	%O2	%	ppm
	1:00	867	12.1	No Good Data For C	57.7	16.04	0.0	34.6
	2:00	867	12.0	No Good Data For C	59.2	16.04	0.0	34.5
	3:00	867	12.2	No Good Data For C	59.4	16.04	0.0	34.8
	4:00	867	12.2	No Good Data For C	60.9	16.05	0.0	34.9
	5:00	867	12.2	No Good Data For C	60.4	16.04	0.0	35.0
	6:00	867	12.1	No Good Data For C	60.5	16.03	0.0	34.7
	7:00	867	12.1	No Good Data For C	61.6	16.03	0.0	34.6
	8:00	867	12.2	No Good Data For C	60.0	16.01	0.0	34.7
	9:00	867	12.3	No Good Data For C	56.6	16.02	0.0	35.0
	10:00	867	12.3	No Good Data For C	55.5	16.00	0.0	34.9
	11:00	867	12.3	No Good Data For C	55.6	15.98	0.0	34.7
	12:00	867	12.2	No Good Data For C	55.9	15.97	0.0	34.5
	13:00	867	12.1	No Good Data For C	54.7	15.97	0.0	34.0
	14:00	867	12.0	No Good Data For C	53.3	15.97	0.0	33.8
	15:00	867	12.0	No Good Data For C	54.9	15.97	0.0	33.7
	16:00	867	12.1	No Good Data For C	61.8	15.97	0.0	34.2
	17:00	867	12.1	No Good Data For C	60.9	15.98	0.0	34.0
	18:00	866	11.9	No Good Data For C	62.8	15.97	0.0	33.7
	19:00	867	12.0	No Good Data For C	59.3	16.00	0.0	34.1
	20:00	867	11.9	No Good Data For C	58.2	16.00	0.0	33.8
	21:00	867	11.9	No Good Data For C	60.0	16.00	0.0	33.9
	22:00	867	12.1	No Good Data For C	57.3	16.00	0.0	34.3
	23:00	867	12.1	No Good Data For C	58.2	16.01	0.0	34.3
	0:00	867	12.1	No Good Data For C	59.4	16.01	0.0	34.3
AVE		867	12.1	#DIV/0!	58.5	16.01	0.0	34.4
SUM								
MAX		867	12.3	0.0	62.81	16.05	0.0	35.0
MIN		866	11.9	0.0	53.27	15.97	0.0	33.7

DAILY REPORT OF GAS TURBINE GENERATOR OPERATION

16 June, '23

ITEM	Time	AVERAGE EXHAUST TEMP	NOx STACK HRSG 1	SO2 STACK HRSG 1	CO STACK HRSG 1	O2 STACK HRSG 1	OPACITY STACK HRSG 1	NOX (7% O2) HRSG1
DATA		(AVR)	(AVR)	(AVR)	(AVR)	(AVR)	(AVR)	(AVR)
TAG NAME		1TX	1SAAA11001	1SAAA11002	1SAAA11003	1SAAA11004	1SAAA11005	1NOX7P02
UNIT		degC	ppm	ppm	ppm	%O2	%	ppm
	1:00	867	12.0	No Good Data For C	59.6	16.01	0.0	34.1
	2:00	867	12.1	No Good Data For C	57.9	16.01	0.0	34.3
	3:00	867	12.0	No Good Data For C	59.3	16.01	0.0	34.0
	4:00	867	11.9	No Good Data For C	60.3	16.02	0.0	33.9
	5:00	867	12.0	No Good Data For C	58.7	16.02	0.0	34.2
	6:00	867	12.1	No Good Data For C	58.6	16.01	0.0	34.5
	7:00	867	12.1	No Good Data For C	57.3	16.01	0.0	34.4
	8:00	867	12.3	No Good Data For C	54.0	16.01	0.0	34.9
	9:00	867	12.3	No Good Data For C	52.6	16.00	0.0	34.9
	10:00	867	12.1	No Good Data For C	51.6	15.98	0.0	34.3
	11:00	867	12.0	No Good Data For C	51.8	15.97	0.0	33.7
	12:00	867	12.0	No Good Data For C	51.1	15.94	0.0	33.5
	13:00	867	12.0	No Good Data For C	51.0	15.92	0.0	33.5
	14:00	867	11.9	No Good Data For C	50.6	15.92	0.0	33.2
	15:00	867	12.1	No Good Data For C	53.8	15.94	0.0	33.9
	16:00	867	11.9	No Good Data For C	54.3	15.95	0.0	33.5
	17:00	867	11.8	No Good Data For C	57.4	15.97	0.0	33.4
	18:00	866	11.8	No Good Data For C	60.0	15.96	0.0	33.2
	19:00	867	12.0	No Good Data For C	59.3	15.99	0.0	33.8
	20:00	867	12.1	No Good Data For C	62.0	15.99	0.0	34.2
	21:00	867	12.1	No Good Data For C	62.7	16.00	0.0	34.4
	22:00	867	12.2	No Good Data For C	62.4	15.99	0.0	34.6
	23:00	867	11.9	No Good Data For C	64.3	16.01	0.0	33.7
	0:00	867	11.7	No Good Data For C	64.7	16.02	0.0	33.2
AVE		867	12.0	#DIV/0!	57.3	15.99	0.0	34.0
SUM								
MAX		867	12.3	0.0	64.74	16.02	0.0	34.9
MIN		866	11.7	0.0	50.61	15.92	0.0	33.2

DAILY REPORT OF GAS TURBINE GENERATOR OPERATION

17 June, '23

ITEM	Time	AVERAGE EXHAUST TEMP	NOx STACK HRSG 1	SO2 STACK HRSG 1	CO STACK HRSG 1	O2 STACK HRSG 1	OPACITY STACK HRSG 1	NOX (7% O2) HRSG1
DATA		(AVR)	(AVR)	(AVR)	(AVR)	(AVR)	(AVR)	(AVR)
TAG NAME		1TX	1SAAAI1001	1SAAAI1002	1SAAAI1003	1SAAAI1004	1SAAAI1005	1NOX7P02
UNIT		degC	ppm	ppm	ppm	%O2	%	ppm
	1:00	867	11.4	-11.1	69.2	16.05	0.0	33.5
	2:00	867	12.1	-11.6	69.7	16.07	0.0	41.7
	3:00	867	12.6	No Good Data For C	70.4	16.09	0.0	36.4
	4:00	867	12.6	No Good Data For C	70.5	16.09	0.0	36.5
	5:00	867	12.8	No Good Data For C	69.4	16.09	0.1	37.1
	6:00	867	12.9	No Good Data For C	70.0	16.09	0.0	37.3
	7:00	867	12.9	No Good Data For C	70.3	16.10	0.0	37.4
	8:00	867	13.2	No Good Data For C	64.9	16.09	0.0	38.1
	9:00	867	13.2	No Good Data For C	63.8	16.09	0.0	38.2
	10:00	867	12.9	-11.4	66.7	16.08	0.0	37.1
	11:00	867	12.7	-12.0	62.8	16.07	0.0	36.6
	12:00	867	12.8	-12.4	59.2	16.04	0.0	36.6
	13:00	867	12.6	-12.6	58.1	16.02	0.0	36.6
	14:00	867	12.9	-12.8	57.1	16.00	0.0	36.5
	15:00	867	12.9	-12.8	58.0	16.02	0.0	36.9
	16:00	867	12.9	-12.5	60.9	16.04	0.0	36.8
	17:00	867	13.0	-12.3	64.0	16.04	0.0	37.1
	18:00	867	12.9	-12.1	64.4	15.99	0.0	36.5
	19:00	867	13.0	-12.0	65.2	15.99	0.0	36.8
	20:00	867	13.5	-11.8	66.8	15.99	0.0	38.3
	21:00	867	13.5	-11.6	67.1	16.01	0.0	38.4
	22:00	867	13.6	-11.3	71.5	16.01	0.0	38.7
	23:00	867	13.7	-11.2	71.4	16.01	0.0	38.9
	0:00	867	13.5	-11.3	71.6	16.01	0.0	38.2
AVE		867	12.9	-11.9	65.9	16.05	0.0	37.3
SUM								
MAX		867	13.7	-11.1	71.57	16.10	0.1	41.7
MIN		867	11.4	-12.8	57.11	15.99	0.0	33.5

DAILY REPORT OF GAS TURBINE GENERATOR OPERATION

18 June, '23

ITEM	Time	AVERAGE EXHAUST TEMP	NOx STACK HRSG 1	SO2 STACK HRSG 1	CO STACK HRSG 1	O2 STACK HRSG 1	OPACITY STACK HRSG 1	NOX (7% O2) HRSG1
DATA		(AVR)	(AVR)	(AVR)	(AVR)	(AVR)	(AVR)	(AVR)
TAG NAME		1TX	1SAAAI1001	1SAAAI1002	1SAAAI1003	1SAAAI1004	1SAAAI1005	1NOX7P02
UNIT		degC	ppm	ppm	ppm	%O2	%	ppm
	1:00	867	13.3	-11.2	72.5	16.01	0.0	37.9
	2:00	867	13.1	-11.1	72.4	16.00	0.0	37.1
	3:00	867	13.0	-11.0	76.5	16.00	0.0	36.9
	4:00	867	13.0	-11.0	76.6	15.99	0.0	36.8
	5:00	867	12.9	-11.1	74.8	16.00	0.0	36.6
	6:00	867	13.0	-11.0	76.6	16.00	0.0	36.7
	7:00	867	12.9	-10.9	80.6	16.00	0.0	36.7
	8:00	867	12.9	-11.0	77.5	16.01	0.0	36.7
	9:00	867	13.0	-11.1	76.3	16.00	0.0	36.8
	10:00	867	13.2	-11.3	73.3	16.00	0.0	37.4
	11:00	867	13.2	-11.5	71.8	15.99	0.0	37.4
	12:00	867	13.0	-11.6	71.2	15.99	0.0	36.9
	13:00	867	13.1	-11.7	69.8	15.99	0.0	37.1
	14:00	867	13.1	-11.8	72.9	15.98	0.0	36.9
	15:00	867	13.0	-11.7	74.5	15.98	0.0	36.8
	16:00	867	13.0	-11.5	75.7	15.99	0.0	36.8
	17:00	867	13.3	-11.3	80.3	16.00	0.0	37.8
	18:00	867	13.8	-11.2	82.0	16.00	0.0	39.2
	19:00	867	13.8	-10.8	87.6	16.01	0.0	39.1
	20:00	866	13.1	-11.1	77.1	16.00	0.0	37.3
	21:00	867	13.0	-10.7	82.3	16.02	0.0	36.9
	22:00	867	12.2	-10.4	86.7	16.00	0.0	34.7
	23:00	867	12.4	-10.7	83.9	16.00	0.0	35.1
	0:00	867	12.7	-11.2	78.5	15.99	0.0	36.0
AVE		867	13.0	-11.2	77.1	16.00	0.0	37.0
SUM								
MAX		867	13.8	-10.4	87.61	16.02	0.0	39.2
MIN		866	12.2	-11.8	69.83	15.98	0.0	34.7

DAILY REPORT OF GAS TURBINE GENERATOR OPERATION

19 June, '23

ITEM	Time	AVERAGE EXHAUST TEMP	NOx STACK HRSG 1	SO2 STACK HRSG 1	CO STACK HRSG 1	O2 STACK HRSG 1	OPACITY STACK HRSG 1	NOX (7% O2) HRSG1
DATA		(AVR)	(AVR)	(AVR)	(AVR)	(AVR)	(AVR)	(AVR)
TRG NAME		1TX	1SAAAI1001	1SAAAI1002	1SAAAI1003	1SAAAI1004	1SAAAI1005	1NOX7P02
UNIT		degC	ppm	ppm	ppm	%O2	%	ppm
	1:00	867	12.5	-11.3	78.2	15.98	0.0	35.3
	2:00	867	12.5	-11.2	78.9	15.99	0.0	35.4
	3:00	867	12.3	-11.1	80.2	15.99	0.0	34.9
	4:00	867	12.5	-11.1	80.2	15.98	0.0	35.5
	5:00	867	12.6	-10.9	82.5	15.98	0.0	35.6
	6:00	867	12.5	-11.0	82.1	15.98	0.0	35.3
	7:00	867	12.6	-10.9	84.0	15.99	0.0	35.8
	8:00	867	12.6	-10.8	85.0	15.98	0.0	35.7
	9:00	867	12.5	-11.0	85.9	16.00	0.0	35.6
	10:00	867	12.6	-11.1	83.9	16.01	0.0	35.8
	11:00	867	12.5	-11.3	82.3	16.02	0.0	35.7
	12:00	867	12.4	-11.3	82.4	16.08	0.0	35.7
	13:00	867	12.1	-11.8	78.3	16.08	0.0	34.9
	14:00	867	12.2	No Good Data For C	77.3	16.08	0.0	35.2
	15:00	867	12.2	No Good Data For C	76.1	16.07	0.0	35.0
	16:00	867	22.6	27.8	86.1	15.05	0.0	39.8
	17:00	867	190.1	177.8	196.0	0.03	0.0	126.7
	18:00	866	190.1	177.9	196.1	0.03	0.0	126.7
	19:00	867	107.3	91.2	143.7	7.15	0.0	83.1
	20:00	867	12.1	-9.4	88.5	15.66	0.0	32.1
	21:00	867	12.5	-9.1	89.7	15.66	0.0	33.2
	22:00	867	12.3	-8.2	84.7	15.66	0.0	32.7
	23:00	867	12.3	-8.3	82.1	15.66	0.0	32.8
	0:00	867	12.4	-9.4	79.7	15.66	0.0	32.9
AVE		867	31.6	12.9	94.4	14.20	0.0	44.6
SUM								
MAX		867	190.1	177.9	196.10	16.08	0.0	126.7
MIN		866	12.1	-11.8	76.10	0.03	0.0	32.1

DAILY REPORT OF GAS TURBINE GENERATOR OPERATION

20 June, '23

ITEM	Time	AVERAGE EXHAUST TEMP	NOx STACK HRSG 1	SO2 STACK HRSG 1	CO STACK HRSG 1	O2 STACK HRSG 1	OPACITY STACK HRSG 1	NOX (7% O2) HRSG1
DATA		(AVR)	(AVR)	(AVR)	(AVR)	(AVR)	(AVR)	(AVR)
TRG NAME		1TX	1SAAAI1001	1SAAAI1002	1SAAAI1003	1SAAAI1004	1SAAAI1005	1NOX7P02
UNIT		degC	ppm	ppm	ppm	%O2	%	ppm
	1:00	867	12.4	-9.4	77.7	15.66	0.0	32.9
	2:00	867	12.5	-9.5	75.7	15.66	0.0	33.1
	3:00	867	12.3	-9.6	74.3	15.65	0.0	32.6
	4:00	867	12.4	-9.5	74.2	15.66	0.0	33.0
	5:00	867	12.4	-9.7	72.5	15.66	0.0	33.0
	6:00	867	12.6	-9.6	71.7	15.65	0.0	33.4
	7:00	867	12.4	-9.5	70.7	15.67	0.0	33.0
	8:00	867	12.4	-9.5	71.5	15.67	0.0	32.9
	9:00	867	12.5	-9.7	66.8	15.66	0.0	33.2
	10:00	867	12.5	-10.0	63.8	15.65	0.0	33.2
	11:00	867	12.6	-10.3	62.3	15.62	0.0	33.2
	12:00	867	12.7	-10.4	62.4	15.58	0.0	33.3
	13:00	867	12.7	-10.5	63.6	15.58	0.0	33.3
	14:00	867	12.9	-10.5	64.8	15.62	0.0	34.0
	15:00	867	12.8	-10.5	67.5	15.62	0.0	33.8
	16:00	867	12.8	-10.3	71.3	15.61	0.0	33.7
	17:00	867	12.6	-10.2	75.6	15.59	0.0	32.9
	18:00	866	12.5	-10.0	77.0	15.55	0.0	32.4
	19:00	867	13.0	-9.8	77.0	15.58	0.0	33.9
	20:00	867	13.1	-9.7	77.6	15.57	0.0	34.1
	21:00	867	13.1	-9.6	77.6	15.57	0.0	34.1
	22:00	867	13.0	-9.7	76.2	15.57	0.0	33.8
	23:00	867	13.1	-9.7	74.4	15.57	0.0	34.0
	0:00	867	13.0	-9.5	75.2	15.57	0.0	33.9
AVE		867	12.7	-9.9	71.7	15.62	0.0	33.4
SUM								
MAX		867	13.1	-9.4	77.74	15.67	0.0	34.1
MIN		866	12.3	-10.5	62.31	15.55	0.0	32.4

DAILY REPORT OF GAS TURBINE GENERATOR OPERATION

21 June, '23

ITEM	Time	AVERAGE EXHAUST TEMP	NOx STACK HRSG 1	SO2 STACK HRSG 1	CO STACK HRSG 1	O2 STACK HRSG 1	OPACITY STACK HRSG 1	NOX (7% O2) HRSG1
DATA		(AVR)	(AVR)	(AVR)	(AVR)	(AVR)	(AVR)	(AVR)
TAG NAME		1TX	1SAAAI1001	1SAAAI1002	1SAAAI1003	1SAAAI1004	1SAAAI1005	1NOX7P02
UNIT		degC	ppm	ppm	ppm	%O2	%	ppm
	1:00	867	12.9	-9.6	77.6	15.55	0.0	33.8
	2:00	867	13.1	-9.3	85.3	15.55	0.0	34.2
	3:00	867	13.0	-9.3	82.5	15.54	0.0	33.7
	4:00	867	12.9	-9.2	85.9	15.55	0.0	33.5
	5:00	867	12.9	-9.1	85.3	15.55	0.0	33.6
	6:00	867	12.8	-9.1	86.3	15.55	0.0	33.3
	7:00	867	12.7	-9.3	80.3	15.56	0.0	33.2
	8:00	867	12.6	-9.3	79.3	15.58	0.0	33.1
	9:00	867	12.9	-9.7	73.6	15.58	0.0	33.7
	10:00	867	13.0	-10.0	69.9	15.58	0.0	33.8
	11:00	867	12.5	-10.0	73.1	15.57	0.0	32.6
	12:00	867	12.5	-10.2	74.0	15.58	0.0	32.8
	13:00	867	12.4	-10.3	74.6	15.60	0.0	32.6
	14:00	867	12.4	-10.1	78.7	15.61	0.0	32.4
	15:00	867	12.3	-10.1	79.8	15.61	0.0	32.3
	16:00	867	12.2	-10.0	80.3	15.61	0.0	32.1
	17:00	867	12.0	-10.0	81.8	15.61	0.0	31.5
	18:00	867	12.3	-10.2	76.8	15.57	0.0	32.0
	19:00	867	12.4	-9.8	84.7	15.57	0.0	32.4
	20:00	867	12.6	-9.6	85.5	15.55	0.0	32.6
	21:00	867	12.5	-9.6	83.6	15.55	0.0	32.6
	22:00	867	13.2	-9.5	80.4	15.55	0.0	34.4
	23:00	867	13.1	-9.4	82.5	15.55	0.0	34.1
	0:00	867	13.1	-9.3	82.5	15.56	0.0	34.2
AVE		867	12.7	-9.7	80.2	15.57	0.0	33.1
SUM								
MAX		867	13.2	-9.1	86.26	15.61	0.0	34.4
MIN		867	12.0	-10.3	69.90	15.54	0.0	31.5

DAILY REPORT OF GAS TURBINE GENERATOR OPERATION

22 June, '23

ITEM	Time	AVERAGE EXHAUST TEMP	NOx STACK HRSG 1	SO2 STACK HRSG 1	CO STACK HRSG 1	O2 STACK HRSG 1	OPACITY STACK HRSG 1	NOX (7% O2) HRSG1
DATA		(AVR)	(AVR)	(AVR)	(AVR)	(AVR)	(AVR)	(AVR)
TAG NAME		1TX	1SAAAI1001	1SAAAI1002	1SAAAI1003	1SAAAI1004	1SAAAI1005	1NOX7P02
UNIT		degC	ppm	ppm	ppm	%O2	%	ppm
	1:00	867	13.3	-9.2	81.1	15.56	0.0	34.5
	2:00	867	13.3	-9.1	83.6	15.56	0.0	34.8
	3:00	867	13.5	-8.9	82.6	15.56	0.0	35.2
	4:00	867	13.3	-9.0	81.8	15.56	0.0	34.8
	5:00	867	13.5	-8.9	77.9	15.56	0.0	35.1
	6:00	867	13.3	-9.1	75.4	15.56	0.0	34.6
	7:00	867	13.0	-9.4	71.7	15.56	0.0	34.0
	8:00	867	13.3	-9.3	69.1	15.58	0.0	34.7
	9:00	867	13.3	-9.5	67.2	15.58	0.0	34.8
	10:00	867	13.4	-9.6	67.5	15.58	0.0	34.9
	11:00	867	13.3	-9.9	65.4	15.56	0.0	34.7
	12:00	867	13.2	-10.3	61.9	15.56	0.0	34.4
	13:00	867	13.0	-10.4	63.4	15.56	0.0	33.7
	14:00	867	12.8	-10.4	65.0	15.56	0.0	33.4
	15:00	867	12.7	-10.2	71.3	15.57	0.0	33.1
	16:00	867	12.9	-10.2	72.1	15.58	0.0	33.6
	17:00	867	12.7	-10.3	69.6	15.57	0.0	33.1
	18:00	866	12.9	-10.3	70.0	15.54	0.0	33.5
	19:00	867	13.1	-9.9	75.1	15.58	0.0	34.1
	20:00	867	13.2	-9.9	75.4	15.56	0.0	34.3
	21:00	867	13.3	-9.7	75.2	15.56	0.0	34.6
	22:00	867	13.2	-9.7	74.3	15.56	0.0	34.4
	23:00	867	13.0	-9.5	75.5	15.56	0.0	34.0
	0:00	867	13.0	-9.5	76.0	15.56	0.0	34.0
AVE		867	13.1	-9.7	72.8	15.56	0.0	34.3
SUM								
MAX		867	13.5	-8.9	83.58	15.58	0.0	35.2
MIN		866	12.7	-10.4	61.94	15.54	0.0	33.1

DAILY REPORT OF GAS TURBINE GENERATOR OPERATION

23 June, '23

ITEM	Time	AVERAGE EXHAUST TEMP	NOx STACK HRSG 1	SO2 STACK HRSG 1	CO STACK HRSG 1	O2 STACK HRSG 1	OPACITY STACK HRSG 1	NOX (7% O2) HRSG1
DATA		(AVR)	(AVR)	(AVR)	(AVR)	(AVR)	(AVR)	(AVR)
TAG NAME		1TX	1SAAAI1001	1SAAAI1002	1SAAAI1003	1SAAAI1004	1SAAAI1005	1NOX7PO2
UNIT		degC	ppm	ppm	ppm	%O2	%	ppm
	1:00	86.7	12.6	-9.5	75.6	15.56	0.0	33.5
	2:00	86.7	13.0	-9.4	76.7	15.57	0.0	34.0
	3:00	86.7	13.0	-9.5	74.9	15.56	0.0	33.8
	4:00	86.7	13.0	-9.4	75.3	15.56	0.0	33.7
	5:00	86.7	12.9	-9.4	76.1	15.55	0.0	33.5
	6:00	86.7	13.1	-9.3	78.2	15.54	0.0	33.9
	7:00	86.7	13.0	-9.3	78.5	15.55	0.0	33.8
	8:00	86.7	13.2	-9.6	73.0	15.58	0.0	34.5
	9:00	86.7	13.4	-9.8	69.4	15.58	0.0	34.9
	10:00	86.7	13.2	-10.0	69.3	15.57	0.0	34.4
	11:00	86.7	13.1	-10.2	69.0	15.57	0.0	34.0
	12:00	86.7	12.9	-10.4	67.7	15.59	0.0	33.6
	13:00	86.7	12.8	-10.5	66.9	15.62	0.0	33.7
	14:00	86.7	12.8	-10.7	63.8	15.63	0.0	33.8
	15:00	86.7	12.8	-10.7	65.9	15.66	0.0	33.9
	16:00	86.7	12.6	-10.7	67.5	15.66	0.0	33.4
	17:00	86.7	12.5	-10.6	71.3	15.62	0.0	33.0
	18:00	86.7	12.6	-10.6	71.2	15.56	0.0	32.8
	19:00	86.7	12.8	-10.1	75.8	15.58	0.0	33.3
	20:00	86.7	12.9	-10.0	75.3	15.59	0.0	33.6
	21:00	86.7	12.8	-9.9	75.8	15.59	0.0	33.4
	22:00	86.7	12.6	-9.7	78.0	15.59	0.0	33.1
	23:00	86.7	12.7	-9.5	78.5	15.59	0.0	33.2
	0:00	86.7	13.0	-9.5	77.9	15.59	0.0	34.0
AVE		86.7	12.9	-9.9	73.0	15.59	0.0	33.7
SUM								
MAX		86.7	13.4	-9.3	78.48	15.66	0.0	34.9
MIN		86.7	12.5	-10.7	63.85	15.54	0.0	32.8

DAILY REPORT OF GAS TURBINE GENERATOR OPERATION

24 June, '23

ITEM	Time	AVERAGE EXHAUST TEMP	NOx STACK HRSG 1	SO2 STACK HRSG 1	CO STACK HRSG 1	O2 STACK HRSG 1	OPACITY STACK HRSG 1	NOX (7% O2) HRSG1
DATA		(AVR)	(AVR)	(AVR)	(AVR)	(AVR)	(AVR)	(AVR)
TAG NAME		1TX	1SAAAI1001	1SAAAI1002	1SAAAI1003	1SAAAI1004	1SAAAI1005	1NOX7PO2
UNIT		degC	ppm	ppm	ppm	%O2	%	ppm
	1:00	86.7	13.0	-9.6	76.4	15.59	0.0	34.1
	2:00	86.7	12.9	-9.5	74.4	15.59	0.0	33.9
	3:00	86.7	12.8	-9.6	75.0	15.58	0.0	33.5
	4:00	86.7	13.1	-9.6	72.8	15.59	0.0	34.2
	5:00	86.7	12.8	-9.6	71.3	15.59	0.0	33.4
	6:00	86.7	12.9	-9.7	68.2	15.59	0.0	33.8
	7:00	86.7	12.8	-9.7	70.2	15.59	0.0	33.7
	8:00	86.7	13.1	-9.8	67.7	15.61	0.0	34.3
	9:00	86.7	13.1	-10.0	64.4	15.60	0.0	34.3
	10:00	86.7	13.0	-10.2	63.2	15.59	0.0	34.1
	11:00	86.7	12.9	-10.4	64.8	15.57	0.0	33.7
	12:00	86.7	12.6	-10.6	67.9	15.55	0.0	32.9
	13:00	86.7	12.3	-10.6	70.0	15.55	0.0	31.9
	14:00	86.7	12.2	-10.7	71.5	15.54	0.0	31.8
	15:00	86.7	12.2	-10.8	70.6	15.54	0.0	31.6
	16:00	86.7	12.0	-10.7	71.5	15.55	0.0	31.2
	17:00	86.7	12.0	-10.6	71.8	15.55	0.0	31.1
	18:00	86.7	12.3	-10.5	68.6	15.54	0.0	31.9
	19:00	86.7	12.7	-10.2	71.8	15.57	0.0	32.9
	20:00	86.7	12.5	-10.0	74.7	15.58	0.0	32.7
	21:00	86.7	12.6	-9.9	73.9	15.58	0.0	32.8
	22:00	86.7	12.2	-9.6	79.1	15.58	0.0	31.9
	23:00	86.7	12.3	-9.6	81.5	15.58	0.0	32.2
	0:00	86.7	12.6	-9.5	80.9	15.59	0.0	33.1
AVE		86.7	12.6	-10.0	71.8	15.58	0.0	33.0
SUM								
MAX		86.7	13.1	-9.5	81.49	15.61	0.0	34.3
MIN		86.7	12.0	-10.8	63.24	15.54	0.0	31.1

DAILY REPORT OF GAS TURBINE GENERATOR OPERATION

25 June, '23

ITEM	Time	AVERAGE EXHAUST TEMP	NOx STACK HRSG 1	SO2 STACK HRSG 1	CO STACK HRSG 1	O2 STACK HRSG 1	OPACITY STACK HRSG 1	NOX (7% O2) HRSG1
DATA		(AVR)	(AVR)	(AVR)	(AVR)	(AVR)	(AVR)	(AVR)
TAG NAME		1TX	1SAAAI1001	1SAAAI1002	1SAAAI1003	1SAAAI1004	1SAAAI1005	1NOX7PO2
UNIT		degC	ppm	ppm	ppm	%O2	%	ppm
	1:00	867	12.7	-9.6	75.9	15.59	0.0	33.3
	2:00	867	12.8	-9.5	76.1	15.60	0.0	33.4
	3:00	867	12.6	-9.6	75.2	15.60	0.0	33.0
	4:00	867	12.6	-9.6	74.6	15.60	0.0	33.1
	5:00	867	12.6	-9.6	75.5	15.60	0.0	33.2
	6:00	867	12.6	-9.5	75.9	15.61	0.0	33.2
	7:00	867	12.7	-9.5	74.6	15.61	0.0	33.4
	8:00	867	12.6	-9.5	74.6	15.60	0.0	33.0
	9:00	867	12.6	-9.7	71.7	15.59	0.0	33.1
	10:00	867	12.6	-9.9	70.1	15.58	0.0	33.0
	11:00	867	12.7	-10.0	68.4	15.57	0.0	33.1
	12:00	867	12.5	-10.2	68.3	15.56	0.0	32.6
	13:00	867	12.5	-10.3	69.5	15.55	0.0	32.5
	14:00	867	12.4	-10.6	69.0	15.55	0.0	32.3
	15:00	867	12.3	-10.5	71.1	15.56	0.0	32.1
	16:00	867	12.3	-10.4	70.9	15.56	0.0	32.1
	17:00	867	12.4	-10.4	70.1	15.57	0.0	32.3
	18:00	867	12.5	-10.3	69.6	15.56	0.0	32.4
	19:00	867	12.7	-9.6	80.7	15.60	0.0	33.4
	20:00	867	13.0	-9.3	80.1	15.63	0.0	34.2
	21:00	867	12.8	-9.2	79.0	15.62	0.0	33.6
	22:00	867	12.7	-9.3	78.0	15.62	0.0	33.5
	23:00	867	12.7	-9.4	73.7	15.61	0.0	33.4
	0:00	867	12.6	-9.3	75.9	15.61	0.0	33.0
AVE		867	12.6	-9.8	73.7	15.59	0.0	33.0
SUM								
MAX		867	13.0	-9.2	80.72	15.63	0.0	34.2
MIN		867	12.3	-10.6	68.30	15.55	0.0	32.1

DAILY REPORT OF GAS TURBINE GENERATOR OPERATION

26 June, '23

ITEM	Time	AVERAGE EXHAUST TEMP	NOx STACK HRSG 1	SO2 STACK HRSG 1	CO STACK HRSG 1	O2 STACK HRSG 1	OPACITY STACK HRSG 1	NOX (7% O2) HRSG1
DATA		(AVR)	(AVR)	(AVR)	(AVR)	(AVR)	(AVR)	(AVR)
TAG NAME		1TX	1SAAAI1001	1SAAAI1002	1SAAAI1003	1SAAAI1004	1SAAAI1005	1NOX7PO2
UNIT		degC	ppm	ppm	ppm	%O2	%	ppm
	1:00	867	12.6	-9.4	75.4	15.62	0.0	33.2
	2:00	867	12.3	-9.3	77.5	15.62	0.0	32.5
	3:00	867	12.5	-9.2	78.5	15.61	0.0	32.8
	4:00	867	12.4	-9.2	81.2	15.62	0.0	32.6
	5:00	867	12.5	-9.1	82.1	15.62	0.0	32.9
	6:00	867	12.5	-9.1	81.1	15.61	0.0	32.8
	7:00	867	12.5	-9.1	79.9	15.62	0.0	32.8
	8:00	867	12.5	-9.3	78.1	15.62	0.0	32.9
	9:00	867	12.6	-9.4	77.4	15.62	0.0	33.2
	10:00	867	12.5	-9.7	73.6	15.60	0.0	32.7
	11:00	867	12.5	-9.8	71.7	15.59	0.0	32.7
	12:00	867	12.5	-10.0	71.4	15.57	0.0	32.7
	13:00	867	12.5	-10.2	70.5	15.56	0.0	32.6
	14:00	867	12.3	-10.3	71.3	15.56	0.0	32.1
	15:00	867	12.2	-10.4	71.1	15.55	0.0	31.8
	16:00	867	12.3	-10.4	71.5	15.57	0.0	32.2
	17:00	867	12.3	-10.4	69.8	15.57	0.0	32.1
	18:00	867	12.5	-10.2	69.9	15.56	0.0	32.5
	19:00	867	12.4	-9.8	78.1	15.59	0.0	32.2
	20:00	867	12.2	-9.8	79.1	15.58	0.0	31.9
	21:00	867	12.3	-9.6	80.2	15.59	0.0	32.2
	22:00	867	12.4	-9.4	82.6	15.59	0.0	32.5
	23:00	867	12.7	-9.3	83.2	15.60	0.0	33.3
	0:00	867	12.7	-9.3	79.7	15.61	0.0	33.5
AVE		867	12.4	-9.7	76.5	15.59	0.0	32.6
SUM								
MAX		867	12.7	-9.1	83.22	15.62	0.0	33.5
MIN		867	12.2	-10.4	69.82	15.55	0.0	31.8

DAILY REPORT OF GAS TURBINE GENERATOR OPERATION

27 June, '23

ITEM	Time	AVERAGE EXHAUST TEMP	NOx STACK HRSG 1	SO2 STACK HRSG 1	CO STACK HRSG 1	O2 STACK HRSG 1	OPACITY STACK HRSG 1	NOX (7% O2) HRSG1
DATA		(AVR)	(AVR)	(AVR)	(AVR)	(AVR)	(AVR)	(AVR)
TAG NAME		1TX	1SAAAI1001	1SAAAI1002	1SAAAI1003	1SAAAI1004	1SAAAI1005	1NOX7P02
UNIT		degC	ppm	ppm	ppm	%O2	%	ppm
	1:00	86.7	12.5	-9.3	77.5	15.61	0.0	33.0
	2:00	86.7	12.5	-9.4	76.7	15.61	0.0	32.8
	3:00	86.7	12.6	-9.4	75.2	15.62	0.0	33.1
	4:00	86.7	12.6	-9.4	74.7	15.62	0.0	33.1
	5:00	86.7	12.5	-9.4	74.3	15.62	0.0	32.9
	6:00	86.7	12.5	-9.4	71.2	15.61	0.0	32.9
	7:00	86.7	12.6	-9.5	69.6	15.62	0.0	33.2
	8:00	86.7	12.7	-9.7	63.7	15.63	0.0	33.4
	9:00	86.7	13.0	-10.1	58.3	15.61	0.0	34.3
	10:00	86.7	12.7	-10.3	57.3	15.59	0.0	33.2
	11:00	86.7	12.6	-10.4	57.3	15.57	0.0	33.0
	12:00	86.7	12.5	-10.7	56.8	15.55	0.0	32.4
	13:00	86.7	12.5	-10.9	58.0	15.55	0.0	32.4
	14:00	86.7	12.6	-10.9	59.4	15.54	0.0	32.8
	15:00	86.7	12.5	-11.2	60.7	15.57	0.0	32.7
	16:00	86.7	12.3	-10.9	63.3	15.58	0.0	32.3
	17:00	86.7	12.5	-10.5	66.1	15.62	0.0	32.8
	18:00	86.7	12.3	-10.5	64.5	15.61	0.0	32.3
	19:00	86.7	12.4	-10.1	70.2	15.64	0.0	32.8
	20:00	86.7	12.6	-10.1	69.5	15.64	0.0	33.2
	21:00	86.7	12.4	-9.9	71.5	15.65	0.0	32.8
	22:00	86.7	12.5	-9.8	72.0	15.66	0.0	33.2
	23:00	86.7	12.5	-9.6	73.5	15.66	0.0	33.0
	0:00	86.7	12.4	-9.8	71.9	15.66	0.0	32.9
AVE		86.7	12.5	-10.0	67.2	15.61	0.0	32.9
SUM								
MAX		86.7	13.0	-9.3	77.51	15.66	0.0	34.3
MIN		86.7	12.3	-11.2	56.80	15.54	0.0	32.3

DAILY REPORT OF GAS TURBINE GENERATOR OPERATION

28 June, '23

ITEM	Time	AVERAGE EXHAUST TEMP	NOx STACK HRSG 1	SO2 STACK HRSG 1	CO STACK HRSG 1	O2 STACK HRSG 1	OPACITY STACK HRSG 1	NOX (7% O2) HRSG1
DATA		(AVR)	(AVR)	(AVR)	(AVR)	(AVR)	(AVR)	(AVR)
TAG NAME		1TX	1SAAAI1001	1SAAAI1002	1SAAAI1003	1SAAAI1004	1SAAAI1005	1NOX7P02
UNIT		degC	ppm	ppm	ppm	%O2	%	ppm
	1:00	86.6	13.0	-9.3	84.4	15.63	0.0	34.2
	2:00	86.7	12.6	-9.3	83.7	15.64	0.0	33.4
	3:00	86.7	12.3	-9.6	75.0	15.65	0.0	32.6
	4:00	86.7	12.5	-9.7	72.5	15.66	0.0	33.2
	5:00	86.7	12.4	-9.6	73.8	15.66	0.0	33.0
	6:00	86.7	12.4	-9.6	73.7	15.67	0.0	33.1
	7:00	86.7	12.4	-9.6	73.4	15.67	0.0	33.0
	8:00	86.7	12.6	-9.6	73.2	15.67	0.0	33.5
	9:00	86.7	12.5	-9.7	73.5	15.66	0.0	33.2
	10:00	86.7	12.7	-9.7	75.1	15.65	0.0	33.6
	11:00	86.7	12.5	-10.0	71.8	15.64	0.0	33.0
	12:00	86.7	12.5	-10.3	70.1	15.61	0.0	33.0
	13:00	86.7	12.4	-10.5	68.1	15.60	0.0	32.5
	14:00	86.7	12.4	-10.8	65.2	15.59	0.0	32.5
	15:00	86.7	12.2	-10.7	67.6	15.59	0.0	32.0
	16:00	86.7	12.1	-10.4	72.3	15.61	0.0	31.9
	17:00	86.7	12.2	-10.1	76.5	15.63	0.0	32.1
	18:00	86.7	12.3	-10.2	73.2	15.61	0.0	32.3
	19:00	86.7	12.4	-9.8	81.5	15.63	0.0	32.7
	20:00	86.7	12.4	-9.7	80.8	15.64	0.0	32.9
	21:00	86.7	12.6	-9.5	82.2	15.66	0.0	33.5
	22:00	86.7	12.8	-9.3	83.8	15.67	0.0	34.0
	23:00	86.7	12.7	-9.3	82.2	15.67	0.0	33.7
	0:00	86.7	12.4	-9.3	81.0	15.67	0.0	33.1
AVE		86.7	12.5	-9.8	75.6	15.64	0.0	33.0
SUM								
MAX		86.7	13.0	-9.3	84.41	15.67	0.0	34.2
MIN		86.6	12.1	-10.8	65.16	15.59	0.0	31.9

DAILY REPORT OF GAS TURBINE GENERATOR OPERATION

29 June, '23

ITEM	Time	AVERAGE EXHAUST TEMP	NOx STACK HRSG 1	SO2 STACK HRSG 1	CO STACK HRSG 1	O2 STACK HRSG 1	OPACITY STACK HRSG 1	NOX (7% O2) HRSG1
DATA		(AVR)	(AVR)	(AVR)	(AVR)	(AVR)	(AVR)	(AVR)
TAG		1TX	1SAAAI1001	1SAAAI1002	1SAAAI1003	1SAAAI1004	1SAAAI1005	1NOX7P02
NAME								
UNIT		degC	ppm	ppm	ppm	%O2	%	ppm
	1:00	867	12.5	-9.3	80.7	15.67	0.0	33.2
	2:00	867	12.4	-9.3	80.7	15.67	0.0	32.9
	3:00	867	12.5	-9.3	79.9	15.67	0.0	33.1
	4:00	867	12.4	-9.3	82.1	15.67	0.0	32.9
	5:00	867	12.7	-8.9	89.6	15.65	0.0	33.7
	6:00	867	13.1	-9.3	109.1	15.62	0.0	34.5
	7:00	867	13.4	-7.8	119.8	15.61	0.0	35.3
	8:00	866	13.8	-7.6	129.5	15.59	0.0	36.0
	9:00	867	12.9	-8.7	103.1	15.61	0.0	34.1
	10:00	867	12.4	-9.0	92.4	15.64	0.0	32.7
	11:00	867	12.1	-9.2	90.8	15.64	0.0	32.1
	12:00	867	12.2	-9.3	91.8	15.62	0.0	32.1
	13:00	867	12.2	-9.6	90.6	15.60	0.0	32.0
	14:00	867	12.0	-9.7	91.7	15.59	0.0	31.4
	15:00	867	11.9	-9.8	91.2	15.59	0.0	31.3
	16:00	867	11.9	-9.8	92.6	15.59	0.0	31.1
	17:00	867	11.9	-9.3	99.7	15.61	0.0	31.4
	18:00	867	12.3	-9.4	93.2	15.60	0.0	32.2
	19:00	867	12.3	-9.1	98.3	15.63	0.0	32.6
	20:00	867	12.5	-8.8	101.0	15.64	0.0	32.9
	21:00	867	12.3	-8.8	101.1	15.65	0.0	32.6
	22:00	867	12.3	-8.7	100.6	15.65	0.0	32.6
	23:00	867	12.4	-8.6	102.0	15.65	0.0	32.7
	0:00	867	12.5	-8.7	100.3	15.65	0.0	33.0
AVE		867	12.4	-9.0	96.3	15.63	0.0	32.8
SUM								
MAX		867	13.8	-7.6	129.55	15.67	0.0	36.0
MIN		866	11.9	-9.8	79.90	15.59	0.0	31.1

DAILY REPORT OF GAS TURBINE GENERATOR OPERATION

30 June, '23

ITEM	Time	AVERAGE EXHAUST TEMP	NOx STACK HRSG 1	SO2 STACK HRSG 1	CO STACK HRSG 1	O2 STACK HRSG 1	OPACITY STACK HRSG 1	NOX (7% O2) HRSG1
DATA		(AVR)	(AVR)	(AVR)	(AVR)	(AVR)	(AVR)	(AVR)
TAG		1TX	1SAAAI1001	1SAAAI1002	1SAAAI1003	1SAAAI1004	1SAAAI1005	1NOX7P02
NAME								
UNIT		degC	ppm	ppm	ppm	%O2	%	ppm
	1:00	867	12.5	-8.6	101.8	15.65	0.0	33.0
	2:00	867	12.3	-8.5	101.2	15.65	0.0	32.5
	3:00	867	12.4	-8.5	99.2	15.67	0.0	33.0
	4:00	867	12.5	-8.4	99.1	15.68	0.0	33.2
	5:00	867	12.3	-8.3	99.9	15.67	0.0	32.6
	6:00	867	12.2	-8.4	99.5	15.67	0.0	32.5
	7:00	867	12.3	-8.3	98.7	15.68	0.0	32.6
	8:00	867	12.4	-8.6	93.3	15.67	0.0	33.0
	9:00	867	12.6	-8.9	88.7	15.66	0.0	33.4
	10:00	867	12.5	-9.1	87.2	15.65	0.0	33.0
	11:00	867	12.1	-9.4	85.4	15.63	0.0	32.0
	12:00	867	11.9	-9.3	89.2	15.63	0.0	31.5
	13:00	867	11.9	-9.6	85.3	15.62	0.0	31.4
	14:00	867	12.1	-9.4	88.3	15.63	0.0	32.0
	15:00	867	11.9	-9.5	88.6	15.63	0.0	31.6
	16:00	867	12.0	-9.4	89.0	15.64	0.0	31.7
	17:00	867	12.4	-9.2	90.5	15.65	0.0	32.8
	18:00	867	12.2	-9.0	93.7	15.66	0.0	32.3
	19:00	867	11.9	-8.8	98.3	15.65	0.0	31.6
	20:00	867	12.1	-8.6	99.6	15.66	0.0	32.0
	21:00	867	12.2	-8.6	100.5	15.66	0.0	32.2
	22:00	867	12.0	-8.6	100.9	15.66	0.0	31.9
	23:00	867	12.2	-8.5	100.8	15.66	0.0	32.6
	0:00	867	12.2	-8.6	99.4	15.66	0.0	32.4
AVE		867	12.2	-8.8	94.9	15.65	0.0	32.4
SUM								
MAX		867	12.6	-8.3	101.75	15.68	0.0	33.4
MIN		867	11.9	-9.6	85.30	15.62	0.0	31.4

DAILY REPORT OF GAS TURBINE GENERATOR OPERATION

01 July, '23

ITEM	Time	AVERAGE EXHAUST TEMP	NOx STACK HRSG 1	SO2 STACK HRSG 1	CO STACK HRSG 1	O2 STACK HRSG 1	OPACITY STACK HRSG 1	NOX (7% O2) HRSG1
DATA		(AVR)	(AVR)	(AVR)	(AVR)	(AVR)	(AVR)	(AVR)
TAG NAME		1TX	1SAAAI1001	1SAAAI1002	1SAAAI1003	1SAAAI1004	1SAAAI1005	1NOX7PO2
UNIT		degC	ppm	ppm	ppm	%O2	%	ppm
	1:00	867	12.2	-8.5	100.8	15.66	0.0	32.4
	2:00	867	12.1	-8.5	101.1	15.66	0.0	32.0
	3:00	867	12.1	-8.5	100.7	15.66	0.0	32.1
	4:00	867	12.1	-8.4	101.1	15.67	0.0	32.2
	5:00	867	12.2	-8.4	99.5	15.67	0.0	32.5
	6:00	867	12.2	-8.2	99.9	15.67	0.0	32.5
	7:00	867	12.2	-8.4	97.9	15.67	0.0	32.5
	8:00	867	12.3	-8.3	96.9	15.67	0.0	32.6
	9:00	867	12.3	-8.5	94.2	15.67	0.0	32.6
	10:00	867	12.4	-8.8	90.4	15.66	0.0	32.9
	11:00	867	12.1	-9.0	90.9	15.63	0.0	31.9
	12:00	867	12.1	-9.2	89.6	15.61	0.0	31.8
	13:00	867	12.0	-9.7	86.2	15.59	0.0	31.3
	14:00	867	11.8	-9.5	89.5	15.60	0.0	31.0
	15:00	867	11.7	-9.5	89.7	15.61	0.0	30.9
	16:00	867	11.9	-9.4	90.4	15.63	0.0	31.3
	17:00	867	11.9	-9.4	89.8	15.64	0.0	31.5
	18:00	867	12.0	-9.2	91.0	15.64	0.0	31.6
	19:00	867	12.2	-9.0	93.2	15.65	0.0	32.2
	20:00	867	12.2	-9.0	93.1	15.65	0.0	32.3
	21:00	867	12.3	-8.9	93.2	15.66	0.0	32.6
	22:00	867	11.9	-8.9	95.2	15.66	0.0	31.7
	23:00	867	12.1	-8.6	96.4	15.66	0.0	32.2
	0:00	867	12.2	-8.7	96.8	15.66	0.0	32.5
AVE		867	12.1	-8.9	94.5	15.65	0.0	32.0
SUM								
MAX		867	12.4	-8.2	101.14	15.67	0.0	32.9
MIN		867	11.7	-9.7	86.22	15.59	0.0	30.9

DAILY REPORT OF GAS TURBINE GENERATOR OPERATION

DATE: 01 January, '23

2TX.PV 1SAAAI2001.PV 1SAAAI2002.PV 1SAAAI2003.PV 1SAAAI2004.PV 1SAAAI2005.PV 2NOX7PO2.PV								
ITEM	Time	AVERAGE EXHAUST TEMP	NOx STACK HRSG 2	SO2 STACK HRSG 2	CO STACK HRSG 2	O2 STACK HRSG 2	OPACITY STACK HRSG 2	NOX (7% O2) HRSG2
DATA		(AVR)	(AVR)	(AVR)	(AVR)	(AVR)	(AVR)	(AVR)
TAG NAME		21X	1SAAAI2001	1SAAAI2002	1SAAAI2003	1SAAAI2004	1SAAAI2005	2NOX7PO2
UNIT		degC	ppm	ppm	ppm	%O2	%	ppm
	1:00	862	10.0	-9.3	37.3	4.91	0.3	8.7
	2:00	862	10.0	-9.1	38.6	4.73	0.3	8.6
	3:00	862	10.2	-9.1	37.5	4.54	0.3	8.7
	4:00	862	10.0	-9.2	36.8	4.36	0.3	8.4
	5:00	863	10.3	-9.1	35.8	4.17	0.3	8.6
	6:00	862	10.2	-9.1	36.9	4.00	0.3	8.4
	7:00	863	10.2	-9.1	35.8	3.84	0.4	8.3
	8:00	863	10.4	-9.0	35.8	3.68	0.4	8.4
	9:00	863	10.1	-9.3	35.5	3.52	0.4	8.1
	10:00	862	9.8	-9.4	35.8	3.37	0.4	7.8
	11:00	862	9.5	-9.6	35.4	3.22	0.3	7.5
	12:00	862	9.5	-9.9	35.3	3.05	0.3	7.4
	13:00	862	9.6	-10.1	36.2	2.94	0.3	7.4
	14:00	862	9.6	-10.4	35.2	2.82	0.3	7.4
	15:00	862	9.5	-10.5	35.0	2.70	0.3	7.2
	16:00	862	9.0	-10.4	35.6	2.59	0.3	6.8
	17:00	862	9.1	-10.4	33.4	2.49	0.3	6.9
	18:00	864	10.2	-10.2	32.3	2.37	0.3	7.6
	19:00	862	9.2	-10.1	33.7	2.28	0.3	6.9
	20:00	862	9.4	-9.9	34.2	2.19	0.3	7.0
	21:00	862	9.3	-9.9	35.1	2.10	0.3	6.9
	22:00	862	9.4	-9.8	35.0	2.03	0.3	6.9
	23:00	862	9.8	-9.6	35.5	1.96	0.3	7.2
	0:00	862	9.8	-9.5	35.2	1.89	0.3	7.1
AVE		862	9.8	-9.7	35.5	3.16	0.3	7.7
SUM								
MAX		864	10.4	-9.0	38.59	4.91	0.4	8.7
MIN		862	9.0	-10.5	32.30	1.89	0.3	6.8

DAILY REPORT OF GAS TURBINE GENERATOR OPERATION

02 January, '23

ITEM	Time	AVERAGE EXHAUST TEMP	NOx STACK HRSG 2	SO2 STACK HRSG 2	CO STACK HRSG 2	O2 STACK HRSG 2	OPACITY STACK HRSG 2	NOX (7% O2) HRSG2
DATA		(AVR)	(AVR)	(AVR)	(AVR)	(AVR)	(AVR)	(AVR)
TAG NAME		2TX	1SAAAI2001	1SAAAI2002	1SAAAI2003	1SAAAI2004	1SAAAI2005	2NOX7P02
UNIT		degC	ppm	ppm	ppm	%O2	%	ppm
	1:00	862	9.9	-9.5	34.4	1.82	0.3	7.2
	2:00	862	9.8	-9.4	35.4	1.77	0.3	7.1
	3:00	862	9.8	-9.3	37.3	1.72	0.3	7.1
	4:00	862	9.9	-9.3	37.0	1.67	0.3	7.1
	5:00	862	10.0	-9.3	35.1	1.63	0.3	7.2
	6:00	862	9.9	-9.2	36.2	1.58	0.3	7.1
	7:00	862	9.9	-9.2	35.8	1.53	0.3	7.1
	8:00	862	10.1	-9.2	35.4	1.48	0.3	7.2
	9:00	862	9.9	-9.5	33.8	1.45	0.3	7.1
	10:00	862	10.0	-9.5	34.4	1.42	0.3	7.1
	11:00	862	9.5	-9.8	34.9	1.38	0.3	6.8
	12:00	862	9.4	-9.9	35.1	1.37	0.3	6.7
	13:00	862	9.4	-9.9	35.1	1.37	0.3	6.7
	14:00	862	9.4	-9.8	35.1	1.37	0.3	6.7
	15:00	862	9.4	-9.8	35.1	1.37	0.3	6.7
	16:00	862	9.4	-9.8	35.1	1.37	0.3	6.7
	17:00	862	9.4	-9.8	35.2	1.37	0.3	6.7
	18:00	864	9.4	-9.8	35.2	1.37	0.3	6.7
	19:00	863	9.4	-9.8	35.2	1.37	0.3	6.7
	20:00	862	9.4	-9.8	35.2	1.37	0.3	6.7
	21:00	862	9.4	-9.8	35.2	1.37	0.3	6.7
	22:00	862	9.4	-9.8	35.2	1.37	0.3	6.7
	23:00	862	9.4	-9.8	35.2	1.37	0.3	6.7
	0:00	862	9.4	-9.8	35.2	1.37	0.3	6.7
AVE		862	9.6	-9.6	35.3	1.47	0.3	6.9
SUM								
MAX		864	10.1	-9.2	37.29	1.82	0.3	7.2
MIN		862	9.4	-9.9	33.80	1.37	0.3	6.7

DAILY REPORT OF GAS TURBINE GENERATOR OPERATION

03 January, '23

ITEM	Time	AVERAGE EXHAUST TEMP	NOx STACK HRSG 2	SO2 STACK HRSG 2	CO STACK HRSG 2	O2 STACK HRSG 2	OPACITY STACK HRSG 2	NOX (7% O2) HRSG2
DATA		(AVR)	(AVR)	(AVR)	(AVR)	(AVR)	(AVR)	(AVR)
TAG NAME		2TX	1SAAAI2001	1SAAAI2002	1SAAAI2003	1SAAAI2004	1SAAAI2005	2NOX7P02
UNIT		degC	ppm	ppm	ppm	%O2	%	ppm
	1:00	862	9.4	-9.8	35.2	1.37	0.3	6.7
	2:00	863	9.4	-9.8	35.2	1.37	0.3	6.7
	3:00	863	9.4	-9.8	35.2	1.37	0.3	6.7
	4:00	863	9.4	-9.8	35.2	1.37	0.3	6.7
	5:00	863	9.4	-9.8	35.2	1.37	0.3	6.7
	6:00	863	9.4	-9.8	35.2	1.37	0.3	6.7
	7:00	863	9.4	-9.8	35.2	1.37	0.3	6.7
	8:00	863	9.4	-9.8	35.2	1.37	0.3	6.7
	9:00	863	9.4	-9.8	35.2	1.37	0.3	6.7
	10:00	862	9.4	-9.8	35.2	1.37	0.3	6.7
	11:00	862	9.4	-9.8	35.2	1.37	0.3	6.7
	12:00	862	9.4	-9.8	35.2	1.37	0.3	6.7
	13:00	862	9.4	-9.8	35.2	1.37	0.3	6.7
	14:00	862	9.4	-9.8	35.2	1.37	0.3	6.7
	15:00	862	9.4	-9.8	35.2	1.37	0.3	6.7
	16:00	862	9.4	-9.8	35.2	1.37	0.3	6.7
	17:00	862	9.4	-9.8	35.2	1.37	0.3	6.7
	18:00	863	9.4	-9.8	35.2	1.37	0.3	6.7
	19:00	863	9.4	-9.8	35.2	1.37	0.3	6.7
	20:00	862	9.4	-9.8	35.2	1.37	0.3	6.7
	21:00	862	9.4	-9.8	35.2	1.37	0.3	6.7
	22:00	862	9.4	-9.8	35.2	1.37	0.3	6.7
	23:00	862	9.4	-9.8	35.2	1.37	0.3	6.7
	0:00	862	9.4	-9.8	35.2	1.37	0.3	6.7
AVE		862	9.4	-9.8	35.2	1.37	0.3	6.7
SUM								
MAX		863	9.4	-9.8	35.17	1.37	0.3	6.7
MIN		862	9.4	-9.8	35.17	1.37	0.3	6.7

DAILY REPORT OF GAS TURBINE GENERATOR OPERATION

04 January, '23

ITEM	Time	AVERAGE EXHAUST TEMP	NOx STACK HRSG 2	SO2 STACK HRSG 2	CO STACK HRSG 2	O2 STACK HRSG 2	OPACITY STACK HRSG 2	NOX (7% O2) HRSG2
DATA		(AVR)	(AVR)	(AVR)	(AVR)	(AVR)	(AVR)	(AVR)
TAG NAME		21 X	1SAAA12001	1SAAA12002	1SAAA12003	1SAAA12004	1SAAA12005	2NOX7P02
UNIT		degC	ppm	ppm	ppm	%O2	%	ppm
	1:00	862	9.4	-9.8	35.2	1.37	0.3	6.7
	2:00	862	9.4	-9.8	35.2	1.37	0.3	6.7
	3:00	862	9.4	-9.8	35.2	1.37	0.3	6.7
	4:00	862	9.4	-9.8	35.2	1.37	0.3	6.7
	5:00	862	9.4	-9.8	35.2	1.37	0.3	6.7
	6:00	862	9.4	-9.8	35.2	1.37	0.3	6.7
	7:00	862	9.4	-9.8	35.2	1.37	0.3	6.7
	8:00	862	9.4	-9.8	35.2	1.37	0.3	6.7
	9:00	862	9.4	-9.8	35.2	1.37	0.3	6.7
	10:00	862	9.4	-9.8	35.2	1.37	0.3	6.7
	11:00	862	9.4	-9.8	35.2	1.37	0.3	6.7
	12:00	862	9.4	-9.8	35.2	1.37	0.3	6.7
	13:00	861	9.4	-9.8	35.2	1.37	0.3	6.7
	14:00	861	9.4	-9.8	35.2	1.37	0.3	6.7
	15:00	861	9.4	-9.8	35.2	1.37	0.3	6.7
	16:00	861	9.4	-9.8	35.2	1.37	0.3	6.7
	17:00	862	9.4	-9.8	35.2	1.37	0.3	6.7
	18:00	862	9.4	-9.8	35.2	1.37	0.3	6.7
	19:00	864	9.4	-9.8	35.2	1.37	0.3	6.7
	20:00	861	9.4	-9.8	35.2	1.37	0.3	6.7
	21:00	861	9.4	-9.8	35.2	1.37	0.3	6.7
	22:00	862	9.4	-9.8	35.2	1.37	0.3	6.7
	23:00	862	9.4	-9.8	35.2	1.37	0.3	6.7
	0:00	862	9.4	-9.8	35.2	1.37	0.3	6.7
AVE		862	9.4	-9.8	35.2	1.37	0.3	6.7
SUM								
MAX		864	9.4	-9.8	35.17	1.37	0.3	6.7
MIN		861	9.4	-9.8	35.17	1.37	0.3	6.7

DAILY REPORT OF GAS TURBINE GENERATOR OPERATION

05 January, '23

ITEM	Time	AVERAGE EXHAUST TEMP	NOx STACK HRSG 2	SO2 STACK HRSG 2	CO STACK HRSG 2	O2 STACK HRSG 2	OPACITY STACK HRSG 2	NOX (7% O2) HRSG2
DATA		(AVR)	(AVR)	(AVR)	(AVR)	(AVR)	(AVR)	(AVR)
TAG NAME		21X	1SAAA12001	1SAAA12002	1SAAA12003	1SAAA12004	1SAAA12005	2NOX7P02
UNIT		degC	ppm	ppm	ppm	%O2	%	ppm
	1:00	862	9.4	-9.8	35.2	1.37	0.3	6.7
	2:00	862	9.4	-9.8	35.2	1.37	0.3	6.7
	3:00	862	9.4	-9.8	35.2	1.37	0.3	6.7
	4:00	862	9.4	-9.8	35.2	1.37	0.3	6.7
	5:00	862	9.4	-9.8	35.2	1.37	0.3	6.7
	6:00	862	9.4	-9.8	35.2	1.37	0.3	6.7
	7:00	862	9.4	-9.8	35.2	1.37	0.3	6.7
	8:00	862	9.4	-9.8	35.2	1.37	0.3	6.7
	9:00	862	9.4	-9.8	35.2	1.37	0.3	6.7
	10:00	862	9.4	-9.8	35.2	1.37	0.3	6.7
	11:00	862	9.4	-9.8	35.2	1.37	0.3	6.7
	12:00	862	9.4	-9.8	35.2	1.37	0.3	6.7
	13:00	862	9.4	-9.8	35.2	1.37	0.3	6.7
	14:00	861	9.4	-9.8	35.2	1.37	0.3	6.7
	15:00	861	9.4	-9.8	35.2	1.37	0.3	6.7
	16:00	861	9.4	-9.8	35.2	1.37	0.3	6.7
	17:00	861	9.4	-9.8	35.2	1.37	0.3	6.7
	18:00	862	9.4	-9.8	35.2	1.37	0.3	6.7
	19:00	864	9.4	-9.8	35.2	1.37	0.3	6.7
	20:00	862	9.4	-9.8	35.2	1.37	0.3	6.7
	21:00	862	9.4	-9.8	35.2	1.37	0.3	6.7
	22:00	862	9.4	-9.8	35.2	1.37	0.3	6.7
	23:00	862	9.4	-9.8	35.2	1.37	0.3	6.7
	0:00	862	9.4	-9.8	35.2	1.37	0.3	6.7
AVE		862	9.4	-9.8	35.2	1.37	0.3	6.7
SUM								
MAX		864	9.4	-9.8	35.17	1.37	0.3	6.7
MIN		861	9.4	-9.8	35.17	1.37	0.3	6.7

DAILY REPORT OF GAS TURBINE GENERATOR OPERATION

06 January, '23

ITEM	Time	AVERAGE EXHAUST TEMP	NOx STACK HRSG 2	SO2 STACK HRSG 2	CO STACK HRSG 2	O2 STACK HRSG 2	OPACITY STACK HRSG 2	NOX (7% O2) HRSG2
DATA		(AVR)	(AVR)	(AVR)	(AVR)	(AVR)	(AVR)	(AVR)
TAG NAME		2TX	15AAA12001	15AAA12002	15AAA12003	15AAA12004	15AAA12005	2NOX7P02
UNIT		degC	ppm	ppm	ppm	%O2	%	ppm
	1:00	862	9.4	-9.8	35.2	1.37	0.3	6.7
	2:00	862	9.4	-9.8	35.2	1.37	0.3	6.7
	3:00	862	9.4	-9.8	35.2	1.37	0.3	6.7
	4:00	862	9.4	-9.8	35.2	1.37	0.3	6.7
	5:00	862	9.4	-9.8	35.2	1.37	0.3	6.7
	6:00	862	9.4	-9.8	35.2	1.37	0.3	6.7
	7:00	862	9.4	-9.8	35.2	1.37	0.3	6.7
	8:00	862	9.4	-9.8	35.2	1.37	0.3	6.7
	9:00	862	9.4	-9.8	35.2	1.37	0.3	6.7
	10:00	862	9.4	-9.8	35.2	1.37	0.3	6.7
	11:00	862	9.4	-9.8	35.2	1.37	0.3	6.7
	12:00	862	9.4	-9.8	35.2	1.37	0.3	6.7
	13:00	862	9.4	-9.8	35.2	1.37	0.3	6.7
	14:00	862	9.4	-9.8	35.2	1.37	0.3	6.7
	15:00	862	9.4	-9.8	35.2	1.37	0.3	6.7
	16:00	862	9.4	-9.8	35.2	1.37	0.3	6.7
	17:00	862	9.4	-9.8	35.2	1.37	0.3	6.7
	18:00	862	9.4	-9.8	35.2	1.37	0.3	6.7
	19:00	864	9.4	-9.8	35.2	1.37	0.3	6.7
	20:00	862	9.4	-9.8	35.2	1.37	0.3	6.7
	21:00	862	9.4	-9.8	35.2	1.37	0.3	6.7
	22:00	862	9.4	-9.8	35.2	1.37	0.3	6.7
	23:00	862	9.4	-9.8	35.2	1.37	0.3	6.7
	0:00	862	9.4	-9.8	35.2	1.37	0.3	6.7
AVE		862	9.4	-9.8	35.2	1.37	0.3	6.7
SUM								
MAX		864	9.4	-9.8	35.17	1.37	0.3	6.7
MIN		862	9.4	-9.8	35.17	1.37	0.3	6.7

DAILY REPORT OF GAS TURBINE GENERATOR OPERATION

07 January, '23

ITEM	Time	AVERAGE EXHAUST TEMP	NOx STACK HRSG 2	SO2 STACK HRSG 2	CO STACK HRSG 2	O2 STACK HRSG 2	OPACITY STACK HRSG 2	NOX (7% O2) HRSG2
DATA		(AVR)	(AVR)	(AVR)	(AVR)	(AVR)	(AVR)	(AVR)
TAG NAME		2TX	15AAA12001	15AAA12002	15AAA12003	15AAA12004	15AAA12005	2NOX7P02
UNIT		degC	ppm	ppm	ppm	%O2	%	ppm
	1:00	862	9.4	-9.8	35.2	1.37	0.3	6.7
	2:00	862	9.4	-9.8	35.2	1.37	0.3	6.7
	3:00	862	9.4	-9.8	35.2	1.37	0.3	6.7
	4:00	862	9.4	-9.8	35.2	1.37	0.3	6.7
	5:00	862	9.4	-9.8	35.2	1.37	0.3	6.7
	6:00	862	9.4	-9.8	35.2	1.37	0.3	6.7
	7:00	862	9.4	-9.8	35.2	1.37	0.3	6.7
	8:00	862	9.4	-9.8	35.2	1.37	0.3	6.7
	9:00	862	9.4	-9.8	35.2	1.37	0.3	6.7
	10:00	862	9.4	-9.8	35.2	1.37	0.3	6.7
	11:00	862	9.4	-9.8	35.2	1.37	0.3	6.7
	12:00	862	9.4	-9.8	35.2	1.37	0.3	6.7
	13:00	862	9.4	-9.8	35.2	1.37	0.3	6.7
	14:00	861	9.4	-9.8	35.2	1.37	0.3	6.7
	15:00	862	9.4	-9.8	35.2	1.37	0.3	6.7
	16:00	862	9.4	-9.8	35.2	1.37	0.3	6.7
	17:00	862	9.4	-9.8	35.2	1.37	0.3	6.7
	18:00	863	9.4	-9.8	35.2	1.37	0.3	6.7
	19:00	863	9.4	-9.8	35.2	1.37	0.3	6.7
	20:00	862	9.4	-9.8	35.2	1.37	0.3	6.7
	21:00	862	9.4	-9.8	35.2	1.37	0.3	6.7
	22:00	862	9.4	-9.8	35.2	1.37	0.3	6.7
	23:00	862	9.4	-9.8	35.2	1.37	0.3	6.7
	0:00	862	9.4	-9.8	35.2	1.37	0.3	6.7
AVE		862	9.4	-9.8	35.2	1.37	0.3	6.7
SUM								
MAX		863	9.4	-9.8	35.17	1.37	0.3	6.7
MIN		861	9.4	-9.8	35.17	1.37	0.3	6.7

DAILY REPORT OF GAS TURBINE GENERATOR OPERATION

08 January , ' 23

ITEM	Time	AVERAGE EXHAUST TEMP	NOx STACK HRSG 2	SO2 STACK HRSG 2	CO STACK HRSG 2	O2 STACK HRSG 2	OPACITY STACK HRSG 2	NOX (7% O2) HRSG2
DATA		(AVR)	(AVR)	(AVR)	(AVR)	(AVR)	(AVR)	(AVR)
TAG NAME		2TX	1SAAA12001	1SAAA12002	1SAAA12003	1SAAA12004	1SAAA12005	2NOX7PO2
UNIT		degC	ppm	ppm	ppm	%O2	%	ppm
	1:00	862	9.4	-9.8	35.2	1.37	0.3	6.7
	2:00	862	9.4	-9.8	35.2	1.37	0.3	6.7
	3:00	862	9.4	-9.8	35.2	1.37	0.3	6.7
	4:00	862	9.4	-9.8	35.2	1.37	0.3	6.7
	5:00	862	9.4	-9.8	35.2	1.37	0.3	6.7
	6:00	862	9.4	-9.8	35.2	1.37	0.3	6.7
	7:00	862	9.4	-9.8	35.2	1.37	0.3	6.7
	8:00	862	9.4	-9.8	35.2	1.37	0.3	6.7
	9:00	862	9.4	-9.8	35.2	1.37	0.3	6.7
	10:00	862	9.4	-9.8	35.2	1.37	0.3	6.7
	11:00	862	9.4	-9.8	35.2	1.37	0.3	6.7
	12:00	862	9.4	-9.8	35.2	1.37	0.3	6.7
	13:00	862	9.4	-9.8	35.2	1.37	0.3	6.7
	14:00	862	9.4	-9.8	35.2	1.37	0.3	6.7
	15:00	862	9.4	-9.8	35.2	1.37	0.3	6.7
	16:00	862	9.4	-9.8	35.2	1.37	0.3	6.7
	17:00	862	9.4	-9.8	35.2	1.37	0.3	6.7
	18:00	862	9.4	-9.8	35.2	1.37	0.3	6.7
	19:00	864	9.4	-9.8	35.2	1.37	0.3	6.7
	20:00	862	9.4	-9.8	35.2	1.37	0.3	6.7
	21:00	862	9.4	-9.8	35.2	1.37	0.3	6.7
	22:00	862	9.4	-9.8	35.2	1.37	0.3	6.7
	23:00	862	9.4	-9.8	35.2	1.37	0.3	6.7
	0:00	862	9.4	-9.8	35.2	1.37	0.3	6.7
AVE		862	9.4	-9.8	35.2	1.37	0.3	6.7
SUM								
MAX		864	9.4	-9.8	35.17	1.37	0.3	6.7
MIN		862	9.4	-9.8	35.17	1.37	0.3	6.7

DAILY REPORT OF GAS TURBINE GENERATOR OPERATION

09 January , ' 23

ITEM	Time	AVERAGE EXHAUST TEMP	NOx STACK HRSG 2	SO2 STACK HRSG 2	CO STACK HRSG 2	O2 STACK HRSG 2	OPACITY STACK HRSG 2	NOX (7% O2) HRSG2
DATA		(AVR)	(AVR)	(AVR)	(AVR)	(AVR)	(AVR)	(AVR)
TAG NAME		2TX	1SAAA12001	1SAAA12002	1SAAA12003	1SAAA12004	1SAAA12005	2NOX7PO2
UNIT		degC	ppm	ppm	ppm	%O2	%	ppm
	1:00	862	9.4	-9.8	35.2	1.37	0.3	6.7
	2:00	862	9.4	-9.8	35.2	1.37	0.3	6.7
	3:00	862	9.4	-9.8	35.2	1.37	0.3	6.7
	4:00	862	9.4	-9.8	35.2	1.37	0.3	6.7
	5:00	862	9.4	-9.8	35.2	1.37	0.3	6.7
	6:00	862	9.4	-9.8	35.2	1.37	0.3	6.7
	7:00	862	9.4	-9.8	35.2	1.37	0.3	6.7
	8:00	862	9.4	-9.8	35.2	1.37	0.3	6.7
	9:00	862	9.4	-9.8	35.2	1.37	0.3	6.7
	10:00	862	9.4	-9.8	35.2	1.37	0.3	6.7
	11:00	862	9.4	-9.8	35.2	1.37	0.3	6.7
	12:00	862	9.4	-9.8	35.2	1.37	0.3	6.7
	13:00	862	9.4	-9.8	35.2	1.37	0.3	6.7
	14:00	862	9.4	-9.8	35.2	1.37	0.3	6.7
	15:00	862	9.4	-9.8	35.2	1.37	0.3	6.7
	16:00	862	9.4	-9.8	35.2	1.37	0.3	6.7
	17:00	862	9.4	-9.8	35.2	1.37	0.3	6.7
	18:00	864	9.4	-9.8	35.2	1.37	0.3	6.7
	19:00	862	9.4	-9.8	35.2	1.37	0.3	6.7
	20:00	862	9.4	-9.8	35.2	1.37	0.3	6.7
	21:00	862	9.4	-9.8	35.2	1.37	0.3	6.7
	22:00	862	9.4	-9.8	35.2	1.37	0.3	6.7
	23:00	862	9.4	-9.8	35.2	1.37	0.3	6.7
	0:00	862	9.4	-9.8	35.2	1.37	0.3	6.7
AVE		862	9.4	-9.8	35.2	1.37	0.3	6.7
SUM								
MAX		864	9.4	-9.8	35.17	1.37	0.3	6.7
MIN		862	9.4	-9.8	35.17	1.37	0.3	6.7

DAILY REPORT OF GAS TURBINE GENERATOR OPERATION

10 January, '23

ITEM	Time	AVERAGE EXHAUST TEMP	NOx STACK HRSG 2	SO2 STACK HRSG 2	CO STACK HRSG 2	O2 STACK HRSG 2	OPACITY STACK HRSG 2	NOX (7% O2) HRSG2
DATA		(AVR)	(AVR)	(AVR)	(AVR)	(AVR)	(AVR)	(AVR)
TAG NAME		ZTX	1SAAAI2001	1SAAAI2002	1SAAAI2003	1SAAAI2004	1SAAAI2005	2NOX7P02
UNIT		degC	ppm	ppm	ppm	%O2	%	ppm
	1:00	862	9.4	-9.8	35.2	1.37	0.3	6.7
	2:00	862	9.4	-9.8	35.2	1.37	0.3	6.7
	3:00	862	9.4	-9.8	35.2	1.37	0.3	6.7
	4:00	862	9.4	-9.8	35.2	1.37	0.3	6.7
	5:00	862	9.4	-9.8	35.2	1.37	0.3	6.7
	6:00	862	9.4	-9.8	35.2	1.37	0.3	6.7
	7:00	862	9.4	-9.8	35.2	1.37	0.3	6.7
	8:00	862	9.4	-9.8	35.2	1.37	0.3	6.7
	9:00	862	9.4	-9.8	35.2	1.37	0.3	6.7
	10:00	862	9.4	-9.8	35.2	1.37	0.3	6.7
	11:00	862	9.4	-9.8	35.2	1.37	0.3	6.7
	12:00	862	9.4	-9.8	35.2	1.37	0.3	6.7
	13:00	862	9.4	-9.8	35.2	1.37	0.3	6.7
	14:00	862	9.4	-9.8	35.2	1.37	0.3	6.7
	15:00	862	9.4	-9.8	35.2	1.37	0.3	6.7
	16:00	862	9.4	-9.8	35.2	1.37	0.3	6.7
	17:00	862	9.4	-9.8	35.2	1.37	0.3	6.7
	18:00	864	9.4	-9.8	35.2	1.37	0.3	6.7
	19:00	862	9.4	-9.8	35.2	1.37	0.3	6.7
	20:00	862	9.4	-9.8	35.2	1.37	0.3	6.7
	21:00	862	9.4	-9.8	35.2	1.37	0.3	6.7
	22:00	862	9.4	-9.8	35.2	1.37	0.3	6.7
	23:00	862	9.4	-9.8	35.2	1.37	0.3	6.7
	0:00	862	9.4	-9.8	35.2	1.37	0.3	6.7
AVE		862	9.4	-9.8	35.2	1.37	0.3	6.7
SUM								
MAX		864	9.4	-9.8	35.17	1.37	0.3	6.7
MIN		862	9.4	-9.8	35.17	1.37	0.3	6.7

DAILY REPORT OF GAS TURBINE GENERATOR OPERATION

11 January, '23

ITEM	Time	AVERAGE EXHAUST TEMP	NOx STACK HRSG 2	SO2 STACK HRSG 2	CO STACK HRSG 2	O2 STACK HRSG 2	OPACITY STACK HRSG 2	NOX (7% O2) HRSG2
DATA		(AVR)	(AVR)	(AVR)	(AVR)	(AVR)	(AVR)	(AVR)
TAG NAME		ZTX	1SAAAI2001	1SAAAI2002	1SAAAI2003	1SAAAI2004	1SAAAI2005	2NOX7P02
UNIT		degC	ppm	ppm	ppm	%O2	%	ppm
	1:00	862	9.4	-9.8	35.2	1.37	0.3	6.7
	2:00	862	9.4	-9.8	35.2	1.37	0.3	6.7
	3:00	862	9.4	-9.8	35.2	1.37	0.3	6.7
	4:00	862	9.4	-9.8	35.2	1.37	0.3	6.7
	5:00	862	9.4	-9.8	35.2	1.37	0.3	6.7
	6:00	862	9.4	-9.8	35.2	1.37	0.3	6.7
	7:00	862	9.4	-9.8	35.2	1.37	0.3	6.7
	8:00	862	9.4	-9.8	35.2	1.37	0.3	6.7
	9:00	862	9.4	-9.8	35.2	1.37	0.3	6.7
	10:00	862	9.4	-9.8	35.2	1.37	0.3	6.7
	11:00	862	9.4	-9.8	35.2	1.37	0.3	6.7
	12:00	862	9.4	-9.8	35.2	1.37	0.3	6.7
	13:00	862	9.4	-9.8	35.2	1.37	0.3	6.7
	14:00	862	9.4	-9.8	35.2	1.37	0.3	6.7
	15:00	862	9.4	-9.8	35.2	1.37	0.3	6.7
	16:00	862	9.4	-9.8	35.2	1.37	0.3	6.7
	17:00	862	9.4	-9.8	35.2	1.37	0.3	6.7
	18:00	864	9.4	-9.8	35.2	1.37	0.3	6.7
	19:00	862	9.4	-9.8	35.2	1.37	0.3	6.7
	20:00	862	9.4	-9.8	35.2	1.37	0.3	6.7
	21:00	862	9.4	-9.8	35.2	1.37	0.3	6.7
	22:00	862	9.4	-9.8	35.2	1.37	0.3	6.7
	23:00	862	9.4	-9.8	35.2	1.37	0.3	6.7
	0:00	862	9.4	-9.8	35.2	1.37	0.3	6.7
AVE		862	9.4	-9.8	35.2	1.37	0.3	6.7
SUM								
MAX		864	9.4	-9.8	35.17	1.37	0.3	6.7
MIN		862	9.4	-9.8	35.17	1.37	0.3	6.7

DAILY REPORT OF GAS TURBINE GENERATOR OPERATION

12 January , ' 23

ITEM	Time	AVERAGE EXHAUST TEMP	NOx STACK HRSG 2	SO2 STACK HRSG 2	CO STACK HRSG 2	O2 STACK HRSG 2	OPACITY STACK HRSG 2	NOX (7% O2) HRSG2
DATA		(AVR)	(AVR)	(AVR)	(AVR)	(AVR)	(AVR)	(AVR)
TAG NAME		2TX	1SAAAI2001	1SAAAI2002	1SAAAI2003	1SAAAI2004	1SAAAI2005	2NOX7PO2
UNIT		degC	ppm	ppm	ppm	%O2	%	ppm
	1:00	862	9.4	-9.8	35.2	1.37	0.3	6.7
	2:00	862	9.4	-9.8	35.2	1.37	0.3	6.7
	3:00	862	9.4	-9.8	35.2	1.37	0.3	6.7
	4:00	862	9.4	-9.8	35.2	1.37	0.3	6.7
	5:00	862	9.4	-9.8	35.2	1.37	0.3	6.7
	6:00	862	9.4	-9.8	35.2	1.37	0.3	6.7
	7:00	862	9.4	-9.8	35.2	1.37	0.3	6.7
	8:00	862	9.4	-9.8	35.2	1.37	0.3	6.7
	9:00	862	9.4	-9.8	35.2	1.37	0.3	6.7
	10:00	862	9.4	-9.8	35.2	1.37	0.3	6.7
	11:00	862	9.4	-9.8	35.2	1.37	0.3	6.7
	12:00	862	9.4	-9.8	35.2	1.37	0.3	6.7
	13:00	861	9.4	-9.8	35.2	1.37	0.3	6.7
	14:00	862	9.4	-9.8	35.2	1.37	0.3	6.7
	15:00	862	9.4	-9.8	35.2	1.37	0.3	6.7
	16:00	862	9.4	-9.8	35.2	1.37	0.3	6.7
	17:00	862	14.1	-6.6	27.6	10.07	0.3	29.0
	18:00	864	17.6	-4.9	22.6	15.45	0.3	44.8
	19:00	862	17.2	-4.9	23.4	15.45	0.3	43.7
	20:00	862	17.1	-4.7	23.6	15.44	0.3	43.5
	21:00	862	17.0	-4.5	24.2	15.45	0.3	43.4
	22:00	862	17.0	-4.4	24.8	15.47	0.3	43.4
	23:00	862	17.1	-4.3	24.6	15.47	0.3	43.7
	0:00	862	17.1	-4.3	24.8	15.47	0.3	43.8
AVE		862	11.8	-8.1	31.6	5.84	0.3	18.4
SUM								
MAX		864	17.6	-4.3	35.17	15.47	0.3	44.8
MIN		861	9.4	-9.8	22.58	1.37	0.3	6.7

DAILY REPORT OF GAS TURBINE GENERATOR OPERATION

13 January , ' 23

ITEM	Time	AVERAGE EXHAUST TEMP	NOx STACK HRSG 2	SO2 STACK HRSG 2	CO STACK HRSG 2	O2 STACK HRSG 2	OPACITY STACK HRSG 2	NOX (7% O2) HRSG2
DATA		(AVR)	(AVR)	(AVR)	(AVR)	(AVR)	(AVR)	(AVR)
TAG NAME		2TX	1SAAAI2001	1SAAAI2002	1SAAAI2003	1SAAAI2004	1SAAAI2005	2NOX7PO2
UNIT		degC	ppm	ppm	ppm	%O2	%	ppm
	1:00	862	17.0	-4.3	24.4	15.48	0.3	43.5
	2:00	862	17.0	-4.2	24.6	15.48	0.3	43.7
	3:00	862	17.0	-4.3	24.5	15.48	0.3	43.6
	4:00	862	17.1	-4.2	24.6	15.48	0.3	43.8
	5:00	862	17.2	-4.1	24.4	15.45	0.3	44.0
	6:00	862	17.4	-4.0	24.6	15.48	0.3	44.6
	7:00	862	17.5	-4.0	24.5	15.48	0.3	44.9
	8:00	862	17.4	-4.0	25.3	15.49	0.3	44.7
	9:00	862	17.3	-4.2	24.3	15.49	0.3	44.3
	10:00	862	17.5	-4.4	23.2	15.49	0.3	45.0
	11:00	862	17.5	-4.6	23.2	15.47	0.3	45.0
	12:00	862	17.6	-4.9	23.1	15.46	0.3	45.0
	13:00	862	17.6	-4.9	23.0	15.46	0.3	45.0
	14:00	862	17.9	-4.9	22.8	15.47	0.3	45.8
	15:00	862	18.0	-5.1	22.7	15.45	0.3	45.8
	16:00	862	17.9	-5.1	22.8	15.46	0.3	45.7
	17:00	862	17.9	-5.1	22.6	15.46	0.3	45.5
	18:00	864	18.7	-4.9	22.8	15.43	0.3	47.6
	19:00	863	18.8	-4.7	22.9	15.43	0.3	47.7
	20:00	862	17.9	-4.5	23.6	15.48	0.3	45.9
	21:00	862	17.8	-4.5	24.3	15.48	0.3	45.8
	22:00	862	17.8	-4.4	24.6	15.49	0.3	45.7
	23:00	862	17.8	-4.3	24.6	15.49	0.3	45.7
	0:00	862	17.8	-4.2	25.0	15.49	0.3	45.7
AVE		862	17.6	-4.5	23.9	15.47	0.3	45.2
SUM								
MAX		864	18.8	-4.0	25.27	15.49	0.3	47.7
MIN		862	17.0	-5.1	22.62	15.43	0.3	43.5

DAILY REPORT OF GAS TURBINE GENERATOR OPERATION

14 January, '23

ITEM	Time	AVERAGE EXHAUST TEMP	NOx STACK HRSG 2	SO2 STACK HRSG 2	CO STACK HRSG 2	O2 STACK HRSG 2	OPACITY STACK HRSG 2	NOX (7% O2) HRSG2
DATA		(AVR)	(AVR)	(AVR)	(AVR)	(AVR)	(AVR)	(AVR)
TAG NAME		2TX	1SAAAI2001	1SAAAI2002	1SAAAI2003	1SAAAI2004	1SAAAI2005	2NOX7PO2
UNIT		degC	ppm	ppm	ppm	%O2	%	ppm
	1:00	862	17.8	-4.2	24.9	15.50	0.3	45.8
	2:00	862	17.6	-4.2	24.6	15.50	0.3	45.2
	3:00	302	7.5	-1.8	24.2	18.98	0.3	-171.8
	4:00	44	0.5	-4.2	1.0	21.27	0.3	665.4
	5:00	42	0.6	-4.2	1.6	21.28	0.3	-98.9
	6:00	21	0.5	-4.2	1.3	21.27	0.3	1.0
	7:00	11	0.5	-4.1	1.7	21.28	0.3	10.7
	8:00	12	0.7	-4.1	1.1	21.28	0.3	-16.7
	9:00	15	0.5	-4.2	1.1	21.28	0.3	4.8
	10:00	1	-0.4	-4.7	0.5	21.37	0.3	16.3
	11:00	-4	-0.8	-4.9	0.3	21.39	0.3	23.7
	12:00	-4	-0.8	-4.9	0.4	21.39	0.3	23.7
	13:00	-4	0.8	-4.9	0.4	21.39	0.3	23.7
	14:00	0	-0.8	-4.9	0.4	21.39	0.3	23.7
	15:00	20	-0.8	-4.9	0.4	21.39	0.3	23.7
	16:00	42	-0.8	-4.9	0.4	21.39	0.3	23.7
	17:00	22	-0.8	-4.8	0.5	21.38	0.3	23.8
	18:00	22	-0.8	-4.8	0.5	21.38	0.3	23.8
	19:00	22	-0.8	-4.8	0.5	21.38	0.3	23.8
	20:00	21	-0.8	-4.8	0.5	21.38	0.3	23.8
	21:00	21	-0.8	-4.8	0.5	21.38	0.3	23.8
	22:00	20	-0.8	-4.8	0.5	21.38	0.3	23.8
	23:00	20	-0.8	-4.8	0.5	21.38	0.3	23.8
	0:00	20	-0.8	-4.8	0.5	21.38	0.3	23.8
AVE		100	1.4	-4.5	3.7	20.77	0.3	34.8
SUM								
MAX		862	17.8	-1.8	24.85	21.39	0.3	665.4
MIN		-4	-0.8	-4.9	0.34	15.50	0.3	-171.8

DAILY REPORT OF GAS TURBINE GENERATOR OPERATION

15 January, '23

ITEM	Time	AVERAGE EXHAUST TEMP	NOx STACK HRSG 2	SO2 STACK HRSG 2	CO STACK HRSG 2	O2 STACK HRSG 2	OPACITY STACK HRSG 2	NOX (7% O2) HRSG2
DATA		(AVR)	(AVR)	(AVR)	(AVR)	(AVR)	(AVR)	(AVR)
TAG NAME		2TX	1SAAAI2001	1SAAAI2002	1SAAAI2003	1SAAAI2004	1SAAAI2005	2NOX7PO2
UNIT		degC	ppm	ppm	ppm	%O2	%	ppm
	1:00	20	-0.8	-4.8	0.5	21.38	0.3	23.8
	2:00	20	-0.8	-4.8	0.5	21.38	0.3	23.8
	3:00	19	-0.8	-4.8	0.5	21.38	0.3	23.8
	4:00	20	0.8	-4.8	0.5	21.38	0.3	23.8
	5:00	25	-0.8	-4.8	0.5	21.38	0.3	23.8
	6:00	19	-0.8	-4.8	0.5	21.38	0.3	23.8
	7:00	19	-0.8	-4.8	0.5	21.38	0.3	23.8
	8:00	19	-0.8	-4.8	0.5	21.38	0.3	23.8
	9:00	19	-0.8	-4.8	0.5	21.38	0.3	23.8
	10:00	18	-0.8	-4.8	0.5	21.38	0.3	23.8
	11:00	17	0.8	-4.8	0.5	21.38	0.3	23.8
	12:00	17	-0.8	-4.8	0.5	21.38	0.3	23.8
	13:00	17	-0.8	-4.8	0.5	21.38	0.3	23.8
	14:00	16	-0.8	-4.8	0.5	21.38	0.3	23.8
	15:00	17	-0.8	-4.8	0.5	21.38	0.3	23.8
	16:00	18	-0.8	-4.8	0.5	21.38	0.3	23.8
	17:00	19	-0.8	-4.8	0.5	21.38	0.3	23.8
	18:00	18	0.8	-4.8	0.5	21.38	0.3	23.8
	19:00	96	-0.8	-4.8	0.5	21.38	0.3	23.8
	20:00	706	-0.8	-4.8	0.5	21.38	0.3	23.8
	21:00	865	-0.8	-4.8	0.5	21.38	0.3	23.8
	22:00	865	15.0	-4.7	5.8	16.31	0.3	42.3
	23:00	865	17.6	-4.6	7.0	15.52	0.3	45.4
	0:00	865	17.3	-4.6	6.9	15.53	0.3	44.7
AVE		192	1.4	-4.8	1.2	20.68	0.3	26.3
SUM								
MAX		865	17.6	-4.6	6.99	21.38	0.3	45.4
MIN		16	-0.8	-4.8	0.48	15.52	0.3	23.8

DAILY REPORT OF GAS TURBINE GENERATOR OPERATION

16 January , ' 23

ITEM	Time	AVERAGE EXHAUST TEMP	NOx STACK HRSG 2	SO2 STACK HRSG 2	CO STACK HRSG 2	O2 STACK HRSG 2	OPACITY STACK HRSG 2	NOX (7% O2) HRSG2
DATA		(AVR)	(AVR)	(AVR)	(AVR)	(AVR)	(AVR)	(AVR)
TAG NAME		2TX	1SAAAI2001	1SAAAI2002	1SAAAI2003	1SAAAI2004	1SAAAI2005	2NOX7PO2
UNIT		degC	ppm	ppm	ppm	%O2	%	ppm
	1:00	865	17.0	-4.6	7.0	15.54	0.3	44.1
	2:00	864	16.6	-4.6	8.3	15.55	0.3	43.2
	3:00	864	16.7	-4.6	7.8	15.54	0.3	43.3
	4:00	864	16.5	-4.5	9.7	15.54	0.3	42.7
	5:00	864	16.6	-4.5	8.4	15.53	0.3	43.0
	6:00	864	16.5	-4.4	9.0	15.53	0.3	42.8
	7:00	864	17.1	-4.3	7.6	15.52	0.3	44.1
	8:00	864	17.1	-4.4	7.6	15.52	0.4	44.1
	9:00	864	16.8	-4.4	7.5	15.52	0.4	43.4
	10:00	864	16.4	-4.7	7.6	15.54	0.3	42.6
	11:00	864	16.3	-4.9	8.1	15.55	0.3	42.5
	12:00	864	16.9	-5.2	7.8	15.51	0.3	43.7
	13:00	864	17.3	-5.2	7.7	15.47	0.3	44.3
	14:00	864	17.5	-5.4	6.9	15.50	0.3	45.1
	15:00	864	17.3	-5.7	7.3	15.48	0.3	44.2
	16:00	864	16.4	-6.1	6.6	15.48	0.3	42.1
	17:00	864	16.1	-6.1	7.1	15.51	0.3	41.6
	18:00	864	16.8	-5.4	8.8	15.55	0.3	43.6
	19:00	865	18.0	-5.1	10.7	15.50	0.3	46.4
	20:00	866	18.3	-5.0	10.3	15.52	0.3	47.3
	21:00	866	18.0	-4.9	9.4	15.53	0.3	46.6
	22:00	866	18.2	-4.8	7.7	15.53	0.3	47.1
	23:00	866	18.1	-4.7	8.1	15.54	0.3	46.9
	0:00	866	18.1	-4.7	8.0	15.53	0.3	46.9
AVE		864	17.1	-4.9	8.1	15.52	0.3	44.2
SUM								
MAX		866	18.3	-4.3	10.71	15.55	0.4	47.3
MIN		864	16.1	-6.1	6.64	15.47	0.3	41.6

DAILY REPORT OF GAS TURBINE GENERATOR OPERATION

17 January , ' 23

ITEM	Time	AVERAGE EXHAUST TEMP	NOx STACK HRSG 2	SO2 STACK HRSG 2	CO STACK HRSG 2	O2 STACK HRSG 2	OPACITY STACK HRSG 2	NOX (7% O2) HRSG2
DATA		(AVR)	(AVR)	(AVR)	(AVR)	(AVR)	(AVR)	(AVR)
TAG NAME		2TX	1SAAAI2001	1SAAAI2002	1SAAAI2003	1SAAAI2004	1SAAAI2005	2NOX7PO2
UNIT		degC	ppm	ppm	ppm	%O2	%	ppm
	1:00	866	18.0	-4.6	8.1	15.54	0.3	46.6
	2:00	866	18.0	-4.5	8.1	15.53	0.3	46.7
	3:00	866	18.0	-4.4	8.0	15.54	0.3	46.8
	4:00	866	18.2	-4.4	7.9	15.53	0.3	47.2
	5:00	866	18.4	-4.4	7.5	15.53	0.3	47.5
	6:00	866	18.3	-4.3	7.5	15.52	0.3	47.3
	7:00	866	18.1	-4.3	7.4	15.52	0.3	46.8
	8:00	866	18.2	-4.3	7.4	15.53	0.3	46.9
	9:00	866	18.0	-4.5	7.1	15.52	0.3	46.4
	10:00	866	17.9	-4.7	6.8	15.51	0.3	46.2
	11:00	866	18.0	-4.8	6.1	15.50	0.3	46.4
	12:00	866	18.1	-5.1	5.8	15.48	0.3	46.4
	13:00	866	18.4	-5.3	5.6	15.47	0.3	47.1
	14:00	866	18.7	-5.4	5.7	15.46	0.3	47.7
	15:00	866	19.0	-5.4	5.7	15.45	0.3	48.3
	16:00	866	18.6	-5.5	5.7	15.50	0.3	48.0
	17:00	866	18.6	-5.4	5.9	15.52	0.3	48.1
	18:00	866	18.6	-5.3	5.9	15.52	0.3	48.0
	19:00	866	18.8	-5.1	6.4	15.50	0.3	48.5
	20:00	866	18.8	-5.0	6.4	15.52	0.3	48.6
	21:00	866	18.3	-4.9	6.8	15.52	0.3	47.2
	22:00	866	17.8	-4.9	7.0	15.52	0.3	46.1
	23:00	866	17.9	-4.7	7.1	15.52	0.3	46.3
	0:00	866	18.0	-4.6	7.1	15.52	0.3	46.4
AVE		866	18.3	-4.8	6.8	15.51	0.3	47.1
SUM								
MAX		866	19.0	-4.3	8.06	15.54	0.3	48.6
MIN		866	17.8	-5.5	5.64	15.45	0.3	46.1

DAILY REPORT OF GAS TURBINE GENERATOR OPERATION

18 January, '23

ITEM	Time	AVERAGE EXHAUST TEMP	NOx STACK HRSG 2	SO2 STACK HRSG 2	CO STACK HRSG 2	O2 STACK HRSG 2	OPACITY STACK HRSG 2	NOX (7% O2) HRSG2
DATA		(AVR)	(AVR)	(AVR)	(AVR)	(AVR)	(AVR)	(AVR)
TAG NAME		2TX	15AAA12001	15AAA12002	15AAA12003	15AAA12004	15AAA12005	2NOX7P02
UNIT		degC	ppm	ppm	ppm	%O2	%	ppm
	1:00	866	18.4	-4.5	6.7	15.51	0.3	47.4
	2:00	866	18.3	-4.5	6.6	15.51	0.3	47.1
	3:00	866	18.4	-4.4	6.7	15.51	0.3	47.5
	4:00	866	18.5	-4.4	6.6	15.51	0.3	47.6
	5:00	866	18.7	-4.3	6.5	15.51	0.3	48.1
	6:00	866	18.7	-4.2	6.3	15.51	0.3	48.2
	7:00	866	18.7	-4.2	6.1	15.51	0.3	48.2
	8:00	866	18.7	-4.2	6.0	15.52	0.3	48.4
	9:00	866	18.6	-4.3	5.8	15.52	0.3	48.1
	10:00	866	18.7	-4.5	5.7	15.52	0.3	48.2
	11:00	866	18.6	-4.7	5.6	15.52	0.3	48.1
	12:00	866	18.5	-5.0	5.6	15.52	0.3	48.3
	13:00	866	18.5	-5.3	5.6	15.52	0.3	49.9
	14:00	866	18.8	-5.4	5.5	15.51	0.3	48.6
	15:00	866	18.5	-5.6	5.5	15.51	0.3	47.7
	16:00	866	18.4	-5.5	5.5	15.53	0.3	47.6
	17:00	866	18.3	-5.3	5.7	15.53	0.3	47.2
	18:00	866	18.3	-5.2	5.9	15.53	0.3	47.5
	19:00	866	18.5	-5.0	6.3	15.53	0.3	47.7
	20:00	866	18.9	-4.8	6.5	15.50	0.3	48.6
	21:00	866	18.7	-4.8	6.1	15.53	0.3	48.3
	22:00	866	18.6	-4.7	6.5	15.52	0.3	48.2
	23:00	866	18.7	-4.6	6.8	15.52	0.3	48.3
	0:00	866	18.8	-4.5	6.7	15.52	0.3	48.5
AVE		866	18.6	-4.7	6.1	15.52	0.3	48.1
SUM								
MAX		866	18.9	-4.2	6.78	15.53	0.3	49.9
MIN		866	18.3	-5.6	5.46	15.50	0.3	47.1

DAILY REPORT OF GAS TURBINE GENERATOR OPERATION

19 January, '23

ITEM	Time	AVERAGE EXHAUST TEMP	NOx STACK HRSG 2	SO2 STACK HRSG 2	CO STACK HRSG 2	O2 STACK HRSG 2	OPACITY STACK HRSG 2	NOX (7% O2) HRSG2
DATA		(AVR)	(AVR)	(AVR)	(AVR)	(AVR)	(AVR)	(AVR)
TAG NAME		2TX	15AAA12001	15AAA12002	15AAA12003	15AAA12004	15AAA12005	2NOX7P02
UNIT		degC	ppm	ppm	ppm	%O2	%	ppm
	1:00	866	18.8	-4.4	6.7	15.52	0.3	48.6
	2:00	866	18.7	-4.3	6.7	15.52	0.3	48.4
	3:00	866	18.7	-4.2	7.0	15.51	0.3	48.3
	4:00	866	18.7	-4.2	7.0	15.51	0.3	48.3
	5:00	866	18.9	-4.1	6.7	15.51	0.3	48.7
	6:00	866	18.9	-4.0	6.5	15.50	0.3	48.6
	7:00	866	19.1	-3.9	6.4	15.50	0.3	49.1
	8:00	866	19.1	-3.9	6.3	15.50	0.3	49.1
	9:00	866	18.9	-4.1	6.1	15.51	0.3	48.8
	10:00	866	18.8	-4.3	6.0	15.53	0.3	48.7
	11:00	866	18.7	-4.5	6.1	15.54	0.3	48.6
	12:00	866	18.8	-4.9	6.1	15.54	0.3	48.6
	13:00	866	18.8	-5.2	6.3	15.53	0.3	48.8
	14:00	866	19.0	-5.4	5.9	15.52	0.3	49.0
	15:00	866	18.8	-5.5	6.0	15.53	0.3	48.5
	16:00	866	18.7	-5.4	5.9	15.54	0.3	48.5
	17:00	866	18.6	-5.3	5.9	15.55	0.3	48.2
	18:00	866	18.5	-5.2	6.1	15.54	0.3	47.9
	19:00	866	19.0	-5.0	6.9	15.51	0.3	49.1
	20:00	866	18.8	-4.8	6.6	15.55	0.3	48.7
	21:00	866	18.8	-4.7	6.5	15.55	0.3	48.9
	22:00	866	18.7	-4.6	6.8	15.54	0.3	48.7
	23:00	866	18.8	-4.5	6.8	15.53	0.3	48.8
	0:00	866	19.0	-4.3	7.0	15.54	0.3	49.4
AVE		866	18.8	-4.6	6.4	15.53	0.3	48.7
SUM								
MAX		866	19.1	-3.9	7.04	15.55	0.3	49.4
MIN		866	18.5	-5.5	5.87	15.50	0.3	47.9

DAILY REPORT OF GAS TURBINE GENERATOR OPERATION

20 January, '23

ITEM	Time	AVERAGE EXHAUST TEMP	NOx STACK HRSG 2	SO2 STACK HRSG 2	CO STACK HRSG 2	O2 STACK HRSG 2	OPACITY STACK HRSG 2	NOX (7% O2) HRSG2
DATA		(AVR)	(AVR)	(AVR)	(AVR)	(AVR)	(AVR)	(AVR)
TAG NAME		2TX	15AAA12001	15AAA12002	15AAA12003	15AAA12004	15AAA12005	2NOX7P02
UNIT		degC	ppm	ppm	ppm	%O2	%	ppm
	1:00	866	19.1	-4.2	7.0	15.54	0.3	48.6
	2:00	866	19.2	-4.1	7.2	15.53	0.3	49.6
	3:00	866	18.7	-3.8	15.2	15.54	0.3	48.5
	4:00	866	18.9	-3.8	12.8	15.53	0.3	48.8
	5:00	866	19.1	-3.9	7.8	15.53	0.3	49.5
	6:00	866	19.1	-3.9	7.4	15.52	0.3	49.5
	7:00	866	19.2	-3.8	7.9	15.52	0.3	49.4
	8:00	866	19.2	-3.7	12.4	15.52	0.4	49.5
	9:00	866	19.2	-4.0	6.8	15.53	0.3	49.5
	10:00	866	18.8	-4.3	6.6	15.55	0.3	48.9
	11:00	866	18.6	-4.5	6.5	15.56	0.3	48.5
	12:00	866	18.8	-4.9	6.4	15.57	0.3	49.0
	13:00	866	18.5	-5.2	6.4	15.56	0.3	48.0
	14:00	866	18.6	-5.3	6.3	15.57	0.3	48.6
	15:00	866	18.3	-5.4	6.2	15.64	0.3	48.5
	16:00	866	18.1	-5.4	6.3	15.69	0.3	48.2
	17:00	866	17.8	-5.2	6.6	15.70	0.3	47.5
	18:00	866	18.0	-5.2	6.6	15.59	0.3	47.3
	19:00	866	18.7	-5.0	7.2	15.56	0.3	48.7
	20:00	866	18.6	-4.9	6.8	15.56	0.3	48.4
	21:00	866	18.6	-4.8	7.0	15.57	0.3	48.5
	22:00	866	18.4	-4.8	7.5	15.56	0.3	48.0
	23:00	866	18.6	-4.6	7.8	15.55	0.3	48.2
	0:00	866	18.8	-4.5	7.7	15.56	0.3	48.8
AVE		866	18.7	-4.5	7.8	15.56	0.3	48.7
SUM								
MAX		866	19.2	-3.7	15.19	15.70	0.4	49.6
MIN		866	17.8	-5.4	6.25	15.52	0.3	47.3

DAILY REPORT OF GAS TURBINE GENERATOR OPERATION

21 January, '23

ITEM	Time	AVERAGE EXHAUST TEMP	NOx STACK HRSG 2	SO2 STACK HRSG 2	CO STACK HRSG 2	O2 STACK HRSG 2	OPACITY STACK HRSG 2	NOX (7% O2) HRSG2
DATA		(AVR)	(AVR)	(AVR)	(AVR)	(AVR)	(AVR)	(AVR)
TAG NAME		2TX	15AAA12001	15AAA12002	15AAA12003	15AAA12004	15AAA12005	2NOX7P02
UNIT		degC	ppm	ppm	ppm	%O2	%	ppm
	1:00	866	18.8	-4.3	7.3	15.56	0.3	49.0
	2:00	866	18.9	-4.2	7.1	15.55	0.3	49.1
	3:00	866	18.9	-4.0	7.7	15.55	0.3	49.2
	4:00	866	19.0	-3.9	8.6	15.54	0.3	49.1
	5:00	866	18.9	-4.0	6.9	15.54	0.3	49.1
	6:00	866	19.0	-3.9	6.6	15.55	0.3	49.3
	7:00	866	19.0	-3.9	6.9	15.54	0.3	49.4
	8:00	866	19.2	-3.8	6.7	15.54	0.3	49.8
	9:00	866	19.1	-4.0	6.4	15.55	0.3	49.7
	10:00	866	18.8	-4.2	8.7	15.56	0.3	48.9
	11:00	866	18.6	-4.4	9.1	15.57	0.3	48.5
	12:00	866	18.6	-4.8	9.0	15.58	0.3	48.5
	13:00	866	18.6	-5.2	8.8	15.56	0.3	48.5
	14:00	866	18.8	-5.3	7.6	15.58	0.3	49.1
	15:00	866	18.7	-5.5	7.4	15.57	0.3	48.6
	16:00	866	18.2	-5.5	8.5	15.61	0.3	47.9
	17:00	866	18.3	-5.4	6.5	15.59	0.3	47.9
	18:00	866	18.5	-5.3	6.8	15.57	0.3	48.2
	19:00	866	18.2	-5.1	6.5	15.61	0.3	48.0
	20:00	866	18.1	-4.8	12.1	15.59	0.3	47.5
	21:00	866	18.2	-4.8	10.4	15.58	0.3	47.7
	22:00	866	18.5	-4.6	9.5	15.57	0.3	48.2
	23:00	866	18.5	-4.7	6.8	15.57	0.3	48.3
	0:00	866	18.5	-4.6	6.6	15.56	0.3	48.2
AVE		866	18.7	-4.6	7.9	15.57	0.3	48.6
SUM								
MAX		866	19.2	-3.8	13.13	15.61	0.3	49.8
MIN		866	18.1	-5.5	6.42	15.54	0.3	47.5

DAILY REPORT OF GAS TURBINE GENERATOR OPERATION

22 January, '23

ITEM	Time	AVERAGE EXHAUST TEMP	NOx STACK HRSG 2	SO2 STACK HRSG 2	CO STACK HRSG 2	O2 STACK HRSG 2	OPACITY STACK HRSG 2	NOX (7% O2) HRSG2
DATA		(AVR)	(AVR)	(AVR)	(AVR)	(AVR)	(AVR)	(AVR)
TAG NAME		2TX	1SAAAI2001	1SAAAI2002	1SAAAI2003	1SAAAI2004	1SAAAI2005	2NOX7PO2
UNIT		degC	ppm	ppm	ppm	%O2	%	ppm
	1:00	866	18.9	-4.4	6.7	15.56	0.3	46.2
	2:00	866	19.0	-4.3	6.9	15.57	0.3	49.4
	3:00	866	19.1	-4.2	6.7	15.56	0.3	49.6
	4:00	866	19.1	-4.1	6.7	15.55	0.3	49.6
	5:00	867	19.2	-4.0	6.8	15.55	0.3	49.8
	6:00	867	19.2	-3.9	6.7	15.54	0.3	49.9
	7:00	867	19.4	-3.8	6.9	15.54	0.3	50.2
	8:00	867	19.1	-3.6	13.2	15.54	0.3	49.6
	9:00	866	19.1	-3.8	9.3	15.53	0.3	49.4
	10:00	866	19.0	-4.0	7.2	15.55	0.3	49.3
	11:00	866	18.6	-4.4	6.8	15.57	0.3	48.6
	12:00	866	18.6	-4.9	6.0	15.57	0.3	48.6
	13:00	866	18.5	-5.3	5.9	15.60	0.3	48.6
	14:00	866	18.8	-5.5	5.9	15.56	0.3	48.9
	15:00	866	18.0	-6.0	6.0	15.55	0.3	46.7
	16:00	866	17.0	-6.2	6.1	15.56	0.3	44.3
	17:00	866	16.4	-6.3	5.8	15.58	0.3	42.9
	18:00	866	17.2	-5.8	7.3	15.56	0.3	44.8
	19:00	866	17.5	-5.2	12.1	15.59	0.3	46.0
	20:00	866	17.8	-4.9	13.0	15.60	0.3	46.7
	21:00	866	18.0	-4.8	11.5	15.59	0.3	47.1
	22:00	866	18.2	-4.7	11.0	15.58	0.3	47.5
	23:00	866	18.3	-4.6	10.9	15.58	0.3	47.6
	0:00	866	18.3	-4.5	11.0	15.57	0.3	47.8
AVE		866	18.4	-4.7	8.2	15.56	0.3	48.0
SUM								
MAX		867	19.4	-3.6	13.17	15.60	0.3	50.2
MIN		866	16.4	-6.3	5.81	15.53	0.3	42.9

DAILY REPORT OF GAS TURBINE GENERATOR OPERATION

23 January, '23

ITEM	Time	AVERAGE EXHAUST TEMP	NOx STACK HRSG 2	SO2 STACK HRSG 2	CO STACK HRSG 2	O2 STACK HRSG 2	OPACITY STACK HRSG 2	NOX (7% O2) HRSG2
DATA		(AVR)	(AVR)	(AVR)	(AVR)	(AVR)	(AVR)	(AVR)
TAG NAME		2TX	1SAAAI2001	1SAAAI2002	1SAAAI2003	1SAAAI2004	1SAAAI2005	2NOX7PO2
UNIT		degC	ppm	ppm	ppm	%O2	%	ppm
	1:00	866	18.5	-4.5	10.0	15.57	0.3	48.3
	2:00	866	18.8	-4.4	7.8	15.56	0.3	48.8
	3:00	866	18.7	-4.3	7.8	15.57	0.3	48.7
	4:00	866	18.6	-4.2	7.4	15.56	0.3	48.6
	5:00	866	18.7	-4.1	9.0	15.55	0.3	48.6
	6:00	866	18.4	-3.8	15.9	15.55	0.3	48.0
	7:00	866	18.7	-3.9	11.4	15.55	0.4	48.4
	8:00	866	18.7	-3.9	10.7	15.55	0.4	48.6
	9:00	866	18.8	-4.1	8.4	15.56	0.4	48.9
	10:00	866	18.6	-4.3	7.1	15.57	0.4	48.5
	11:00	866	18.4	-4.7	7.4	15.58	0.3	48.0
	12:00	866	18.6	-5.1	8.6	15.58	0.3	48.6
	13:00	866	19.2	-5.3	8.0	15.54	0.3	49.8
	14:00	866	19.0	-5.5	7.9	15.53	0.3	49.3
	15:00	866	18.7	-5.8	7.3	15.53	0.3	48.4
	16:00	866	17.5	-6.2	6.5	15.55	0.3	45.5
	17:00	866	16.6	-6.4	6.6	15.57	0.3	43.4
	18:00	866	16.4	-6.5	6.9	15.54	0.3	42.4
	19:00	866	16.0	-6.2	9.9	15.58	0.3	41.8
	20:00	866	16.9	-5.7	10.0	15.59	0.3	44.3
	21:00	866	17.7	-5.4	9.0	15.61	0.3	46.4
	22:00	866	17.8	-5.2	11.1	15.61	0.3	46.7
	23:00	866	18.2	-4.8	12.8	15.59	0.3	47.7
	0:00	866	18.5	-4.7	10.1	15.58	0.3	48.4
AVE		866	18.2	-5.0	9.1	15.57	0.3	47.3
SUM								
MAX		866	19.2	-3.8	15.94	15.61	0.4	49.8
MIN		866	16.0	-6.5	6.47	15.53	0.3	41.8

DAILY REPORT OF GAS TURBINE GENERATOR OPERATION

24 January, '23

ITEM	Time	AVERAGE EXHAUST TEMP	NOx STACK HRSG 2	SO2 STACK HRSG 2	CO STACK HRSG 2	O2 STACK HRSG 2	OPACITY STACK HRSG 2	NOX (7% O2) HRSG2
DATA		(AVR)	(AVR)	(AVR)	(AVR)	(AVR)	(AVR)	(AVR)
TAG NAME		21X	15AAAI2001	15AAAI2002	15AAAI2003	15AAAI2004	15AAAI2005	2NOX7P02
UNIT		degC	ppm	ppm	ppm	%O2	%	ppm
	1:00	866	18.8	-4.5	6.6	15.58	0.3	49.2
	2:00	866	18.7	-4.3	14.2	15.58	0.3	48.8
	3:00	866	18.5	-4.2	14.8	15.59	0.3	48.6
	4:00	866	18.7	-4.2	12.7	15.58	0.3	48.9
	5:00	866	18.9	-4.2	10.2	15.58	0.3	49.2
	6:00	866	19.0	-4.1	8.9	15.58	0.3	49.6
	7:00	866	18.8	-4.1	12.0	15.58	0.3	49.0
	8:00	866	18.8	-4.1	7.7	15.57	0.3	49.5
	9:00	866	18.8	-4.3	6.6	15.58	0.3	49.2
	10:00	866	18.6	-4.6	6.3	15.59	0.3	48.6
	11:00	866	18.6	-4.9	6.1	15.60	0.3	48.9
	12:00	866	18.8	-5.2	6.0	15.59	0.3	49.3
	13:00	866	18.7	-5.4	5.9	15.58	0.3	48.9
	14:00	866	18.9	-5.5	6.0	15.57	0.3	49.3
	15:00	866	18.6	-5.9	6.1	15.56	0.3	48.4
	16:00	866	17.5	-6.2	6.2	15.57	0.3	45.7
	17:00	866	16.8	-6.3	6.3	15.58	0.3	43.8
	18:00	866	16.6	-6.3	6.7	15.56	0.3	43.3
	19:00	866	17.0	-6.0	6.2	15.60	0.3	44.5
	20:00	866	17.5	-5.7	6.2	15.61	0.3	45.9
	21:00	866	17.6	-5.6	6.3	15.60	0.3	46.0
	22:00	866	18.1	-5.2	6.4	15.59	0.3	47.5
	23:00	866	18.5	-4.9	6.2	15.59	0.3	48.3
	0:00	866	18.8	-4.7	6.2	15.59	0.3	49.2
AVE		866	18.3	-5.0	7.9	15.58	0.3	47.9
SUM								
MAX		866	19.0	-4.1	14.83	15.61	0.3	49.6
MIN		866	16.6	-6.3	5.94	15.56	0.3	43.3

DAILY REPORT OF GAS TURBINE GENERATOR OPERATION

25 January, '23

ITEM	Time	AVERAGE EXHAUST TEMP	NOx STACK HRSG 2	SO2 STACK HRSG 2	CO STACK HRSG 2	O2 STACK HRSG 2	OPACITY STACK HRSG 2	NOX (7% O2) HRSG2
DATA		(AVR)	(AVR)	(AVR)	(AVR)	(AVR)	(AVR)	(AVR)
TAG NAME		21X	15AAAI2001	15AAAI2002	15AAAI2003	15AAAI2004	15AAAI2005	2NOX7P02
UNIT		degC	ppm	ppm	ppm	%O2	%	ppm
	1:00	867	19.1	-4.5	6.0	15.57	0.3	49.9
	2:00	867	19.2	-4.5	6.2	15.58	0.3	50.1
	3:00	867	19.3	-4.4	6.3	15.57	0.3	50.3
	4:00	867	19.4	-4.2	6.2	15.57	0.3	50.6
	5:00	867	19.5	-4.3	6.2	15.56	0.3	50.9
	6:00	867	19.6	-4.2	6.0	15.56	0.3	51.0
	7:00	867	19.7	-4.2	6.0	15.55	0.3	51.3
	8:00	867	19.8	-4.3	6.3	15.55	0.3	51.4
	9:00	867	19.9	-4.4	6.1	15.55	0.3	51.8
	10:00	867	20.0	-4.6	6.1	15.55	0.3	52.0
	11:00	866	19.8	-4.7	5.9	15.55	0.3	51.4
	12:00	866	19.5	-4.7	5.9	15.57	0.3	50.9
	13:00	866	19.6	-5.0	5.7	15.58	0.3	51.2
	14:00	866	19.2	-5.2	5.7	15.58	0.3	50.3
	15:00	866	18.9	-5.3	6.2	15.58	0.3	49.4
	16:00	866	18.8	-5.2	6.3	15.59	0.3	49.3
	17:00	866	18.6	-5.1	7.0	15.60	0.3	48.7
	18:00	866	18.6	-4.9	7.6	15.59	0.3	48.6
	19:00	867	18.8	-4.7	8.9	15.56	0.3	49.0
	20:00	866	18.8	-4.6	10.2	15.57	0.3	49.4
	21:00	867	18.8	-4.5	9.7	15.58	0.3	49.3
	22:00	867	19.2	-4.4	7.4	15.59	0.3	50.1
	23:00	867	19.2	-4.3	7.3	15.58	0.3	50.1
	0:00	867	19.2	-4.4	6.8	15.59	0.3	50.4
AVE		866	19.3	-4.6	6.7	15.57	0.3	50.3
SUM								
MAX		867	20.0	-4.2	10.15	15.60	0.3	52.0
MIN		866	18.6	-5.3	5.67	15.55	0.3	48.6

DAILY REPORT OF GAS TURBINE GENERATOR OPERATION

26 January, '23

ITEM	Time	AVERAGE EXHAUST TEMP	NOx STACK HRSG 2	SO2 STACK HRSG 2	CO STACK HRSG 2	O2 STACK HRSG 2	OPACITY STACK HRSG 2	NOX (7% O2) HRSG2
DATA		(AVR)	(AVR)	(AVR)	(AVR)	(AVR)	(AVR)	(AVR)
TAG NAME		2TX	1SAAAI2001	1SAAAI2002	1SAAAI2003	1SAAAI2004	1SAAAI2005	2NOX7P02
UNIT		degC	ppm	ppm	ppm	%O2	%	ppm
	1:00	867	19.2	-4.3	6.0	15.58	0.3	50.2
	2:00	867	19.3	-4.3	6.1	15.57	0.3	50.3
	3:00	867	19.4	-4.2	6.5	15.57	0.3	50.6
	4:00	867	19.3	-4.2	7.4	15.56	0.3	50.3
	5:00	867	19.2	-4.2	9.5	15.56	0.3	49.9
	6:00	867	19.3	-4.2	10.5	15.55	0.3	50.2
	7:00	867	19.4	-4.2	10.0	15.56	0.3	50.6
	8:00	867	19.6	-4.3	10.0	15.57	0.4	51.0
	9:00	867	19.5	-4.4	8.9	15.56	0.3	50.8
	10:00	867	19.3	-4.5	8.1	15.57	0.3	50.4
	11:00	866	19.2	-4.6	7.6	15.58	0.3	50.3
	12:00	866	19.1	-4.9	6.3	15.60	0.3	50.1
	13:00	866	19.0	-5.3	5.2	15.61	0.3	50.0
	14:00	866	18.9	-5.6	5.1	15.62	0.3	49.9
	15:00	866	18.1	-6.1	5.5	15.60	0.3	47.5
	16:00	866	17.4	-6.2	5.3	15.60	0.3	45.6
	17:00	866	18.1	-5.6	5.1	15.65	0.3	47.9
	18:00	867	18.4	-5.3	7.4	15.61	0.3	48.3
	19:00	867	18.6	-5.1	7.5	15.60	0.3	48.9
	20:00	867	18.4	-4.9	10.9	15.61	0.3	48.3
	21:00	867	18.5	-4.8	9.9	15.60	0.3	48.6
	22:00	867	18.5	-4.8	8.7	15.60	0.3	48.5
	23:00	867	18.6	-4.6	9.2	15.61	0.3	48.7
	0:00	867	18.3	-4.5	12.4	15.61	0.3	48.2
AVE		867	18.9	-4.8	7.9	15.59	0.3	49.4
SUM								
MAX		867	19.6	-4.2	12.37	15.65	0.4	51.0
MIN		866	17.4	-6.2	5.08	15.55	0.3	45.6

DAILY REPORT OF GAS TURBINE GENERATOR OPERATION

27 January, '23

ITEM	Time	AVERAGE EXHAUST TEMP	NOx STACK HRSG 2	SO2 STACK HRSG 2	CO STACK HRSG 2	O2 STACK HRSG 2	OPACITY STACK HRSG 2	NOX (7% O2) HRSG2
DATA		(AVR)	(AVR)	(AVR)	(AVR)	(AVR)	(AVR)	(AVR)
TAG NAME		2TX	1SAAAI2001	1SAAAI2002	1SAAAI2003	1SAAAI2004	1SAAAI2005	2NOX7P02
UNIT		degC	ppm	ppm	ppm	%O2	%	ppm
	1:00	867	18.7	-4.6	6.6	15.60	0.3	48.9
	2:00	867	18.6	-4.5	6.1	15.60	0.3	48.8
	3:00	867	18.7	-4.4	6.1	15.60	0.3	49.0
	4:00	867	18.6	-4.4	6.3	15.60	0.3	48.7
	5:00	867	18.6	-4.3	8.3	15.59	0.3	48.6
	6:00	867	18.8	-4.2	6.5	15.58	0.3	49.2
	7:00	867	18.9	-4.1	8.0	15.58	0.3	49.5
	8:00	867	19.1	-4.1	6.1	15.59	0.3	49.9
	9:00	867	18.9	-4.2	5.8	15.60	0.3	49.5
	10:00	867	18.7	-4.5	5.7	15.62	0.3	49.1
	11:00	866	18.4	-4.8	5.6	15.68	0.3	46.9
	12:00	866	18.9	-5.2	5.2	15.62	0.3	49.6
	13:00	866	19.0	-5.4	5.3	15.63	0.3	50.0
	14:00	866	19.0	-5.6	5.3	15.60	0.3	49.8
	15:00	866	18.8	-5.6	5.2	15.70	0.3	50.2
	16:00	867	18.4	-5.7	5.2	15.61	0.3	48.3
	17:00	867	18.7	-5.5	5.3	15.64	0.3	49.5
	18:00	867	18.5	-5.3	5.6	15.67	0.3	49.1
	19:00	867	18.6	-5.2	6.3	15.61	0.3	49.0
	20:00	867	18.5	-5.1	5.6	15.64	0.3	48.9
	21:00	867	18.6	-5.0	6.1	15.64	0.3	49.0
	22:00	867	18.7	-4.8	6.3	15.64	0.3	49.3
	23:00	867	18.8	-4.8	6.2	15.63	0.3	49.6
	0:00	867	18.7	-4.7	6.0	15.64	0.3	49.2
AVE		867	18.7	-4.8	6.0	15.62	0.3	49.2
SUM								
MAX		867	19.1	-4.1	8.29	15.70	0.3	50.2
MIN		866	18.4	-5.7	5.16	15.58	0.3	48.3

DAILY REPORT OF GAS TURBINE GENERATOR OPERATION

28 January , ' 23

ITEM	Time	AVERAGE EXHAUST TEMP	NOx STACK HRSG 2	SO2 STACK HRSG 2	CO STACK HRSG 2	O2 STACK HRSG 2	OPACITY STACK HRSG 2	NOX (7% O2) HRSG2
DATA		(AVR)	(AVR)	(AVR)	(AVR)	(AVR)	(AVR)	(AVR)
TAG NAME		21X	1SAAAI2001	1SAAAI2002	1SAAAI2003	1SAAAI2004	1SAAAI2005	2NOX7PD2
UNIT		degC	ppm	ppm	ppm	%O2	%	ppm
	1:00	867	18.9	-4.6	6.3	15.64	0.3	49.0
	2:00	867	18.7	-4.5	6.3	15.65	0.3	49.5
	3:00	867	18.6	-4.5	6.6	15.64	0.3	49.2
	4:00	867	18.7	-4.4	6.9	15.64	0.3	49.5
	5:00	867	18.9	-4.3	6.9	15.64	0.3	50.0
	6:00	867	18.9	-4.2	7.5	15.62	0.3	49.8
	7:00	867	19.1	-4.1	7.6	15.64	0.3	50.4
	8:00	867	19.3	-4.1	7.7	15.66	0.4	51.0
	9:00	867	19.1	-4.2	7.5	15.65	0.3	50.7
	10:00	867	19.1	-4.3	7.0	15.64	0.3	50.6
	11:00	867	19.0	-4.5	7.0	15.64	0.3	50.1
	12:00	867	19.1	-4.8	6.9	15.65	0.3	50.6
	13:00	867	18.9	-5.1	6.8	15.65	0.3	50.0
	14:00	867	18.8	-5.3	6.9	15.65	0.3	49.6
	15:00	867	18.6	-5.4	6.8	15.65	0.3	49.3
	16:00	867	18.4	-5.3	7.0	15.65	0.3	48.7
	17:00	867	18.3	-5.1	7.1	15.65	0.3	48.5
	18:00	867	18.3	-5.0	7.1	15.65	0.3	48.4
	19:00	867	18.7	-4.8	7.8	15.62	0.3	49.3
	20:00	867	18.7	-4.7	7.7	15.66	0.3	49.6
	21:00	867	18.6	-4.7	7.5	15.66	0.3	49.2
	22:00	867	18.6	-4.6	7.8	15.65	0.3	49.3
	23:00	867	18.9	-4.5	7.6	15.65	0.3	50.0
	0:00	867	19.0	-4.4	7.8	15.65	0.3	50.2
AVE		867	18.8	-4.6	7.2	15.65	0.3	49.7
SUM								
MAX		867	19.3	-4.1	7.85	15.68	0.4	51.0
MIN		867	18.3	-5.4	6.24	15.62	0.3	48.4

DAILY REPORT OF GAS TURBINE GENERATOR OPERATION

29 January , ' 23

ITEM	Time	AVERAGE EXHAUST TEMP	NOx STACK HRSG 2	SO2 STACK HRSG 2	CO STACK HRSG 2	O2 STACK HRSG 2	OPACITY STACK HRSG 2	NOX (7% O2) HRSG2
DATA		(AVR)	(AVR)	(AVR)	(AVR)	(AVR)	(AVR)	(AVR)
TAG NAME		21X	1SAAAI2001	1SAAAI2002	1SAAAI2003	1SAAAI2004	1SAAAI2005	2NOX7PD2
UNIT		degC	ppm	ppm	ppm	%O2	%	ppm
	1:00	867	18.9	-4.4	7.8	15.64	0.3	50.0
	2:00	867	19.1	-4.3	7.8	15.64	0.3	50.5
	3:00	867	19.2	-4.3	7.8	15.63	0.3	50.6
	4:00	867	19.3	-4.2	7.9	15.63	0.3	51.0
	5:00	867	19.5	-4.1	7.8	15.62	0.3	51.3
	6:00	867	19.7	-4.1	8.2	15.63	0.3	51.8
	7:00	867	19.8	-4.2	8.3	15.62	0.3	52.1
	8:00	867	19.8	-4.3	7.9	15.62	0.3	52.2
	9:00	867	19.8	-4.5	7.8	15.62	0.3	52.1
	10:00	867	19.8	-4.8	7.7	15.62	0.3	52.2
	11:00	867	19.6	-4.8	7.9	15.63	0.3	51.8
	12:00	867	19.4	-5.0	7.8	15.63	0.3	51.2
	13:00	867	19.4	-5.1	8.0	15.63	0.3	51.2
	14:00	867	19.1	-5.2	8.1	15.64	0.3	50.5
	15:00	867	19.0	-5.3	8.0	15.63	0.3	50.2
	16:00	867	18.4	-5.3	7.6	15.65	0.3	48.8
	17:00	867	18.5	-5.2	7.5	15.65	0.3	48.9
	18:00	867	18.7	-5.1	7.7	15.61	0.3	49.0
	19:00	867	18.8	-5.0	7.0	15.64	0.3	49.6
	20:00	867	19.0	-4.8	7.5	15.62	0.3	50.0
	21:00	867	19.3	-4.8	7.6	15.62	0.3	50.7
	22:00	867	19.6	-4.6	7.7	15.62	0.3	51.6
	23:00	867	19.8	-4.6	7.8	15.61	0.3	51.9
	0:00	867	20.1	-4.6	8.0	15.61	0.3	52.9
AVE		867	19.3	-4.7	7.8	15.63	0.3	50.9
SUM								
MAX		867	20.1	-4.1	8.25	15.65	0.3	52.9
MIN		867	18.4	-5.3	7.02	15.61	0.3	48.8

DAILY REPORT OF GAS TURBINE GENERATOR OPERATION

30 January, '23

ITEM	Time	AVERAGE EXHAUST TEMP	NOx STACK HRSG 2	SO2 STACK HRSG 2	CO STACK HRSG 2	O2 STACK HRSG 2	OPACITY STACK HRSG 2	NOX (7% O2) HRSG2
DATA		(AVR)	(AVR)	(AVR)	(AVR)	(AVR)	(AVR)	(AVR)
TAG NAME		2TX	1SAAAI2001	1SAAAI2002	1SAAAI2003	1SAAAI2004	1SAAAI2005	2NOX7P02
UNIT		degC	ppm	ppm	ppm	%O2	%	ppm
	1:00	867	20.1	-4.6	9.6	15.62	0.3	53.0
	2:00	867	20.2	-4.6	8.8	15.62	0.3	53.2
	3:00	867	20.0	-4.5	10.3	15.62	0.3	52.5
	4:00	867	19.9	-4.5	13.8	15.61	0.3	52.3
	5:00	867	20.2	-4.4	11.7	15.60	0.3	53.1
	6:00	867	20.4	-4.5	9.0	15.61	0.3	53.7
	7:00	867	20.6	-4.5	8.6	15.62	0.3	54.2
	8:00	867	20.7	-4.6	8.8	15.61	0.3	54.4
	9:00	867	20.4	-4.8	8.4	15.61	0.3	53.7
	10:00	867	20.2	-5.0	8.4	15.60	0.3	53.0
	11:00	867	19.8	-5.1	8.9	15.62	0.3	52.1
	12:00	867	19.6	-5.1	9.6	15.61	0.3	51.6
	13:00	867	19.3	-5.2	8.4	15.62	0.3	50.9
	14:00	867	19.0	-5.4	8.4	15.63	0.3	50.2
	15:00	867	18.9	-5.4	10.3	15.64	0.3	49.9
	16:00	867	18.9	-5.3	9.4	15.64	0.3	50.0
	17:00	867	18.7	-5.2	10.0	15.63	0.3	49.5
	18:00	867	18.8	-5.1	10.2	15.62	0.3	49.4
	19:00	867	19.0	-5.0	8.6	15.63	0.3	50.0
	20:00	867	19.0	-4.8	10.6	15.62	0.3	50.3
	21:00	867	19.2	-4.8	9.9	15.63	0.3	50.7
	22:00	867	19.4	-4.9	10.9	15.63	0.3	51.1
	23:00	867	19.5	-4.9	12.1	15.62	0.3	51.4
	0:00	867	19.8	-5.0	11.3	15.63	0.3	52.1
AVE		867	19.7	-4.9	9.6	15.62	0.3	51.8
SUM								
MAX		867	20.7	-4.4	13.75	15.64	0.3	54.4
MIN		867	18.7	-5.4	8.35	15.60	0.3	49.4

DAILY REPORT OF GAS TURBINE GENERATOR OPERATION

31 January, '23

ITEM	Time	AVERAGE EXHAUST TEMP	NOx STACK HRSG 2	SO2 STACK HRSG 2	CO STACK HRSG 2	O2 STACK HRSG 2	OPACITY STACK HRSG 2	NOX (7% O2) HRSG2
DATA		(AVR)	(AVR)	(AVR)	(AVR)	(AVR)	(AVR)	(AVR)
TAG NAME		2TX	1SAAAI2001	1SAAAI2002	1SAAAI2003	1SAAAI2004	1SAAAI2005	2NOX7P02
UNIT		degC	ppm	ppm	ppm	%O2	%	ppm
	1:00	867	20.0	-5.0	13.0	15.62	0.3	52.5
	2:00	867	20.2	-5.1	10.8	15.61	0.3	53.1
	3:00	867	20.2	-5.1	10.4	15.61	0.3	53.0
	4:00	867	20.2	-5.0	11.4	15.62	0.3	53.2
	5:00	867	20.2	-4.9	12.7	15.62	0.3	53.1
	6:00	867	20.4	-4.9	12.6	15.61	0.3	53.4
	7:00	867	20.3	-4.8	14.0	15.61	0.4	53.2
	8:00	867	20.3	-4.8	13.5	15.61	0.4	53.4
	9:00	867	20.2	-4.8	13.4	15.61	0.4	53.2
	10:00	867	20.2	-5.0	10.5	15.62	0.4	53.1
	11:00	867	19.7	-5.3	9.6	15.62	0.3	51.7
	12:00	867	19.5	-5.4	10.3	15.64	0.3	51.5
	13:00	867	19.3	-5.6	10.0	15.62	0.3	50.9
	14:00	867	19.2	-5.8	10.3	15.64	0.3	50.7
	15:00	867	19.0	-5.9	9.9	15.65	0.3	50.4
	16:00	867	18.8	-5.8	11.2	15.65	0.3	49.8
	17:00	867	18.9	-5.6	10.9	15.66	0.3	50.0
	18:00	867	18.6	-5.5	11.1	15.65	0.3	49.1
	19:00	867	18.5	-5.3	11.4	15.63	0.3	48.9
	20:00	867	18.7	-5.0	13.8	15.67	0.3	49.7
	21:00	867	18.6	-4.9	13.6	15.66	0.3	49.4
	22:00	867	18.7	-4.7	14.0	15.66	0.3	49.7
	23:00	867	18.9	-4.8	13.8	15.66	0.3	50.2
	0:00	867	19.0	-4.6	13.4	15.68	0.3	50.7
AVE		867	19.5	-5.2	11.9	15.63	0.3	51.4
SUM								
MAX		867	20.4	-4.6	14.02	15.68	0.4	53.4
MIN		867	18.5	-5.9	9.59	15.61	0.3	48.9

DAILY REPORT OF GAS TURBINE GENERATOR OPERATION

DATE: 01 March, '23

2TX.PV 1SAAAI2001.PV 1SAAAI2002.PV 1SAAAI2003.PV 1SAAAI2004.PV 1SAAAI2005.PV 2NOX7P02.PV								
ITEM	Time	AVERAGE EXHAUST TEMP	NOx STACK HRSG 2	SO2 STACK HRSG 2	CO STACK HRSG 2	O2 STACK HRSG 2	OPACITY STACK HRSG 2	NOX (7% O2) HRSG2
DATA		(AVR)	(AVR)	(AVR)	(AVR)	(AVR)	(AVR)	(AVR)
TAG NAME		2TX	1SAAAI2001	1SAAAI2002	1SAAAI2003	1SAAAI2004	1SAAAI2005	2NOX7P02
UNIT		degC	ppm	ppm	ppm	%O2	%	ppm
	1:00	867	11.2	-12.2	17.6	15.57	0.3	29.3
	2:00	867	11.3	-12.0	17.6	15.57	0.3	29.4
	3:00	867	11.3	-11.9	18.2	15.56	0.3	29.3
	4:00	867	11.0	-11.8	19.5	15.56	0.3	28.8
	5:00	867	10.8	-11.7	22.9	15.56	0.3	28.0
	6:00	867	10.9	-11.6	23.2	15.56	0.3	28.4
	7:00	867	10.9	-11.6	23.0	15.55	0.3	28.3
	8:00	867	11.0	-11.6	21.5	15.55	0.3	28.7
	9:00	867	11.4	-11.9	16.5	15.56	0.3	29.6
	10:00	867	11.6	-12.2	11.4	15.57	0.3	30.2
	11:00	867	11.3	-12.8	10.4	15.57	0.3	29.6
	12:00	867	11.4	-13.2	10.4	15.56	0.3	29.6
	13:00	867	12.0	-13.3	11.0	15.57	0.3	31.2
	14:00	867	11.7	-13.6	11.7	15.59	0.3	30.7
	15:00	867	11.8	-13.6	12.0	15.57	0.3	30.7
	16:00	867	11.4	-13.8	12.3	15.56	0.3	29.6
	17:00	867	10.6	-13.8	13.0	15.56	0.3	27.7
	18:00	867	10.5	-13.7	12.0	15.54	0.3	27.2
	19:00	867	10.7	-13.4	13.8	15.57	0.3	27.8
	20:00	867	10.5	-13.1	17.1	15.58	0.3	27.5
	21:00	867	10.6	-12.9	17.2	15.58	0.3	27.7
	22:00	867	10.7	-13.0	13.1	15.58	0.3	27.9
	23:00	867	10.7	-12.9	13.0	15.57	0.3	27.9
	0:00	867	10.8	-12.9	13.0	15.57	0.3	28.2
AVE		867	11.1	-12.7	15.5	15.57	0.3	28.9
SUM								
MAX		867	12.0	-11.6	23.19	15.59	0.3	31.2
MIN		867	10.5	-13.8	10.39	15.54	0.3	27.2

DAILY REPORT OF GAS TURBINE GENERATOR OPERATION

02 March, '23

ITEM	Time	AVERAGE EXHAUST TEMP	NOx STACK HRSG 2	SO2 STACK HRSG 2	CO STACK HRSG 2	O2 STACK HRSG 2	OPACITY STACK HRSG 2	NOX (7% O2) HRSG2
DATA		(AVR)	(AVR)	(AVR)	(AVR)	(AVR)	(AVR)	(AVR)
TAG NAME		2TX	1SAAAI2001	1SAAAI2002	1SAAAI2003	1SAAAI2004	1SAAAI2005	2NOX7P02
UNIT		degC	ppm	ppm	ppm	%O2	%	ppm
	1:00	867	10.8	-12.7	13.5	15.57	0.3	28.2
	2:00	867	10.8	-12.6	14.7	15.57	0.3	28.3
	3:00	867	11.0	-12.6	13.0	15.58	0.3	28.7
	4:00	867	11.0	-12.6	12.9	15.58	0.3	28.7
	5:00	867	11.1	-12.5	13.1	15.57	0.3	28.9
	6:00	867	11.0	-12.5	12.0	15.57	0.3	28.7
	7:00	867	11.1	-12.4	11.6	15.57	0.4	29.1
	8:00	867	11.1	-12.5	11.7	15.57	0.4	28.9
	9:00	867	11.0	-12.7	11.3	15.58	0.4	28.8
	10:00	867	11.0	-12.9	10.9	15.57	0.4	28.8
	11:00	867	11.0	-13.2	10.6	15.58	0.3	28.8
	12:00	867	11.3	-13.4	10.5	15.56	0.3	29.4
	13:00	867	11.8	-13.5	10.3	15.56	0.3	30.7
	14:00	867	12.1	-13.5	10.2	15.55	0.3	31.4
	15:00	867	11.9	-13.7	10.3	15.54	0.3	30.8
	16:00	867	11.4	-13.9	9.9	15.54	0.3	29.6
	17:00	867	11.0	-13.9	10.2	15.54	0.3	28.5
	18:00	867	10.8	-13.8	10.1	15.55	0.3	28.1
	19:00	867	10.9	-13.5	11.1	15.53	0.3	28.3
	20:00	867	11.1	-13.2	11.1	15.57	0.3	28.9
	21:00	867	11.0	-13.2	11.7	15.57	0.3	28.5
	22:00	867	11.0	-13.2	11.8	15.57	0.3	28.6
	23:00	867	11.0	-13.0	12.1	15.56	0.3	28.5
	0:00	867	11.0	-12.9	12.6	15.56	0.3	28.6
AVE		867	11.1	-13.1	11.6	15.56	0.3	29.0
SUM								
MAX		867	12.1	-12.4	14.70	15.58	0.4	31.4
MIN		867	10.8	-13.9	9.91	15.53	0.3	28.1

DAILY REPORT OF GAS TURBINE GENERATOR OPERATION

03 March , ' 23

ITEM	Time	AVERAGE EXHAUST TEMP	NOx STACK HRSG 2	SO2 STACK HRSG 2	CO STACK HRSG 2	O2 STACK HRSG 2	OPACITY STACK HRSG 2	NOX (7% O2) HRSG2
DATA		(AVR)	(AVR)	(AVR)	(AVR)	(AVR)	(AVR)	(AVR)
TAG NAME		ZTX	1SAAAI2001	1SAAAI2002	1SAAAI2003	1SAAAI2004	1SAAAI2005	2NOX7P02
UNIT		degC	ppm	ppm	ppm	%O2	%	ppm
	1:00	867	11.2	-12.8	12.6	15.56	0.3	29.1
	2:00	867	11.1	-12.7	13.4	15.56	0.3	28.8
	3:00	867	11.4	-12.5	14.7	15.56	0.3	29.9
	4:00	867	11.5	-12.4	14.5	15.56	0.3	29.9
	5:00	867	11.6	-12.3	14.3	15.56	0.3	30.3
	6:00	867	11.7	-12.3	14.2	15.56	0.3	30.3
	7:00	867	11.7	-12.2	14.3	15.57	0.3	30.5
	8:00	867	11.7	-12.2	13.8	15.57	0.3	30.5
	9:00	867	11.9	-12.3	13.4	15.57	0.3	31.0
	10:00	867	11.9	-12.5	12.7	15.57	0.3	31.0
	11:00	867	11.9	-12.7	12.2	15.56	0.3	30.9
	12:00	867	11.8	-13.0	12.5	15.57	0.3	30.8
	13:00	867	12.0	-13.3	12.2	15.54	0.3	31.1
	14:00	867	12.1	-13.4	12.5	15.54	0.3	31.3
	15:00	867	12.0	-13.6	12.4	15.53	0.3	31.0
	16:00	867	11.7	-13.7	12.2	15.55	0.3	30.3
	17:00	867	11.5	-13.6	12.4	15.55	0.3	30.0
	18:00	867	11.7	-13.3	12.8	15.54	0.3	30.4
	19:00	867	11.7	-13.0	14.3	15.55	0.3	30.4
	20:00	867	11.5	-12.8	17.5	15.56	0.3	30.0
	21:00	867	11.5	-12.7	17.6	15.56	0.3	30.0
	22:00	867	11.6	-12.7	17.1	15.56	0.3	30.2
	23:00	867	11.5	-12.5	17.6	15.56	0.3	30.0
	0:00	867	11.6	-12.5	16.2	15.56	0.3	30.3
AVE		867	11.7	-12.8	14.1	15.56	0.3	30.3
SUM								
MAX		867	12.1	-12.2	17.60	15.57	0.3	31.3
MIN		867	11.1	-13.7	12.18	15.53	0.3	28.8

DAILY REPORT OF GAS TURBINE GENERATOR OPERATION

04 March , ' 23

ITEM	Time	AVERAGE EXHAUST TEMP	NOx STACK HRSG 2	SO2 STACK HRSG 2	CO STACK HRSG 2	O2 STACK HRSG 2	OPACITY STACK HRSG 2	NOX (7% O2) HRSG2
DATA		(AVR)	(AVR)	(AVR)	(AVR)	(AVR)	(AVR)	(AVR)
TAG NAME		ZTX	1SAAAI2001	1SAAAI2002	1SAAAI2003	1SAAAI2004	1SAAAI2005	2NOX7P02
UNIT		degC	ppm	ppm	ppm	%O2	%	ppm
	1:00	867	11.7	-12.4	16.0	15.56	0.3	30.4
	2:00	867	11.7	-12.3	16.1	15.56	0.3	30.4
	3:00	867	11.7	-12.3	16.0	15.55	0.3	30.3
	4:00	867	11.6	-12.2	16.0	15.55	0.3	30.1
	5:00	867	11.9	-12.0	16.5	15.55	0.3	30.9
	6:00	867	11.8	-11.9	16.1	15.55	0.3	30.8
	7:00	867	11.9	-11.9	15.7	15.55	0.3	31.0
	8:00	867	12.0	-11.9	15.3	15.54	0.3	31.2
	9:00	867	12.0	-12.1	15.0	15.56	0.3	31.1
	10:00	867	11.8	-12.2	14.5	15.57	0.3	30.9
	11:00	867	11.9	-12.5	14.1	15.56	0.3	31.0
	12:00	867	11.9	-12.8	13.7	15.54	0.3	30.8
	13:00	867	11.9	-13.1	13.4	15.54	0.3	30.8
	14:00	867	11.9	-13.3	13.3	15.54	0.3	31.0
	15:00	867	11.8	-13.4	13.5	15.53	0.3	30.7
	16:00	867	11.6	-13.4	13.6	15.53	0.3	30.1
	17:00	867	11.6	-13.3	14.3	15.53	0.3	29.9
	18:00	867	11.5	-13.1	14.9	15.54	0.3	29.9
	19:00	867	11.7	-12.9	16.0	15.52	0.3	30.3
	20:00	867	11.3	-12.6	19.5	15.57	0.3	29.5
	21:00	867	11.4	-12.6	17.5	15.57	0.3	29.6
	22:00	867	11.5	-12.5	16.0	15.57	0.3	30.0
	23:00	867	11.4	-12.5	16.3	15.57	0.3	29.7
	0:00	867	11.5	-12.2	20.3	15.57	0.3	30.0
AVE		867	11.7	-12.6	15.6	15.55	0.3	30.4
SUM								
MAX		867	12.0	-11.9	20.34	15.57	0.3	31.2
MIN		867	11.3	-13.4	13.27	15.52	0.3	29.5

DAILY REPORT OF GAS TURBINE GENERATOR OPERATION

05 March , '23

ITEM	Time	AVERAGE EXHAUST TEMP	NOx STACK HRSG 2	SO2 STACK HRSG 2	CO STACK HRSG 2	O2 STACK HRSG 2	OPACITY STACK HRSG 2	NOX (7% O2) HRSG2
DATA		(AVR)	(AVR)	(AVR)	(AVR)	(AVR)	(AVR)	(AVR)
TAG NAME		2TX	15AAAI2001	15AAAI2002	15AAAI2003	15AAAI2004	15AAAI2005	2NOX7P02
UNIT		degC	ppm	ppm	ppm	%O2	%	ppm
	1:00	867	11.5	-12.2	18.3	15.56	0.3	29.9
	2:00	867	11.5	-12.2	16.6	15.56	0.3	30.1
	3:00	867	11.5	-12.1	16.8	15.57	0.3	30.0
	4:00	867	11.5	-12.1	16.7	15.56	0.3	30.0
	5:00	867	11.6	-12.0	16.8	15.56	0.3	30.3
	6:00	867	11.6	-12.0	16.9	15.56	0.3	30.2
	7:00	867	11.6	-12.0	16.7	15.55	0.3	30.1
	8:00	867	11.8	-11.9	16.2	15.56	0.3	30.6
	9:00	867	11.7	-12.0	16.1	15.55	0.3	30.5
	10:00	867	11.5	-12.2	15.7	15.55	0.3	29.9
	11:00	867	11.6	-12.5	15.2	15.56	0.3	30.3
	12:00	867	11.6	-12.8	14.8	15.55	0.3	30.1
	13:00	867	11.8	-13.0	14.6	15.54	0.3	30.5
	14:00	867	11.8	-13.2	14.9	15.54	0.3	30.5
	15:00	867	11.8	-13.4	15.0	15.52	0.3	30.3
	16:00	867	11.4	-13.5	14.6	15.53	0.3	29.5
	17:00	867	11.4	-13.1	16.8	15.54	0.3	29.5
	18:00	867	11.4	-13.0	16.3	15.54	0.3	29.5
	19:00	867	11.5	-12.8	15.6	15.55	0.3	29.7
	20:00	867	11.4	-12.8	16.7	15.55	0.3	29.6
	21:00	867	11.1	-12.6	20.3	15.55	0.3	28.8
	22:00	867	11.1	-12.5	20.9	15.54	0.3	28.7
	23:00	867	11.1	-12.5	18.5	15.55	0.3	28.8
	0:00	867	11.2	-12.5	18.1	15.54	0.3	28.9
AVE		867	11.5	-12.5	16.6	15.55	0.3	29.8
SUM								
MAX		867	11.8	-11.9	20.88	15.57	0.3	30.6
MIN		867	11.1	-13.5	14.56	15.52	0.3	28.7

DAILY REPORT OF GAS TURBINE GENERATOR OPERATION

06 March , '23

ITEM	Time	AVERAGE EXHAUST TEMP	NOx STACK HRSG 2	SO2 STACK HRSG 2	CO STACK HRSG 2	O2 STACK HRSG 2	OPACITY STACK HRSG 2	NOX (7% O2) HRSG2
DATA		(AVR)	(AVR)	(AVR)	(AVR)	(AVR)	(AVR)	(AVR)
TAG NAME		2TX	15AAAI2001	15AAAI2002	15AAAI2003	15AAAI2004	15AAAI2005	2NOX7P02
UNIT		degC	ppm	ppm	ppm	%O2	%	ppm
	1:00	867	11.0	-12.4	18.9	15.53	0.3	28.5
	2:00	867	11.0	-12.3	18.7	15.54	0.3	28.6
	3:00	867	11.4	-12.2	18.7	15.54	0.3	29.5
	4:00	867	11.4	-12.1	19.2	15.53	0.3	29.4
	5:00	867	11.4	-12.0	19.4	15.54	0.3	29.6
	6:00	867	11.4	-12.0	19.2	15.54	0.3	29.6
	7:00	867	11.5	-12.0	19.0	15.54	0.4	29.8
	8:00	867	11.6	-11.9	19.0	15.53	0.4	30.0
	9:00	867	11.5	-12.1	18.8	15.53	0.4	29.8
	10:00	867	11.3	-12.2	18.3	15.54	0.3	29.4
	11:00	867	11.3	-12.5	18.3	15.54	0.3	29.3
	12:00	867	11.5	-12.7	18.1	15.53	0.3	29.7
	13:00	867	11.5	-13.0	17.8	15.53	0.3	29.7
	14:00	867	11.5	-13.2	18.2	15.53	0.3	29.7
	15:00	867	11.5	-13.3	17.7	15.53	0.3	29.9
	16:00	867	11.3	-13.3	18.1	15.52	0.3	29.2
	17:00	867	10.9	-13.3	17.7	15.52	0.3	28.3
	18:00	867	11.3	-13.0	17.5	15.53	0.3	29.2
	19:00	867	11.3	-12.9	17.7	15.51	0.3	29.2
	20:00	867	11.4	-12.8	19.0	15.52	0.3	29.3
	21:00	867	11.3	-12.6	21.5	15.53	0.3	29.2
	22:00	867	11.1	-12.4	24.0	15.54	0.3	28.9
	23:00	867	11.3	-12.4	21.3	15.53	0.3	29.2
	0:00	867	11.3	-12.5	19.8	15.53	0.3	29.3
AVE		867	11.3	-12.6	19.0	15.53	0.3	29.3
SUM								
MAX		867	11.6	-11.9	24.00	15.54	0.4	30.0
MIN		867	10.9	-13.3	17.47	15.51	0.3	28.3

DAILY REPORT OF GAS TURBINE GENERATOR OPERATION

07 March , ' 23

ITEM	Time	AVERAGE EXHAUST TEMP	NOx STACK HRSG 2	SO2 STACK HRSG 2	CO STACK HRSG 2	O2 STACK HRSG 2	OPACITY STACK HRSG 2	NOX (7% O2) HRSG2
DATA		(AVR)	(AVR)	(AVR)	(AVR)	(AVR)	(AVR)	(AVR)
TAG NAME		ZTX	1SAAAI2001	1SAAAI2002	1SAAAI2003	1SAAAI2004	1SAAAI2005	2NOX7P02
UNIT		degC	ppm	ppm	ppm	%O2	%	ppm
	1:00	867	11.3	-12.4	19.8	15.53	0.3	29.2
	2:00	867	11.2	-12.3	20.3	15.52	0.3	29.0
	3:00	867	11.3	-12.1	20.4	15.53	0.3	29.3
	4:00	867	11.4	-12.0	21.1	15.53	0.3	29.5
	5:00	867	11.4	-12.0	21.2	15.53	0.3	29.5
	6:00	867	11.3	-11.9	21.1	15.52	0.3	29.2
	7:00	867	11.3	-11.9	21.8	15.52	0.3	29.1
	8:00	867	11.3	-12.0	21.7	15.53	0.3	29.2
	9:00	867	11.4	-12.2	20.7	15.54	0.3	29.5
	10:00	867	11.5	-12.4	19.6	15.54	0.3	29.7
	11:00	867	11.6	-12.7	18.2	15.53	0.3	29.9
	12:00	867	11.8	-13.0	17.4	15.53	0.3	30.5
	13:00	867	12.1	-13.2	16.7	15.52	0.3	31.2
	14:00	867	12.1	-13.4	16.9	15.51	0.3	31.3
	15:00	867	12.2	-13.6	16.0	15.50	0.3	31.4
	16:00	867	12.1	-13.6	15.7	15.51	0.3	31.1
	17:00	867	11.8	-13.6	15.5	15.52	0.3	30.5
	18:00	867	11.6	-13.5	15.1	15.51	0.3	30.1
	19:00	867	11.8	-13.2	16.0	15.50	0.3	30.4
	20:00	867	11.9	-12.9	16.3	15.53	0.3	30.7
	21:00	867	11.8	-12.7	20.5	15.52	0.3	30.4
	22:00	867	11.4	-12.8	18.4	15.52	0.3	29.5
	23:00	867	11.3	-12.8	19.7	15.51	0.3	29.1
	0:00	867	11.3	-12.6	19.2	15.52	0.3	29.3
AVE		867	11.6	-12.7	18.8	15.52	0.3	29.9
SUM								
MAX		867	12.2	-11.9	21.80	15.54	0.3	31.4
MIN		867	11.2	-13.6	15.15	15.50	0.3	29.0

DAILY REPORT OF GAS TURBINE GENERATOR OPERATION

08 March , ' 23

ITEM	Time	AVERAGE EXHAUST TEMP	NOx STACK HRSG 2	SO2 STACK HRSG 2	CO STACK HRSG 2	O2 STACK HRSG 2	OPACITY STACK HRSG 2	NOX (7% O2) HRSG2
DATA		(AVR)	(AVR)	(AVR)	(AVR)	(AVR)	(AVR)	(AVR)
TAG NAME		ZTX	1SAAAI2001	1SAAAI2002	1SAAAI2003	1SAAAI2004	1SAAAI2005	2NOX7P02
UNIT		degC	ppm	ppm	ppm	%O2	%	ppm
	1:00	867	11.3	-12.6	18.8	15.52	0.3	29.1
	2:00	867	11.3	-12.6	17.9	15.53	0.3	29.3
	3:00	867	11.3	-12.6	18.4	15.52	0.3	29.1
	4:00	867	11.3	-12.5	17.7	15.52	0.3	29.1
	5:00	867	11.3	-12.5	17.6	15.53	0.3	29.1
	6:00	867	11.4	-12.4	17.2	15.53	0.3	29.5
	7:00	867	11.4	-12.5	16.3	15.52	0.3	29.4
	8:00	867	11.5	-12.4	16.3	15.52	0.3	29.8
	9:00	867	11.7	-12.4	16.0	15.52	0.3	30.3
	10:00	867	11.7	-12.6	15.6	15.53	0.3	30.2
	11:00	867	12.0	-12.8	14.6	15.54	0.3	31.2
	12:00	867	12.2	-13.1	14.2	15.52	0.3	31.6
	13:00	867	12.6	-13.3	13.9	15.51	0.3	32.4
	14:00	867	12.6	-13.4	14.4	15.50	0.3	32.4
	15:00	867	12.5	-13.6	14.3	15.51	0.3	32.3
	16:00	867	12.1	-13.7	13.9	15.51	0.3	31.3
	17:00	867	11.7	-13.8	14.3	15.51	0.3	30.3
	18:00	867	11.6	-13.6	16.3	15.52	0.3	30.8
	19:00	867	11.7	-13.4	17.8	15.54	0.3	30.3
	20:00	867	11.6	-13.2	17.5	15.58	0.3	30.2
	21:00	867	11.5	-13.1	16.6	15.56	0.3	29.9
	22:00	867	11.7	-12.9	17.2	15.55	0.3	30.3
	23:00	867	11.6	-12.8	17.4	15.54	0.3	30.2
	0:00	867	11.6	-12.8	17.2	15.54	0.3	30.2
AVE		867	11.7	-12.9	16.3	15.53	0.3	30.3
SUM								
MAX		867	12.6	-12.4	18.84	15.58	0.3	32.4
MIN		867	11.3	-13.8	13.86	15.50	0.3	29.1

DAILY REPORT OF GAS TURBINE GENERATOR OPERATION

09 March , ' 23

ITEM	Time	AVERAGE EXHAUST TEMP	NOx STACK HRSG 2	SO2 STACK HRSG 2	CO STACK HRSG 2	O2 STACK HRSG 2	OPACITY STACK HRSG 2	NOX (7% O2) HRSG2
DATA		(AVR)	(AVR)	(AVR)	(AVR)	(AVR)	(AVR)	(AVR)
TAG NAME		2TX	1SAAAI2001	1SAAAI2002	1SAAAI2003	1SAAAI2004	1SAAAI2005	2NOX7PO2
UNIT		degC	ppm	ppm	ppm	%O2	%	ppm
	1:00	867	11.6	-12.6	16.6	15.54	0.3	30.1
	2:00	867	11.4	-12.7	16.9	15.53	0.3	29.4
	3:00	867	11.4	-12.7	16.2	15.54	0.3	29.7
	4:00	867	11.5	-12.7	15.9	15.53	0.3	29.8
	5:00	867	11.5	-12.6	16.0	15.53	0.3	29.6
	6:00	867	11.5	-12.6	15.9	15.53	0.3	29.7
	7:00	867	11.3	-12.6	15.9	15.52	0.3	29.3
	8:00	867	11.3	-12.7	15.7	15.53	0.3	29.3
	9:00	867	11.4	-12.8	15.3	15.52	0.3	29.5
	10:00	867	11.6	-13.0	14.8	15.52	0.3	29.9
	11:00	867	11.8	-13.2	14.4	15.53	0.3	30.4
	12:00	867	12.0	-13.4	14.3	15.52	0.3	31.0
	13:00	867	12.2	-13.5	13.8	15.54	0.3	31.6
	14:00	867	12.4	-13.5	13.9	15.55	0.3	32.1
	15:00	867	12.3	-13.6	13.5	15.52	0.3	31.9
	16:00	867	11.9	-13.8	14.1	15.51	0.3	30.7
	17:00	867	11.4	-13.9	14.4	15.50	0.3	29.4
	18:00	867	10.8	-13.8	16.1	15.50	0.3	27.8
	19:00	867	11.0	-13.6	16.9	15.49	0.3	28.2
	20:00	867	11.4	-13.3	17.1	15.52	0.3	29.4
	21:00	867	11.4	-13.3	16.2	15.52	0.3	29.5
	22:00	867	11.4	-13.2	16.7	15.52	0.3	29.4
	23:00	867	11.4	-13.2	16.1	15.51	0.3	29.3
	0:00	867	11.3	-13.2	15.5	15.52	0.3	29.2
AVE		867	11.5	-13.2	15.5	15.52	0.3	29.8
SUM								
MAX		867	12.4	-12.6	17.05	15.55	0.3	32.1
MIN		867	10.8	-13.9	13.49	15.49	0.3	27.8

DAILY REPORT OF GAS TURBINE GENERATOR OPERATION

10 March , ' 23

ITEM	Time	AVERAGE EXHAUST TEMP	NOx STACK HRSG 2	SO2 STACK HRSG 2	CO STACK HRSG 2	O2 STACK HRSG 2	OPACITY STACK HRSG 2	NOX (7% O2) HRSG2
DATA		(AVR)	(AVR)	(AVR)	(AVR)	(AVR)	(AVR)	(AVR)
TAG NAME		2TX	1SAAAI2001	1SAAAI2002	1SAAAI2003	1SAAAI2004	1SAAAI2005	2NOX7PO2
UNIT		degC	ppm	ppm	ppm	%O2	%	ppm
	1:00	867	11.3	-13.1	15.5	15.51	0.3	29.2
	2:00	867	11.3	-13.0	15.7	15.53	0.3	29.4
	3:00	867	11.3	-13.0	15.7	15.52	0.3	29.2
	4:00	867	11.2	-12.9	16.0	15.52	0.3	29.0
	5:00	867	11.2	-12.9	16.6	15.51	0.3	28.9
	6:00	867	11.1	-12.8	17.2	15.52	0.3	28.6
	7:00	867	11.2	-12.8	16.1	15.54	0.4	29.0
	8:00	867	11.6	-12.7	14.7	15.54	0.4	30.2
	9:00	867	11.6	-12.9	14.2	15.53	0.4	30.1
	10:00	867	11.6	-13.0	14.0	15.53	0.4	30.1
	11:00	867	11.6	-13.3	14.1	15.53	0.3	30.1
	12:00	867	12.0	-13.4	13.6	15.53	0.3	31.1
	13:00	867	12.1	-13.5	13.8	15.53	0.3	31.2
	14:00	867	12.2	-13.7	13.7	15.52	0.3	31.4
	15:00	867	12.1	-13.7	14.4	15.52	0.3	31.3
	16:00	867	11.5	-13.9	13.9	15.52	0.3	29.6
	17:00	867	11.0	-13.9	14.0	15.52	0.3	28.4
	18:00	867	11.0	-13.9	14.7	15.51	0.3	28.4
	19:00	867	10.6	-13.7	18.0	15.49	0.3	27.2
	20:00	867	10.7	-13.5	18.0	15.52	0.3	27.7
	21:00	867	10.9	-13.3	17.9	15.52	0.3	28.2
	22:00	867	11.1	-13.2	16.8	15.52	0.3	28.7
	23:00	867	11.0	-13.1	18.4	15.52	0.3	28.5
	0:00	867	11.1	-13.1	15.4	15.52	0.3	28.7
AVE		867	11.4	-13.3	15.5	15.52	0.3	29.3
SUM								
MAX		867	12.2	-12.7	18.77	15.54	0.4	31.4
MIN		867	10.6	-13.9	13.65	15.49	0.3	27.2

DAILY REPORT OF GAS TURBINE GENERATOR OPERATION

11 March , ' 23

ITEM	Time	AVERAGE EXHAUST TEMP	NOx STACK HRSG 2	SO2 STACK HRSG 2	CO STACK HRSG 2	O2 STACK HRSG 2	OPACITY STACK HRSG 2	NOX (7% O2) HRSG2
DATA		(AVR)	(AVR)	(AVR)	(AVR)	(AVR)	(AVR)	(AVR)
TAG NAME		2TX	1SAAAI2001	1SAAAI2002	1SAAAI2003	1SAAAI2004	1SAAAI2005	2NOX7P02
UNIT		degC	ppm	ppm	ppm	%O2	%	ppm
	1:00	867	11.1	-13.0	15.3	15.52	0.3	28.8
	2:00	867	10.9	-13.0	15.4	15.53	0.3	28.3
	3:00	867	11.0	-13.0	15.3	15.52	0.3	28.3
	4:00	867	11.0	-12.9	15.3	15.54	0.3	28.6
	5:00	867	10.9	-12.9	15.4	15.55	0.3	28.3
	6:00	867	10.9	-12.8	15.4	15.54	0.3	28.3
	7:00	867	10.9	-12.9	15.5	15.54	0.3	28.3
	8:00	867	11.1	-12.8	15.1	15.56	0.3	28.7
	9:00	867	11.2	-13.0	14.8	15.56	0.3	29.2
	10:00	867	11.1	-13.2	15.2	15.55	0.3	28.9
	11:00	867	11.4	-13.3	15.1	15.56	0.3	29.7
	12:00	867	11.8	-13.5	14.6	15.54	0.3	30.7
	13:00	867	12.2	-13.5	14.3	15.52	0.3	31.5
	14:00	867	11.9	-13.7	14.7	15.51	0.3	30.7
	15:00	867	11.6	-13.8	14.5	15.51	0.3	30.0
	16:00	867	11.6	-13.9	14.6	15.51	0.3	29.9
	17:00	867	10.9	-14.0	15.0	15.51	0.3	28.2
	18:00	867	11.0	-13.7	16.0	15.49	0.3	28.3
	19:00	867	11.1	-13.4	16.2	15.51	0.3	28.5
	20:00	867	11.1	-13.3	15.8	15.51	0.3	28.5
	21:00	867	10.8	-13.2	16.0	15.51	0.3	28.0
	22:00	867	10.9	-13.2	15.7	15.51	0.3	28.2
	23:00	867	11.0	-13.1	16.1	15.51	0.3	28.4
	0:00	867	10.9	-13.1	16.0	15.51	0.3	28.2
AVE		867	11.2	-13.3	15.3	15.53	0.3	28.9
SUM								
MAX		867	12.2	-12.8	16.20	15.56	0.3	31.5
MIN		867	10.8	-14.0	14.32	15.49	0.3	28.0

DAILY REPORT OF GAS TURBINE GENERATOR OPERATION

12 March , ' 23

ITEM	Time	AVERAGE EXHAUST TEMP	NOx STACK HRSG 2	SO2 STACK HRSG 2	CO STACK HRSG 2	O2 STACK HRSG 2	OPACITY STACK HRSG 2	NOX (7% O2) HRSG2
DATA		(AVR)	(AVR)	(AVR)	(AVR)	(AVR)	(AVR)	(AVR)
TAG NAME		2TX	1SAAAI2001	1SAAAI2002	1SAAAI2003	1SAAAI2004	1SAAAI2005	2NOX7P02
UNIT		degC	ppm	ppm	ppm	%O2	%	ppm
	1:00	867	11.1	-13.0	16.0	15.52	0.3	28.6
	2:00	867	11.0	-13.0	16.2	15.52	0.3	28.5
	3:00	867	11.0	-13.0	16.5	15.52	0.3	28.4
	4:00	867	11.1	-13.0	16.1	15.52	0.3	28.6
	5:00	867	11.1	-13.0	16.3	15.52	0.3	28.6
	6:00	867	11.1	-13.0	16.4	15.54	0.3	28.8
	7:00	867	11.2	-13.0	16.2	15.53	0.4	28.9
	8:00	867	11.1	-13.0	16.4	15.53	0.4	28.8
	9:00	867	11.2	-13.1	16.5	15.52	0.4	29.0
	10:00	867	11.3	-13.2	15.3	15.52	0.4	29.1
	11:00	867	11.2	-13.4	15.2	15.52	0.3	29.0
	12:00	867	11.4	-13.5	15.1	15.53	0.3	29.4
	13:00	867	11.5	-13.5	15.2	15.53	0.3	29.7
	14:00	867	11.9	-13.6	15.5	15.51	0.3	30.6
	15:00	867	11.6	-13.7	15.0	15.50	0.3	30.0
	16:00	867	11.2	-13.9	15.0	15.50	0.3	28.7
	17:00	867	10.6	-13.9	16.2	15.50	0.3	27.2
	18:00	867	10.3	-13.7	18.3	15.48	0.3	26.9
	19:00	867	10.7	-13.5	17.2	15.50	0.3	27.6
	20:00	867	10.7	-13.3	17.5	15.51	0.3	27.7
	21:00	867	10.8	-13.3	17.7	15.51	0.3	27.8
	22:00	867	10.7	-13.2	17.9	15.51	0.3	27.5
	23:00	867	10.8	-13.1	17.6	15.51	0.3	28.0
	0:00	867	10.1	-13.1	15.9	15.61	0.3	26.4
AVE		867	11.0	-13.3	16.3	15.52	0.3	28.5
SUM								
MAX		867	11.9	-13.0	18.27	15.61	0.4	30.6
MIN		867	10.1	-13.9	15.02	15.48	0.3	26.4

DAILY REPORT OF GAS TURBINE GENERATOR OPERATION

13 March, '23

ITEM	Time	AVERAGE EXHAUST TEMP	NOx STACK HRSG 2	SO2 STACK HRSG 2	CO STACK HRSG 2	O2 STACK HRSG 2	OPACITY STACK HRSG 2	NOX (7% O2) HRSG2
DATA		(AVR)	(AVR)	(AVR)	(AVR)	(AVR)	(AVR)	(AVR)
TAG NAME		21X	1SAAAI2001	1SAAAI2002	1SAAAI2003	1SAAAI2004	1SAAAI2005	2NOX7P02
UNIT		degC	ppm	ppm	ppm	%O2	%	ppm
	1:00	867	10.8	-12.0	16.7	15.61	0.3	28.2
	2:00	867	10.7	-12.8	17.0	15.55	0.3	27.9
	3:00	867	10.8	-12.9	17.4	15.51	0.3	28.1
	4:00	867	11.4	-12.7	16.4	15.52	0.3	29.6
	5:00	867	12.1	-12.0	17.5	15.50	0.3	31.1
	6:00	867	11.9	-12.6	17.6	15.50	0.3	30.5
	7:00	867	11.6	-12.1	18.0	15.50	0.3	30.0
	8:00	867	11.6	-12.1	17.8	15.51	0.3	29.9
	9:00	867	11.5	-12.3	17.0	15.51	0.3	29.8
	10:00	867	11.7	-12.4	16.6	15.53	0.3	30.2
	11:00	867	11.5	-12.7	16.5	15.53	0.3	29.8
	12:00	867	11.5	-13.0	16.1	15.52	0.3	29.6
	13:00	867	11.4	-13.3	16.1	15.51	0.3	29.3
	14:00	867	11.5	-13.3	16.4	15.51	0.3	29.6
	15:00	867	11.0	-13.5	16.1	15.50	0.3	28.2
	16:00	867	11.3	-13.4	15.7	15.51	0.3	29.0
	17:00	867	11.3	-13.4	16.2	15.51	0.3	29.0
	18:00	867	11.4	-13.2	16.8	15.49	0.3	29.3
	19:00	867	11.2	-13.0	18.7	15.50	0.3	28.9
	20:00	867	11.2	-12.8	20.1	15.51	0.3	28.8
	21:00	867	11.3	-12.7	18.5	15.50	0.3	29.2
	22:00	867	11.3	-12.6	19.8	15.51	0.3	29.2
	23:00	867	11.3	-12.4	20.3	15.51	0.3	29.2
	0:00	867	11.4	-12.4	18.4	15.51	0.3	29.4
AVE		867	11.4	-12.7	17.4	15.52	0.3	29.3
SUM								
MAX		867	12.1	-12.0	20.32	15.61	0.3	31.1
MIN		867	10.7	-13.5	15.74	15.49	0.3	27.9

DAILY REPORT OF GAS TURBINE GENERATOR OPERATION

14 March, '23

ITEM	Time	AVERAGE EXHAUST TEMP	NOx STACK HRSG 2	SO2 STACK HRSG 2	CO STACK HRSG 2	O2 STACK HRSG 2	OPACITY STACK HRSG 2	NOX (7% O2) HRSG2
DATA		(AVR)	(AVR)	(AVR)	(AVR)	(AVR)	(AVR)	(AVR)
TAG NAME		21X	1SAAAI2001	1SAAAI2002	1SAAAI2003	1SAAAI2004	1SAAAI2005	2NOX7P02
UNIT		degC	ppm	ppm	ppm	%O2	%	ppm
	1:00	867	11.6	-12.4	18.6	15.51	0.3	30.0
	2:00	867	11.6	-12.3	18.6	15.51	0.3	29.8
	3:00	867	11.6	-12.3	19.2	15.51	0.3	30.0
	4:00	867	11.6	-12.2	20.9	15.51	0.3	29.9
	5:00	867	11.7	-12.2	18.8	15.51	0.3	30.3
	6:00	867	11.8	-12.2	17.7	15.50	0.3	30.4
	7:00	867	11.8	-12.1	17.7	15.51	0.3	30.5
	8:00	867	11.9	-12.1	17.7	15.51	0.3	30.8
	9:00	867	12.0	-12.2	17.4	15.51	0.3	30.9
	10:00	867	12.0	-12.4	16.8	15.51	0.3	30.8
	11:00	867	11.9	-12.7	16.7	15.51	0.3	30.6
	12:00	867	11.9	-13.0	16.5	15.50	0.3	30.5
	13:00	867	11.9	-13.2	16.8	15.49	0.3	30.7
	14:00	867	12.1	-13.3	16.2	15.49	0.3	30.9
	15:00	867	12.0	-13.4	16.3	15.48	0.3	30.6
	16:00	867	11.5	-13.5	16.3	15.49	0.3	29.7
	17:00	867	11.5	-13.5	16.1	15.50	0.3	29.6
	18:00	867	11.6	-13.3	16.5	15.51	0.3	29.9
	19:00	867	11.6	-13.0	18.2	15.49	0.3	29.9
	20:00	867	11.5	-12.8	20.6	15.51	0.3	29.7
	21:00	867	11.5	-12.7	21.0	15.51	0.3	29.6
	22:00	867	11.2	-12.8	19.4	15.51	0.3	28.9
	23:00	867	11.3	-12.6	20.7	15.50	0.3	29.0
	0:00	867	11.2	-12.6	20.9	15.50	0.3	28.9
AVE		867	11.7	-12.7	18.2	15.50	0.3	30.1
SUM								
MAX		867	12.1	-12.1	21.03	15.51	0.3	30.9
MIN		867	11.2	-13.5	16.11	15.48	0.3	28.9

DAILY REPORT OF GAS TURBINE GENERATOR OPERATION

15 March , ' 23

ITEM	Time	AVERAGE EXHAUST TEMP	NOx STACK HRSG 2	SO2 STACK HRSG 2	CO STACK HRSG 2	O2 STACK HRSG 2	OPACITY STACK HRSG 2	NOX (7% O2) HRSG2
DATA		(AVR)	(AVR)	(AVR)	(AVR)	(AVR)	(AVR)	(AVR)
TAG NAME		2TX	1SAAAI2001	1SAAAI2002	1SAAAI2003	1SAAAI2004	1SAAAI2005	2NOX7PO2
UNIT		degC	ppm	ppm	ppm	%O2	%	ppm
	1:00	867	11.1	-12.5	21.2	15.50	0.3	28.5
	2:00	867	11.1	-12.5	20.0	15.50	0.3	28.6
	3:00	867	11.0	-12.5	19.7	15.50	0.3	28.2
	4:00	867	11.0	-12.5	18.3	15.50	0.3	28.5
	5:00	867	11.1	-12.4	18.3	15.50	0.3	28.6
	6:00	867	11.1	-12.4	17.9	15.51	0.3	28.7
	7:00	867	11.3	-12.3	17.9	15.51	0.3	29.2
	8:00	867	11.2	-12.5	18.0	15.51	0.3	29.0
	9:00	867	11.4	-12.5	17.6	15.50	0.3	29.3
	10:00	867	11.6	-12.7	17.2	15.52	0.3	30.0
	11:00	867	11.9	-12.9	16.5	15.53	0.3	30.7
	12:00	867	11.8	-13.2	16.5	15.56	0.3	30.6
	13:00	867	11.9	-13.5	16.3	15.55	0.3	30.8
	14:00	867	11.9	-13.7	16.0	15.54	0.3	30.9
	15:00	867	11.6	-13.9	16.8	15.54	0.3	30.1
	16:00	867	11.2	-13.9	17.5	15.54	0.3	29.1
	17:00	867	10.9	-13.7	18.6	15.55	0.3	28.4
	18:00	867	11.2	-13.4	19.7	15.59	0.3	29.4
	19:00	867	11.4	-13.2	19.9	15.55	0.3	29.7
	20:00	867	11.3	-13.0	20.0	15.57	0.3	29.4
	21:00	867	11.3	-12.8	19.9	15.56	0.3	29.5
	22:00	867	11.4	-12.7	19.9	15.55	0.3	29.8
	23:00	867	11.3	-12.7	20.1	15.55	0.3	29.5
	0:00	867	11.2	-12.7	20.0	15.54	0.3	29.1
AVE		867	11.3	-12.9	18.5	15.53	0.3	29.4
SUM								
MAX		867	11.9	-12.3	21.15	15.59	0.3	30.9
MIN		867	10.9	-13.9	15.97	15.50	0.3	28.2

DAILY REPORT OF GAS TURBINE GENERATOR OPERATION

16 March , ' 23

ITEM	Time	AVERAGE EXHAUST TEMP	NOx STACK HRSG 2	SO2 STACK HRSG 2	CO STACK HRSG 2	O2 STACK HRSG 2	OPACITY STACK HRSG 2	NOX (7% O2) HRSG2
DATA		(AVR)	(AVR)	(AVR)	(AVR)	(AVR)	(AVR)	(AVR)
TAG NAME		2TX	1SAAAI2001	1SAAAI2002	1SAAAI2003	1SAAAI2004	1SAAAI2005	2NOX7PO2
UNIT		degC	ppm	ppm	ppm	%O2	%	ppm
	1:00	867	11.2	-12.6	19.7	15.55	0.3	29.2
	2:00	867	11.1	-12.6	20.4	15.55	0.3	28.9
	3:00	867	11.1	-12.7	19.2	15.56	0.3	28.9
	4:00	867	11.1	-12.7	18.6	15.56	0.3	29.0
	5:00	867	11.2	-12.6	18.2	15.58	0.3	29.3
	6:00	867	11.3	-12.6	18.4	15.56	0.3	29.4
	7:00	867	11.1	-12.6	18.1	15.56	0.3	29.1
	8:00	867	11.3	-12.6	17.7	15.59	0.3	29.7
	9:00	867	11.7	-12.7	17.1	15.56	0.3	30.4
	10:00	867	11.6	-12.9	16.7	15.56	0.3	30.2
	11:00	867	11.8	-13.0	16.9	15.55	0.3	30.7
	12:00	867	11.8	-13.3	16.3	15.56	0.3	30.7
	13:00	867	11.9	-13.5	16.7	15.56	0.3	30.9
	14:00	867	11.9	-13.6	17.3	15.55	0.3	30.9
	15:00	867	11.8	-13.8	16.0	15.54	0.3	30.6
	16:00	867	11.4	-13.9	16.2	15.55	0.3	29.6
	17:00	867	11.3	-13.8	16.9	15.55	0.3	29.3
	18:00	867	11.5	-13.4	19.3	15.56	0.3	29.9
	19:00	867	11.7	-13.3	18.5	15.54	0.3	30.3
	20:00	867	11.8	-12.9	19.4	15.54	0.3	30.6
	21:00	867	11.5	-12.9	19.5	15.54	0.3	29.8
	22:00	867	11.4	-12.8	19.8	15.54	0.3	29.6
	23:00	867	11.5	-12.7	19.2	15.54	0.3	29.9
	0:00	867	11.5	-12.7	19.4	15.54	0.3	30.0
AVE		867	11.5	-13.0	18.1	15.55	0.3	29.9
SUM								
MAX		867	11.9	-12.6	20.35	15.59	0.3	30.9
MIN		867	11.1	-13.9	15.99	15.54	0.3	28.9

DAILY REPORT OF GAS TURBINE GENERATOR OPERATION

17 March , ' 23

ITEM	Time	AVERAGE EXHAUST TEMP	NOx STACK HRSG 2	SO2 STACK HRSG 2	CO STACK HRSG 2	O2 STACK HRSG 2	OPACITY STACK HRSG 2	NOX (7% O2) HRSG2
DATA		(AVR)	(AVR)	(AVR)	(AVR)	(AVR)	(AVR)	(AVR)
TAG NAME		2TX	1SAAA12001	1SAAA12002	1SAAA12003	1SAAA12004	1SAAA12005	2NOX7PO2
UNIT		degC	ppm	ppm	ppm	%O2	%	ppm
	1:00	867	11.6	-12.6	18.8	15.54	0.3	30.0
	2:00	867	11.5	-12.7	18.6	15.54	0.3	29.9
	3:00	867	11.5	-12.6	18.8	15.55	0.3	29.9
	4:00	867	11.5	-12.6	19.0	15.54	0.3	29.8
	5:00	867	11.3	-12.7	18.7	15.54	0.3	29.3
	6:00	867	11.3	-12.6	18.7	15.54	0.3	29.4
	7:00	867	11.6	-12.5	18.2	15.54	0.3	30.1
	8:00	867	11.6	-12.6	17.9	15.54	0.3	30.2
	9:00	867	11.8	-12.7	17.6	15.57	0.3	30.9
	10:00	867	12.0	-12.9	17.3	15.59	0.3	31.4
	11:00	867	11.7	-13.1	18.2	15.58	0.3	30.7
	12:00	867	12.0	-13.4	16.9	15.57	0.3	31.4
	13:00	867	12.1	-13.6	17.7	15.55	0.3	31.4
	14:00	867	12.2	-13.8	17.6	15.51	0.3	31.5
	15:00	867	12.1	-13.9	17.2	15.55	0.3	31.5
	16:00	867	11.6	-14.0	17.1	15.56	0.3	30.2
	17:00	867	11.6	-13.7	18.3	15.56	0.3	30.3
	18:00	867	11.5	-13.5	19.6	15.55	0.3	29.8
	19:00	867	11.5	-13.1	20.6	15.53	0.3	29.8
	20:00	867	11.4	-13.0	21.2	15.59	0.3	29.9
	21:00	867	11.5	-12.9	20.2	15.57	0.3	30.0
	22:00	867	11.6	-12.8	20.2	15.59	0.3	30.2
	23:00	867	11.6	-12.7	20.3	15.59	0.3	30.3
	0:00	867	11.4	-12.6	21.2	15.58	0.3	29.8
AVE		867	11.7	-13.0	18.8	15.56	0.3	30.3
SUM								
MAX		867	12.2	-12.5	21.20	15.59	0.3	31.5
MIN		867	11.3	-14.0	16.89	15.51	0.3	29.3

DAILY REPORT OF GAS TURBINE GENERATOR OPERATION

18 March , ' 23

ITEM	Time	AVERAGE EXHAUST TEMP	NOx STACK HRSG 2	SO2 STACK HRSG 2	CO STACK HRSG 2	O2 STACK HRSG 2	OPACITY STACK HRSG 2	NOX (7% O2) HRSG2
DATA		(AVR)	(AVR)	(AVR)	(AVR)	(AVR)	(AVR)	(AVR)
TAG NAME		2TX	1SAAA12001	1SAAA12002	1SAAA12003	1SAAA12004	1SAAA12005	2NOX7PO2
UNIT		degC	ppm	ppm	ppm	%O2	%	ppm
	1:00	867	11.3	-12.6	21.1	15.58	0.3	29.6
	2:00	867	11.3	-12.6	20.2	15.58	0.3	29.4
	3:00	867	11.3	-12.6	19.5	15.58	0.3	29.6
	4:00	867	11.3	-12.5	20.0	15.58	0.3	29.5
	5:00	867	11.3	-12.5	21.1	15.58	0.3	29.7
	6:00	867	11.4	-12.5	21.0	15.57	0.3	29.7
	7:00	867	11.4	-12.5	19.7	15.57	0.3	29.8
	8:00	867	11.4	-12.6	19.8	15.57	0.3	29.8
	9:00	867	11.5	-12.7	19.5	15.57	0.3	29.9
	10:00	867	11.7	-12.9	18.8	15.59	0.3	30.5
	11:00	867	11.6	-13.1	19.1	15.58	0.3	30.3
	12:00	867	11.5	-13.4	19.5	15.58	0.3	30.1
	13:00	867	11.7	-13.5	19.7	15.58	0.3	30.7
	14:00	867	11.8	-13.7	19.0	15.56	0.3	30.7
	15:00	867	11.6	-13.9	18.3	15.55	0.3	30.2
	16:00	867	11.1	-14.0	19.7	15.60	0.3	29.1
	17:00	867	10.9	-13.8	19.8	15.60	0.3	28.6
	18:00	867	11.1	-13.5	20.1	15.60	0.3	29.0
	19:00	867	11.4	-13.2	21.5	15.58	0.3	29.8
	20:00	867	11.7	-13.0	21.2	15.62	0.3	30.4
	21:00	867	11.5	-12.9	21.1	15.57	0.3	30.0
	22:00	867	11.4	-12.9	21.0	15.56	0.3	29.6
	23:00	867	11.4	-12.8	20.7	15.57	0.3	29.6
	0:00	867	11.3	-12.7	21.3	15.57	0.3	29.3
AVE		867	11.4	-13.0	20.1	15.58	0.3	29.8
SUM								
MAX		867	11.8	-12.5	21.51	15.60	0.3	30.7
MIN		867	10.9	-14.0	18.27	15.55	0.3	28.6

DAILY REPORT OF GAS TURBINE GENERATOR OPERATION

19 March , ' 23

ITEM	Time	AVERAGE EXHAUST TEMP	NOx STACK HRSG 2	SO2 STACK HRSG 2	CO STACK HRSG 2	O2 STACK HRSG 2	OPACITY STACK HRSG 2	NOX (7% O2) HRSG2
DATA		(AVR)	(AVR)	(AVR)	(AVR)	(AVR)	(AVR)	(AVR)
TAG NAME		2TX	1SAAAI2001	1SAAAI2002	1SAAAI2003	1SAAAI2004	1SAAAI2005	2NOX7P02
UNIT		degC	ppm	ppm	ppm	%O2	%	ppm
	1:00	867	11.3	-12.7	21.2	15.57	0.3	29.4
	2:00	867	11.3	-12.7	20.7	15.57	0.3	29.4
	3:00	867	11.3	-12.7	20.8	15.57	0.3	29.5
	4:00	867	11.3	-12.6	21.3	15.56	0.3	29.5
	5:00	867	11.1	-12.6	21.3	15.57	0.3	29.0
	6:00	867	11.2	-12.6	20.2	15.56	0.3	29.3
	7:00	867	11.4	-12.6	20.6	15.56	0.3	29.7
	8:00	867	11.4	-12.6	20.7	15.56	0.3	29.7
	9:00	867	11.4	-12.7	19.5	15.57	0.3	29.7
	10:00	867	11.5	-12.9	18.8	15.58	0.3	30.0
	11:00	867	11.6	-13.1	18.9	15.58	0.3	30.2
	12:00	867	11.5	-13.3	18.7	15.58	0.3	30.1
	13:00	867	11.7	-13.6	18.6	15.57	0.3	30.4
	14:00	867	11.8	-13.7	19.1	15.56	0.3	30.9
	15:00	867	11.6	-13.9	19.0	15.55	0.3	30.1
	16:00	867	10.9	-13.9	19.3	15.57	0.3	28.6
	17:00	867	11.1	-13.6	20.5	15.57	0.3	28.9
	18:00	867	11.2	-13.4	20.1	15.57	0.3	29.2
	19:00	867	11.4	-13.1	21.2	15.55	0.3	29.5
	20:00	867	11.4	-12.9	20.8	15.58	0.3	29.8
	21:00	867	11.3	-12.9	20.6	15.57	0.3	29.5
	22:00	867	11.3	-12.8	20.7	15.57	0.3	29.5
	23:00	867	11.2	-12.8	20.8	15.57	0.3	29.3
	0:00	867	11.2	-12.8	21.0	15.57	0.3	29.3
AVE		867	11.4	-13.0	20.2	15.57	0.3	29.6
SUM								
MAX		867	11.8	-12.6	21.26	15.58	0.3	30.9
MIN		867	10.9	-13.9	18.57	15.55	0.3	28.6

DAILY REPORT OF GAS TURBINE GENERATOR OPERATION

20 March , ' 23

ITEM	Time	AVERAGE EXHAUST TEMP	NOx STACK HRSG 2	SO2 STACK HRSG 2	CO STACK HRSG 2	O2 STACK HRSG 2	OPACITY STACK HRSG 2	NOX (7% O2) HRSG2
DATA		(AVR)	(AVR)	(AVR)	(AVR)	(AVR)	(AVR)	(AVR)
TAG NAME		2TX	1SAAAI2001	1SAAAI2002	1SAAAI2003	1SAAAI2004	1SAAAI2005	2NOX7P02
UNIT		degC	ppm	ppm	ppm	%O2	%	ppm
	1:00	867	11.2	-12.7	21.5	15.57	0.3	29.1
	2:00	867	11.1	-12.7	22.0	15.55	0.3	28.9
	3:00	867	11.1	-12.6	22.1	15.53	0.3	28.7
	4:00	867	11.1	-12.6	22.0	15.54	0.3	28.9
	5:00	867	11.1	-12.5	22.8	15.54	0.3	28.7
	6:00	867	11.1	-12.5	22.8	15.54	0.3	28.9
	7:00	867	11.1	-12.5	23.6	15.53	0.3	28.7
	8:00	867	11.1	-12.6	22.0	15.55	0.3	28.8
	9:00	867	11.4	-12.8	19.9	15.57	0.3	29.7
	10:00	867	11.6	-13.1	18.8	15.56	0.3	30.3
	11:00	867	11.7	-13.3	18.8	15.56	0.3	30.6
	12:00	867	11.8	-13.5	19.2	15.55	0.3	30.6
	13:00	867	11.8	-13.8	20.4	15.50	0.3	30.3
	14:00	867	11.8	-13.9	19.7	15.53	0.3	30.5
	15:00	867	11.5	-14.2	19.8	15.49	0.3	29.6
	16:00	867	11.8	-14.0	20.0	15.52	0.3	30.5
	17:00	867	11.2	-14.0	19.2	15.52	0.3	28.8
	18:00	867	11.4	-13.7	18.9	15.54	0.3	29.5
	19:00	867	11.5	-13.6	19.3	15.52	0.3	29.7
	20:00	867	11.6	-13.3	19.9	15.54	0.3	30.0
	21:00	867	11.7	-13.1	19.9	15.54	0.3	30.4
	22:00	867	11.8	-12.9	19.2	15.54	0.3	30.5
	23:00	867	11.8	-12.9	20.1	15.54	0.3	30.5
	0:00	867	11.5	-12.8	20.9	15.54	0.3	29.9
AVE		867	11.4	-13.1	20.5	15.54	0.3	29.7
SUM								
MAX		867	11.8	-12.5	23.56	15.57	0.3	30.6
MIN		867	11.1	-14.2	18.83	15.49	0.3	28.7

DAILY REPORT OF GAS TURBINE GENERATOR OPERATION

21 March , ' 23

ITEM	Time	AVERAGE EXHAUST TEMP	NOx STACK HRSG 2	SO2 STACK HRSG 2	CO STACK HRSG 2	O2 STACK HRSG 2	OPACITY STACK HRSG 2	NOX (7% O2) HRSG2
DATA		(AVR)	(AVR)	(AVR)	(AVR)	(AVR)	(AVR)	(AVR)
TAG NAME		2TX	1SAAAI2001	1SAAAI2002	1SAAAI2003	1SAAAI2004	1SAAAI2005	2NOX7PO2
UNIT		degC	ppm	ppm	ppm	%O2	%	ppm
	1:00	867	11.5	-12.8	20.8	15.54	0.3	20.6
	2:00	867	11.4	-12.8	20.4	15.54	0.3	29.6
	3:00	867	11.4	-12.7	20.1	15.54	0.3	29.6
	4:00	867	11.6	-12.7	19.2	15.54	0.3	30.0
	5:00	867	11.5	-12.7	18.7	15.54	0.3	29.9
	6:00	867	11.5	-12.6	19.0	15.54	0.3	29.8
	7:00	867	11.4	-12.7	18.9	15.54	0.4	29.6
	8:00	867	11.6	-12.7	18.6	15.55	0.4	30.7
	9:00	867	11.8	-12.9	18.0	15.55	0.4	30.5
	10:00	867	11.8	-13.1	18.1	15.55	0.4	30.7
	11:00	867	12.0	-13.2	18.0	15.54	0.3	31.1
	12:00	867	12.4	-13.3	17.5	15.52	0.3	32.1
	13:00	867	12.7	-13.5	17.5	15.50	0.3	32.7
	14:00	867	12.4	-13.7	17.4	15.50	0.3	32.0
	15:00	867	12.4	-13.9	17.0	15.51	0.3	32.1
	16:00	867	11.8	-14.1	16.6	15.52	0.3	30.4
	17:00	867	11.3	-14.0	17.1	15.52	0.3	29.3
	18:00	867	11.5	-13.8	17.9	15.52	0.3	29.6
	19:00	867	11.6	-13.5	18.7	15.55	0.3	30.1
	20:00	867	11.7	-13.2	18.8	15.55	0.3	30.4
	21:00	867	11.7	-13.1	19.1	15.54	0.3	30.4
	22:00	867	11.7	-13.0	18.3	15.55	0.3	30.3
	23:00	867	11.8	-12.9	18.4	15.55	0.3	30.6
	0:00	867	11.8	-12.9	18.4	15.55	0.3	30.6
AVE		867	11.8	-13.2	18.4	15.54	0.3	30.5
SUM								
MAX		867	12.7	-12.6	20.76	15.55	0.4	32.7
MIN		867	11.3	-14.1	16.58	15.50	0.3	29.3

DAILY REPORT OF GAS TURBINE GENERATOR OPERATION

22 March , ' 23

ITEM	Time	AVERAGE EXHAUST TEMP	NOx STACK HRSG 2	SO2 STACK HRSG 2	CO STACK HRSG 2	O2 STACK HRSG 2	OPACITY STACK HRSG 2	NOX (7% O2) HRSG2
DATA		(AVR)	(AVR)	(AVR)	(AVR)	(AVR)	(AVR)	(AVR)
TAG NAME		2TX	1SAAAI2001	1SAAAI2002	1SAAAI2003	1SAAAI2004	1SAAAI2005	2NOX7PO2
UNIT		degC	ppm	ppm	ppm	%O2	%	ppm
	1:00	867	11.5	-12.9	19.1	15.55	0.3	29.8
	2:00	867	11.4	-12.9	18.6	15.55	0.3	29.6
	3:00	867	11.5	-12.9	18.6	15.54	0.3	29.7
	4:00	867	11.6	-12.8	18.4	15.54	0.3	30.0
	5:00	867	11.5	-12.8	18.5	15.54	0.3	29.7
	6:00	867	11.5	-12.8	18.5	15.54	0.3	29.7
	7:00	867	11.5	-12.7	18.6	15.54	0.3	29.8
	8:00	867	11.5	-12.8	17.5	15.55	0.3	29.9
	9:00	867	12.2	-13.1	13.2	15.55	0.3	31.7
	10:00	867	12.2	-13.3	13.5	15.54	0.3	31.6
	11:00	867	12.2	-13.4	13.5	15.54	0.3	31.6
	12:00	867	12.0	-13.6	14.3	15.52	0.3	31.1
	13:00	867	12.8	-13.6	14.7	15.51	0.3	32.9
	14:00	867	12.6	-13.9	14.4	15.49	0.3	32.3
	15:00	867	12.7	-13.9	15.5	15.51	0.3	32.7
	16:00	867	12.4	-14.1	15.8	15.49	0.3	31.9
	17:00	867	11.5	-14.1	16.1	15.53	0.3	29.7
	18:00	867	11.4	-13.9	17.5	15.53	0.3	29.6
	19:00	867	11.6	-13.6	18.0	15.52	0.3	30.1
	20:00	867	11.7	-13.4	19.1	15.58	0.3	30.5
	21:00	867	11.8	-13.2	18.9	15.57	0.3	30.7
	22:00	867	11.9	-13.1	18.5	15.56	0.3	30.9
	23:00	867	11.8	-13.0	20.3	15.56	0.3	30.5
	0:00	867	11.7	-12.9	19.6	15.56	0.3	30.4
AVE		867	11.8	-13.3	17.1	15.54	0.3	30.7
SUM								
MAX		867	12.8	-12.7	20.30	15.58	0.3	32.9
MIN		867	11.4	-14.1	13.22	15.49	0.3	29.6

DAILY REPORT OF GAS TURBINE GENERATOR OPERATION

23 March , ' 23

ITEM	Time	AVERAGE EXHAUST TEMP	NOx STACK HRSG 2	SO2 STACK HRSG 2	CO STACK HRSG 2	O2 STACK HRSG 2	OPACITY STACK HRSG 2	NOX (7% O2) HRSG2
DATA		(AVR)	(AVR)	(AVR)	(AVR)	(AVR)	(AVR)	(AVR)
TAG NAME		ZTX	15AAAI2001	15AAAI2002	15AAAI2003	15AAAI2004	15AAAI2005	2NOX7P02
UNIT		degC	ppm	ppm	ppm	%O2	%	ppm
	1:00	867	11.7	-12.9	19.7	15.57	0.3	30.5
	2:00	867	11.7	-12.9	18.6	15.58	0.3	30.6
	3:00	867	11.7	-12.9	18.3	15.58	0.3	30.5
	4:00	867	11.6	-12.8	18.5	15.58	0.3	30.2
	5:00	867	11.5	-12.8	18.8	15.57	0.3	30.0
	6:00	867	11.6	-12.8	18.7	15.58	0.3	30.2
	7:00	867	11.6	-12.8	18.8	15.57	0.3	30.2
	8:00	867	11.7	-12.8	18.6	15.58	0.3	30.6
	9:00	867	11.9	-12.9	18.1	15.58	0.3	31.2
	10:00	867	11.9	-13.2	17.6	15.58	0.3	31.0
	11:00	867	12.0	-13.5	17.6	15.58	0.3	31.3
	12:00	867	12.3	-13.5	17.6	15.55	0.3	31.9
	13:00	867	12.5	-13.6	17.2	15.55	0.3	32.5
	14:00	867	12.9	-13.7	17.2	15.53	0.3	33.3
	15:00	867	12.0	No Good Data For C2	17.9	15.54	0.3	31.2
	16:00	867	12.3	No Good Data For C2	17.8	15.53	0.3	31.9
	17:00	867	11.5	No Good Data For C2	18.2	15.56	0.3	29.8
	18:00	867	11.4	No Good Data For C2	18.6	15.55	0.3	29.6
	19:00	867	11.7	-13.4	18.8	15.57	0.3	30.5
	20:00	867	11.6	-13.4	19.5	15.57	0.3	30.2
	21:00	867	11.4	-13.3	19.4	15.57	0.3	29.9
	22:00	867	11.5	-13.2	19.2	15.58	0.3	30.2
	23:00	867	11.8	-13.0	19.4	15.58	0.3	30.8
	0:00	867	11.6	-12.9	20.2	15.58	0.3	30.4
AVE		867	11.8	-13.1	18.5	15.57	0.3	30.8
SUM								
MAX		867	12.9	-12.8	20.18	15.58	0.3	33.3
MIN		867	11.4	-13.7	17.18	15.53	0.3	29.6

DAILY REPORT OF GAS TURBINE GENERATOR OPERATION

24 March , ' 23

ITEM	Time	AVERAGE EXHAUST TEMP	NOx STACK HRSG 2	SO2 STACK HRSG 2	CO STACK HRSG 2	O2 STACK HRSG 2	OPACITY STACK HRSG 2	NOX (7% O2) HRSG2
DATA		(AVR)	(AVR)	(AVR)	(AVR)	(AVR)	(AVR)	(AVR)
TAG NAME		ZTX	15AAAI2001	15AAAI2002	15AAAI2003	15AAAI2004	15AAAI2005	2NOX7P02
UNIT		degC	ppm	ppm	ppm	%O2	%	ppm
	1:00	867	11.6	-12.9	19.4	15.58	0.3	30.4
	2:00	867	11.8	-12.9	18.8	15.58	0.3	30.8
	3:00	867	11.7	-13.0	18.4	15.57	0.3	30.5
	4:00	867	11.7	-13.0	18.4	15.57	0.3	30.4
	5:00	867	11.5	-13.0	18.7	15.56	0.3	29.9
	6:00	867	11.6	-13.0	18.7	15.57	0.3	30.2
	7:00	867	11.6	-12.9	18.8	15.57	0.3	30.4
	8:00	867	11.7	-12.9	18.8	15.57	0.3	30.5
	9:00	867	11.7	-13.0	18.6	15.57	0.3	30.4
	10:00	867	11.9	-13.2	18.0	15.56	0.3	30.9
	11:00	867	11.9	-13.4	18.8	15.55	0.3	30.7
	12:00	867	12.3	-13.6	17.4	15.54	0.3	31.8
	13:00	867	12.8	-13.6	17.3	15.51	0.3	32.9
	14:00	867	12.7	-13.9	17.5	15.51	0.3	32.7
	15:00	867	12.9	-13.9	17.6	15.51	0.3	33.3
	16:00	867	12.5	-14.1	18.2	15.51	0.3	32.2
	17:00	867	11.9	-14.1	17.7	15.53	0.3	30.8
	18:00	867	11.5	-14.0	17.5	15.52	0.3	29.7
	19:00	867	11.6	-13.8	18.0	15.54	0.3	30.0
	20:00	867	11.7	-13.5	18.2	15.55	0.3	30.5
	21:00	867	11.8	-13.3	18.9	15.55	0.3	30.7
	22:00	867	11.6	-13.2	19.2	15.55	0.3	30.3
	23:00	867	11.6	-13.1	19.0	15.56	0.3	30.3
	0:00	867	11.8	-13.0	18.6	15.55	0.3	30.5
AVE		867	11.9	-13.3	18.4	15.55	0.3	30.9
SUM								
MAX		867	12.9	-12.9	19.43	15.58	0.3	33.3
MIN		867	11.5	-14.1	17.27	15.51	0.3	29.7

DAILY REPORT OF GAS TURBINE GENERATOR OPERATION

25 March , ' 23

TTFM	Time	AVERAGE EXHAUST TEMP	NOx STACK HRSG 2	SO2 STACK HRSG 2	CO STACK HRSG 2	O2 STACK HRSG 2	OPACITY STACK HRSG 2	NOX (7% O2) HRSG2
DATA		(AVR)	(AVR)	(AVR)	(AVR)	(AVR)	(AVR)	(AVR)
TAG NAME		2TX	1SAAA12001	1SAAA12002	1SAAA12003	1SAAA12004	1SAAA12005	2NOX7P02
UNIT		degC	ppm	ppm	ppm	%O2	%	ppm
	1:00	867	11.7	-12.9	19.0	15.55	0.3	30.4
	2:00	867	11.8	-12.9	18.8	15.55	0.3	30.6
	3:00	867	11.8	-12.9	18.8	15.55	0.3	30.5
	4:00	867	11.7	-12.9	19.0	15.55	0.3	30.5
	5:00	867	11.8	-12.8	18.7	15.55	0.3	30.6
	6:00	867	11.7	-12.8	18.8	15.55	0.3	30.5
	7:00	867	11.7	-12.8	18.9	15.55	0.3	30.3
	8:00	867	11.7	-12.8	18.6	15.56	0.3	30.5
	9:00	867	11.9	-13.0	18.0	15.55	0.3	30.9
	10:00	867	12.1	-13.2	17.7	15.54	0.3	31.4
	11:00	867	12.1	-13.5	16.6	15.54	0.3	31.3
	12:00	867	12.3	-13.7	16.4	15.52	0.3	31.7
	13:00	867	12.5	-13.5	15.7	15.51	0.3	32.3
	14:00	867	12.8	-13.9	15.9	15.49	0.3	33.0
	15:00	867	12.6	-14.2	16.0	15.50	0.3	32.4
	16:00	867	12.5	-14.1	16.7	15.51	0.3	32.1
	17:00	867	11.7	-14.1	16.0	15.52	0.3	30.1
	18:00	867	11.5	-14.0	16.1	15.51	0.3	29.6
	19:00	867	11.5	-13.8	16.0	15.53	0.3	29.9
	20:00	867	11.8	-13.5	16.7	15.54	0.3	30.5
	21:00	867	11.7	-13.3	18.0	15.54	0.3	30.4
	22:00	867	11.7	-13.3	17.9	15.54	0.3	30.3
	23:00	867	11.8	-13.2	18.0	15.54	0.3	30.7
	0:00	867	11.8	-13.0	18.3	15.54	0.3	30.6
AVE		867	11.9	-13.3	17.5	15.54	0.3	30.9
SUM								
MAX		867	12.8	-12.8	19.03	15.56	0.3	33.0
MIN		867	11.5	-14.2	15.70	15.49	0.3	29.6

DAILY REPORT OF GAS TURBINE GENERATOR OPERATION

26 March , ' 23

ITEM	Time	AVERAGE EXHAUST TEMP	NOx STACK HRSG 2	SO2 STACK HRSG 2	CO STACK HRSG 2	O2 STACK HRSG 2	OPACITY STACK HRSG 2	NOX (7% O2) HRSG2
DATA		(AVR)	(AVR)	(AVR)	(AVR)	(AVR)	(AVR)	(AVR)
TAG NAME		2TX	1SAAA12001	1SAAA12002	1SAAA12003	1SAAA12004	1SAAA12005	2NOX7P02
UNIT		degC	ppm	ppm	ppm	%O2	%	ppm
	1:00	867	11.9	-13.0	18.1	15.55	0.3	30.8
	2:00	867	11.9	-13.1	18.3	15.55	0.3	31.0
	3:00	867	12.0	-13.0	18.1	15.55	0.3	31.3
	4:00	867	11.9	-13.1	18.0	15.55	0.3	30.9
	5:00	867	12.0	-13.1	18.0	15.55	0.3	31.1
	6:00	867	11.9	-13.0	18.1	15.54	0.3	30.9
	7:00	867	11.7	-12.9	17.9	15.61	0.3	30.9
	8:00	867	12.0	-12.9	18.0	15.58	0.3	31.3
	9:00	867	12.1	-13.0	17.6	15.55	0.3	31.3
	10:00	867	12.0	-13.2	17.3	15.55	0.3	31.2
	11:00	867	12.3	-13.4	17.4	15.54	0.3	31.9
	12:00	867	12.5	-13.5	16.8	15.52	0.3	32.2
	13:00	867	12.9	-13.6	17.6	15.50	0.3	33.1
	14:00	867	12.9	-13.7	16.9	15.49	0.3	33.0
	15:00	867	12.9	-13.9	18.0	15.48	0.3	33.0
	16:00	867	12.4	-14.0	18.5	15.50	0.3	31.9
	17:00	867	11.7	-14.0	18.5	15.50	0.3	30.1
	18:00	867	11.7	-13.9	17.8	15.52	0.3	30.4
	19:00	867	12.2	-13.5	18.1	15.52	0.3	31.5
	20:00	867	12.1	-13.3	19.3	15.52	0.3	31.3
	21:00	867	12.2	-13.1	19.3	15.52	0.3	31.5
	22:00	867	12.0	-13.1	19.6	15.53	0.3	31.0
	23:00	867	11.9	-13.1	20.0	15.53	0.3	30.9
	0:00	867	12.0	-13.0	20.5	15.52	0.3	31.1
AVE		867	12.1	-13.3	18.2	15.53	0.3	31.4
SUM								
MAX		867	12.9	-12.9	20.46	15.61	0.3	33.1
MIN		867	11.7	-14.0	16.85	15.48	0.3	30.1

DAILY REPORT OF GAS TURBINE GENERATOR OPERATION

27 March , ' 23

ITEM	Time	AVERAGE EXHAUST TEMP	NOx STACK HRSG 2	SO2 STACK HRSG 2	CO STACK HRSG 2	O2 STACK HRSG 2	OPACITY STACK HRSG 2	NOX (7% O2) HRSG2
DATA		(AVR)	(AVR)	(AVR)	(AVR)	(AVR)	(AVR)	(AVR)
TAG NAME		ZTX	1SAAAI2001	1SAAAI2002	1SAAAI2003	1SAAAI2004	1SAAAI2005	2NOX7P02
UNIT		degC	ppm	ppm	ppm	%O2	%	ppm
	1:00	867	12.0	-12.9	20.9	15.53	0.3	30.9
	2:00	867	11.9	-13.0	20.9	15.53	0.3	30.7
	3:00	867	11.8	-12.9	20.9	15.52	0.3	30.7
	4:00	867	11.8	-12.8	21.2	15.53	0.3	30.4
	5:00	867	11.7	-12.8	21.2	15.53	0.3	30.3
	6:00	867	11.8	-12.8	21.1	15.52	0.3	30.5
	7:00	867	11.8	-12.8	21.3	15.53	0.3	30.5
	8:00	867	12.0	-12.8	21.5	15.53	0.3	31.1
	9:00	867	12.2	-13.0	20.8	15.53	0.3	31.6
	10:00	867	12.4	-13.2	20.4	15.53	0.3	32.0
	11:00	867	12.4	-13.3	20.8	15.52	0.3	32.1
	12:00	867	12.5	-13.6	20.1	15.51	0.3	32.2
	13:00	867	13.0	-13.5	20.4	15.50	0.3	32.6
	14:00	867	13.0	-13.5	20.2	15.49	0.3	33.4
	15:00	867	12.8	No Good Data For Co	20.8	15.51	0.3	32.9
	16:00	867	13.3	-13.5	19.6	15.48	0.3	34.1
	17:00	867	12.8	-13.7	19.6	15.37	0.3	32.3
	18:00	867	12.8	-13.7	19.6	15.37	0.3	32.2
	19:00	867	13.5	-10.9	19.7	15.43	0.3	34.2
	20:00	867	15.8	-2.5	21.0	15.60	0.3	41.3
	21:00	867	15.6	-2.3	20.8	15.59	0.3	40.9
	22:00	867	15.7	-2.1	20.5	15.60	0.3	41.3
	23:00	867	15.6	-2.1	20.5	15.60	0.3	40.9
	0:00	867	15.6	-2.0	20.5	15.60	0.3	41.0
AVE		867	13.1	-10.7	20.6	15.52	0.3	33.8
SUM								
MAX		867	15.8	-2.0	21.47	15.60	0.3	41.3
MIN		867	11.7	-13.7	19.57	15.37	0.3	30.3

DAILY REPORT OF GAS TURBINE GENERATOR OPERATION

28 March , ' 23

ITEM	Time	AVERAGE EXHAUST TEMP	NOx STACK HRSG 2	SO2 STACK HRSG 2	CO STACK HRSG 2	O2 STACK HRSG 2	OPACITY STACK HRSG 2	NOX (7% O2) HRSG2
DATA		(AVR)	(AVR)	(AVR)	(AVR)	(AVR)	(AVR)	(AVR)
TAG NAME		ZTX	1SAAAI2001	1SAAAI2002	1SAAAI2003	1SAAAI2004	1SAAAI2005	2NOX7P02
UNIT		degC	ppm	ppm	ppm	%O2	%	ppm
	1:00	867	15.7	-2.0	20.5	15.60	0.3	41.3
	2:00	867	15.8	-2.0	20.2	15.60	0.3	41.4
	3:00	867	15.7	-1.9	20.6	15.60	0.3	41.1
	4:00	867	15.8	-1.9	20.7	15.60	0.3	41.4
	5:00	867	15.7	-1.8	20.8	15.61	0.3	41.3
	6:00	867	15.7	-1.8	20.9	15.60	0.3	41.2
	7:00	867	15.8	-1.8	20.8	15.62	0.3	41.6
	8:00	867	15.9	-1.8	20.8	15.62	0.3	41.8
	9:00	867	16.0	-1.9	20.4	15.61	0.3	42.2
	10:00	867	16.1	-2.1	20.2	15.60	0.3	42.3
	11:00	867	16.0	-2.2	20.3	15.60	0.3	42.1
	12:00	867	16.6	-2.2	19.9	15.58	0.3	43.5
	13:00	867	16.9	-2.2	20.4	15.59	0.3	44.3
	14:00	867	16.7	-2.4	20.1	15.59	0.3	43.6
	15:00	867	16.4	-2.5	20.3	15.61	0.3	43.2
	16:00	867	16.1	-2.7	20.0	15.62	0.3	42.3
	17:00	867	15.7	-2.7	20.7	15.62	0.3	41.3
	18:00	867	15.6	-2.6	20.3	15.62	0.3	41.0
	19:00	867	15.8	-2.3	21.4	15.61	0.3	41.6
	20:00	867	15.8	-2.2	21.1	15.64	0.3	41.8
	21:00	867	16.0	-2.2	21.1	15.64	0.3	42.2
	22:00	867	16.0	-2.1	21.6	15.63	0.3	42.3
	23:00	867	15.2	-1.8	21.4	15.68	0.3	40.7
	0:00	867	14.7	-1.8	23.9	15.73	0.3	40.8
AVE		867	15.9	-2.1	20.8	15.62	0.3	41.9
SUM								
MAX		867	16.9	-1.8	23.86	15.73	0.3	44.3
MIN		867	14.7	-2.7	19.90	15.58	0.3	40.7

DAILY REPORT OF GAS TURBINE GENERATOR OPERATION

29 March, '23

ITEM	Time	AVERAGE EXHAUST TEMP	NOx STACK HRSG 2	SO2 STACK HRSG 2	CO STACK HRSG 2	O2 STACK HRSG 2	OPACITY STACK HRSG 2	NOX (7% O2) HRSG2
DATA		(AVR)	(AVR)	(AVR)	(AVR)	(AVR)	(AVR)	(AVR)
TAG NAME		2TX	1SAAAI2001	1SAAAI2002	1SAAAI2003	1SAAAI2004	1SAAAI2005	2NOX7PO2
UNIT		degC	ppm	ppm	ppm	%O2	%	ppm
	1:00	867	14.6	-1.9	23.1	15.74	0.3	37.8
	2:00	867	15.1	-1.8	22.1	15.74	0.3	36.4
	3:00	867	15.2	-1.8	22.2	15.74	0.3	39.7
	4:00	867	15.1	-1.8	22.7	15.73	0.3	39.6
	5:00	867	14.9	-1.8	22.6	15.73	0.3	39.0
	6:00	867	14.7	-1.7	21.9	15.72	0.3	38.6
	7:00	867	15.7	-1.7	21.7	15.68	0.3	42.0
	8:00	867	16.0	-1.9	20.3	16.63	0.3	42.1
	9:00	867	16.2	-2.1	19.8	15.62	0.3	42.8
	10:00	867	16.1	-2.1	19.2	15.64	0.3	42.6
	11:00	867	16.8	-2.4	19.2	15.62	0.3	44.3
	12:00	867	17.1	-2.3	18.6	15.60	0.3	44.7
	13:00	867	16.7	-2.7	18.6	15.62	0.3	43.8
	14:00	867	16.6	-2.9	18.3	15.62	0.3	43.8
	15:00	867	16.6	-2.9	19.5	15.61	0.3	43.6
	16:00	867	16.3	-3.1	18.7	15.63	0.3	43.0
	17:00	867	16.7	-2.7	18.8	15.61	0.3	43.9
	18:00	867	16.8	-2.6	20.4	15.61	0.3	44.4
	19:00	867	16.8	-2.4	20.7	15.62	0.3	44.3
	20:00	867	16.9	-2.1	22.3	15.62	0.3	44.5
	21:00	867	17.0	-1.9	22.7	15.61	0.3	44.6
	22:00	867	16.8	-1.8	22.6	15.61	0.3	44.1
	23:00	867	16.8	-1.7	23.2	15.60	0.3	44.0
	0:00	867	16.7	-1.7	22.8	15.60	0.3	43.8
AVE		867	16.2	-2.2	20.9	15.65	0.3	42.5
SUM								
MAX		867	17.1	-1.7	23.19	15.74	0.3	44.7
MIN		867	14.7	-3.1	18.34	15.60	0.3	37.8

DAILY REPORT OF GAS TURBINE GENERATOR OPERATION

30 March, '23

ITEM	Time	AVERAGE EXHAUST TEMP	NOx STACK HRSG 2	SO2 STACK HRSG 2	CO STACK HRSG 2	O2 STACK HRSG 2	OPACITY STACK HRSG 2	NOX (7% O2) HRSG2
DATA		(AVR)	(AVR)	(AVR)	(AVR)	(AVR)	(AVR)	(AVR)
TAG NAME		2TX	1SAAAI2001	1SAAAI2002	1SAAAI2003	1SAAAI2004	1SAAAI2005	2NOX7PO2
UNIT		degC	ppm	ppm	ppm	%O2	%	ppm
	1:00	867	16.6	-1.6	22.8	15.61	0.3	43.6
	2:00	867	16.7	-1.6	23.2	15.61	0.3	43.9
	3:00	867	16.6	-1.5	22.3	15.62	0.3	43.8
	4:00	867	16.6	-1.4	22.3	15.65	0.3	44.1
	5:00	867	16.5	-1.4	22.6	15.63	0.3	43.6
	6:00	867	16.4	-1.4	22.4	15.63	0.3	43.4
	7:00	867	16.3	-1.4	22.1	15.63	0.3	43.1
	8:00	867	16.3	-1.5	21.6	15.63	0.3	43.1
	9:00	867	16.4	-1.7	21.5	15.63	0.3	43.3
	10:00	867	16.4	-1.9	21.2	15.64	0.3	43.3
	11:00	867	16.3	-2.1	20.5	15.62	0.3	42.8
	12:00	867	16.5	-2.2	21.0	15.62	0.3	43.3
	13:00	867	16.9	-2.3	21.4	15.61	0.3	44.4
	14:00	867	17.2	-2.3	21.5	15.59	0.3	44.9
	15:00	867	17.2	-2.3	21.3	15.58	0.3	45.2
	16:00	867	16.6	-2.6	21.4	15.61	0.3	43.6
	17:00	867	16.1	-2.6	22.4	15.59	0.3	42.3
	18:00	867	15.9	-2.5	22.9	15.55	0.3	41.3
	19:00	867	16.0	-2.3	23.3	15.57	0.3	41.6
	20:00	867	16.0	-2.1	24.0	15.56	0.3	41.9
	21:00	867	16.1	-1.9	24.4	15.58	0.3	42.1
	22:00	866	15.7	-1.9	24.7	15.58	0.3	41.1
	23:00	866	15.6	-1.9	25.3	15.58	0.3	40.8
	0:00	866	15.6	-1.8	25.1	15.58	0.3	40.7
AVE		867	16.4	-1.9	22.5	15.61	0.3	43.0
SUM								
MAX		867	17.2	-1.4	25.26	15.65	0.3	45.2
MIN		866	15.6	-2.6	20.54	15.55	0.3	40.7

DAILY REPORT OF GAS TURBINE GENERATOR OPERATION

31 March, '23

ITEM	Time	AVERAGE EXHAUST TEMP	NOx STACK HRSG 2	SO2 STACK HRSG 2	CO STACK HRSG 2	O2 STACK HRSG 2	OPACITY STACK HRSG 2	NOX (7% O2) HRSG 2
DATA		(AVR)	(AVR)	(AVR)	(AVR)	(AVR)	(AVR)	(AVR)
TAG NAME		ZTX	1SAAAI2001	1SAAAI2002	1SAAAI2003	1SAAAI2004	1SAAAI2005	2NOX7P02
UNIT		degC	ppm	ppm	ppm	%O2	%	ppm
	1:00	867	16.1	-1.8	24.2	15.57	0.3	41.9
	2:00	867	16.2	-1.8	23.6	15.57	0.3	42.3
	3:00	867	16.2	-1.8	24.1	15.58	0.3	42.4
	4:00	867	16.2	-1.7	24.5	15.57	0.3	42.3
	5:00	867	16.0	-1.7	25.4	15.57	0.3	41.7
	6:00	867	16.1	-1.7	24.9	15.58	0.3	41.9
	7:00	867	16.0	-1.7	24.9	15.58	0.4	41.6
	8:00	867	16.2	-1.7	24.4	15.61	0.4	42.5
	9:00	867	16.2	-1.9	24.3	15.58	0.4	42.1
	10:00	867	16.3	-2.1	24.1	15.58	0.4	42.4
	11:00	867	16.3	-2.2	23.5	15.57	0.3	42.5
	12:00	867	16.8	-2.2	23.6	15.55	0.3	43.6
	13:00	867	17.0	-2.2	23.6	15.53	0.3	44.0
	14:00	867	17.0	-2.3	23.4	15.52	0.3	44.0
	15:00	867	16.9	-2.6	23.8	15.55	0.3	44.0
	16:00	867	16.6	-2.6	24.6	15.54	0.3	43.0
	17:00	867	15.6	-2.7	25.3	15.54	0.3	40.6
	18:00	867	15.5	-2.6	24.8	15.55	0.3	40.2
	19:00	867	15.5	-2.5	24.3	15.54	0.3	40.1
	20:00	867	15.8	-2.3	25.6	15.57	0.3	41.2
	21:00	867	15.8	-2.2	25.9	15.57	0.3	41.4
	22:00	867	15.9	-2.0	25.7	15.57	0.3	41.6
	23:00	867	16.0	-1.9	25.3	15.57	0.3	41.8
	0:00	867	15.9	-1.9	25.5	15.57	0.3	41.5
AVE		867	16.2	-2.1	24.6	15.56	0.3	42.1
SUM								
MAX		867	17.0	-1.7	25.88	15.61	0.4	44.0
MIN		867	15.5	-2.7	23.41	15.52	0.3	40.1

DAILY REPORT OF GAS TURBINE GENERATOR OPERATION

DATE: 01 June, '23

2TX.PV 1SAAAI2001.PV 1SAAAI2002.PV 1SAAAI2003.PV 1SAAAI2004.PV 1SAAAI2005.PV 2NOX7P02.PV								
ITEM	Time	AVERAGE EXHAUST TEMP	NOx STACK HRSG 2	SO2 STACK HRSG 2	CO STACK HRSG 2	O2 STACK HRSG 2	OPACITY STACK HRSG 2	NOX (7% O2) HRSG 2
DATA		(AVR)	(AVR)	(AVR)	(AVR)	(AVR)	(AVR)	(AVR)
TAG NAME		ZTX	1SAAAI2001	1SAAAI2002	1SAAAI2003	1SAAAI2004	1SAAAI2005	2NOX7P02
UNIT		degC	ppm	ppm	ppm	%O2	%	ppm
	1:00	867	7.9	No Good Data For C	12.8	15.88	0.3	21.9
	2:00	867	8.3	No Good Data For C	13.1	15.90	0.3	23.0
	3:00	867	8.5	No Good Data For C	11.9	15.91	0.3	23.6
	4:00	867	8.7	No Good Data For C	13.6	15.91	0.3	24.2
	5:00	867	8.9	No Good Data For C	13.5	15.91	0.3	24.8
	6:00	867	8.9	No Good Data For C	12.8	15.91	0.3	24.7
	7:00	867	8.8	No Good Data For C	13.3	15.91	0.3	24.6
	8:00	867	9.0	No Good Data For C	12.8	15.92	0.3	24.9
	9:00	867	9.3	No Good Data For C	12.3	15.90	0.3	25.9
	10:00	867	8.6	No Good Data For C	11.4	15.87	0.3	23.8
	11:00	867	9.2	No Good Data For C	11.7	15.85	0.3	25.3
	12:00	867	9.8	No Good Data For C	11.2	15.82	0.3	27.0
	13:00	867	10.1	No Good Data For C	11.5	15.81	0.3	27.3
	14:00	867	10.1	No Good Data For C	11.4	15.81	0.3	27.8
	15:00	867	9.6	No Good Data For C	12.4	15.81	0.3	26.1
	16:00	867	8.9	No Good Data For C	12.2	15.82	0.3	24.5
	17:00	867	8.5	No Good Data For C	11.3	15.84	0.3	23.4
	18:00	867	8.6	No Good Data For C	11.7	15.83	0.3	23.7
	19:00	867	8.6	No Good Data For C	11.3	15.86	0.3	23.7
	20:00	867	8.4	No Good Data For C	11.2	15.87	0.3	23.2
	21:00	867	8.6	No Good Data For C	11.5	15.88	0.3	23.9
	22:00	867	8.8	No Good Data For C	11.4	15.89	0.3	24.4
	23:00	867	8.9	No Good Data For C	11.4	15.89	0.3	24.7
	0:00	867	9.0	No Good Data For C	11.8	15.89	0.3	24.9
AVE		867	8.9	#DIV/0!	12.1	15.87	0.3	24.6
SUM								
MAX		867	10.1	0.0	12.57	15.92	0.3	27.8
MIN		867	7.9	0.0	11.18	15.81	0.3	21.9

DAILY REPORT OF GAS TURBINE GENERATOR OPERATION

02 June, '23

ITEM	Time	AVERAGE EXHAUST TEMP	NOx STACK HRSG 2	SO2 STACK HRSG 2	CO STACK HRSG 2	O2 STACK HRSG 2	OPACITY STACK HRSG 2	NOX (7% O2) HRSG2
DATA		(AVR)	(AVR)	(AVR)	(AVR)	(AVR)	(AVR)	(AVR)
TAG NAME		2TX	1SAAA12001	1SAAA12002	1SAAA12003	1SAAA12004	1SAAA12005	2NOX7P02
UNIT		degC	ppm	ppm	ppm	%O2	%	ppm
	1:00	867	8.7	No Good Data For C	12.6	15.89	0.3	24.1
	2:00	867	9.2	No Good Data For C	12.7	15.89	0.3	25.6
	3:00	867	9.5	No Good Data For C	12.1	15.90	0.3	26.3
	4:00	867	9.2	No Good Data For C	14.0	15.90	0.3	25.5
	5:00	867	9.5	No Good Data For C	14.5	15.91	0.3	26.6
	6:00	867	9.3	No Good Data For C	13.1	15.91	0.3	25.9
	7:00	867	9.7	No Good Data For C	14.3	15.91	0.3	27.2
	8:00	867	9.9	No Good Data For C	12.2	15.89	0.3	27.5
	9:00	867	9.5	No Good Data For C	12.7	15.82	0.3	26.0
	10:00	867	9.3	No Good Data For C	12.0	15.83	0.3	25.5
	11:00	867	10.2	No Good Data For C	12.0	15.85	0.3	28.2
	12:00	867	10.8	No Good Data For C	12.1	15.84	0.3	29.7
	13:00	867	10.2	No Good Data For C	10.7	15.87	0.3	28.3
	14:00	867	9.7	No Good Data For C	10.8	15.88	0.3	27.0
	15:00	867	9.9	No Good Data For C	12.0	15.86	0.3	27.2
	16:00	867	10.0	No Good Data For C	12.4	15.86	0.3	27.6
	17:00	867	10.4	No Good Data For C	11.0	15.86	0.3	28.7
	18:00	867	9.4	No Good Data For C	10.9	15.84	0.3	25.9
	19:00	867	9.4	No Good Data For C	11.1	15.85	0.3	25.9
	20:00	867	9.3	No Good Data For C	11.2	15.87	0.3	25.8
	21:00	867	9.0	No Good Data For C	11.1	15.87	0.3	25.0
	22:00	867	9.0	No Good Data For C	11.4	15.86	0.3	24.8
	23:00	867	8.7	No Good Data For C	10.7	15.86	0.3	24.2
	0:00	867	8.7	No Good Data For C	11.0	15.86	0.3	23.9
AVE		867	9.5	#DIV/0!	12.1	15.87	0.3	26.4
SUM								
MAX		867	10.8	0.0	14.49	15.91	0.3	29.7
MIN		867	8.7	0.0	10.68	15.82	0.3	23.9

DAILY REPORT OF GAS TURBINE GENERATOR OPERATION

03 June, '23

ITEM	Time	AVERAGE EXHAUST TEMP	NOx STACK HRSG 2	SO2 STACK HRSG 2	CO STACK HRSG 2	O2 STACK HRSG 2	OPACITY STACK HRSG 2	NOX (7% O2) HRSG2
DATA		(AVR)	(AVR)	(AVR)	(AVR)	(AVR)	(AVR)	(AVR)
TAG NAME		2TX	1SAAA12001	1SAAA12002	1SAAA12003	1SAAA12004	1SAAA12005	2NOX7P02
UNIT		degC	ppm	ppm	ppm	%O2	%	ppm
	1:00	867	8.6	No Good Data For C	12.3	15.86	0.3	23.8
	2:00	867	9.0	No Good Data For C	12.9	15.86	0.3	24.9
	3:00	867	9.0	No Good Data For C	11.9	15.87	0.3	24.8
	4:00	867	9.3	No Good Data For C	11.9	15.87	0.3	25.8
	5:00	867	9.4	No Good Data For C	13.4	15.87	0.3	26.0
	6:00	867	9.5	No Good Data For C	13.0	15.88	0.3	26.4
	7:00	867	10.0	No Good Data For C	11.7	15.88	0.3	27.7
	8:00	867	10.2	No Good Data For C	11.0	15.88	0.3	28.2
	9:00	867	9.8	No Good Data For C	11.5	15.86	0.3	27.2
	10:00	867	9.6	No Good Data For C	11.0	15.86	0.3	26.6
	11:00	867	10.2	No Good Data For C	10.6	15.89	0.3	28.0
	12:00	867	10.4	No Good Data For C	11.7	15.85	0.3	28.6
	13:00	867	9.9	No Good Data For C	11.4	15.85	0.3	27.4
	14:00	867	10.1	No Good Data For C	11.6	15.85	0.3	27.9
	15:00	867	9.9	No Good Data For C	11.9	15.86	0.3	27.4
	16:00	867	10.1	No Good Data For C	11.8	15.89	0.3	28.1
	17:00	867	9.7	No Good Data For C	11.0	15.87	0.3	26.9
	18:00	867	9.2	No Good Data For C	11.5	15.83	0.3	25.3
	19:00	867	9.1	No Good Data For C	11.9	15.85	0.3	24.9
	20:00	867	8.9	No Good Data For C	13.4	15.85	0.3	24.5
	21:00	867	8.9	No Good Data For C	12.7	15.86	0.3	24.7
	22:00	867	9.4	No Good Data For C	12.6	15.87	0.3	26.1
	23:00	867	9.1	No Good Data For C	13.2	15.87	0.3	25.0
	0:00	867	9.0	No Good Data For C	12.9	15.87	0.3	24.7
AVE		867	9.5	#DIV/0!	12.0	15.86	0.3	26.3
SUM								
MAX		867	10.4	0.0	13.44	15.89	0.3	28.6
MIN		867	8.6	0.0	10.58	15.83	0.3	23.8

DAILY REPORT OF GAS TURBINE GENERATOR OPERATION

04 June, '23

ITEM	Time	AVERAGE EXHAUST TEMP	NOx STACK HRSG 2	SO2 STACK HRSG 2	CO STACK HRSG 2	O2 STACK HRSG 2	OPACITY STACK HRSG 2	NOX (7% O2) HRSG2
DATA		(AVR)	(AVR)	(AVR)	(AVR)	(AVR)	(AVR)	(AVR)
TAG NAME		2TX	1SAAAI2001	1SAAAI2002	1SAAAI2003	1SAAAI2004	1SAAAI2005	2NOX7P02
UNIT		degC	ppm	ppm	ppm	%O2	%	ppm
	1:00	867	8.7	No Good Data For C	13.7	15.87	0.3	24.1
	2:00	867	9.4	No Good Data For C	13.6	15.87	0.3	26.0
	3:00	867	9.2	No Good Data For C	15.1	15.86	0.3	25.2
	4:00	867	9.1	No Good Data For C	15.1	15.86	0.3	25.2
	5:00	867	9.7	No Good Data For C	14.1	15.86	0.3	26.9
	6:00	867	9.5	No Good Data For C	14.3	15.86	0.3	26.2
	7:00	867	9.6	No Good Data For C	15.0	15.86	0.3	26.5
	8:00	867	9.7	No Good Data For C	15.3	15.86	0.3	26.7
	9:00	867	9.9	No Good Data For C	14.7	15.86	0.3	27.4
	10:00	867	9.6	No Good Data For C	14.9	15.85	0.3	26.5
	11:00	867	9.4	No Good Data For C	14.0	15.84	0.3	25.7
	12:00	867	10.3	No Good Data For C	13.6	15.83	0.3	28.3
	13:00	867	10.5	No Good Data For C	12.5	15.84	0.3	28.8
	14:00	867	10.3	No Good Data For C	12.2	15.84	0.3	28.2
	15:00	867	10.5	No Good Data For C	13.2	15.84	0.3	28.8
	16:00	867	9.8	No Good Data For C	14.1	15.85	0.3	27.1
	17:00	867	9.5	No Good Data For C	14.7	15.84	0.3	26.2
	18:00	867	8.9	No Good Data For C	14.6	15.84	0.3	24.4
	19:00	867	8.8	No Good Data For C	15.9	15.83	0.3	24.0
	20:00	867	8.7	No Good Data For C	15.8	15.86	0.3	24.0
	21:00	867	9.0	No Good Data For C	16.7	15.86	0.3	24.9
	22:00	867	9.5	No Good Data For C	17.3	15.87	0.3	26.2
	23:00	867	9.3	No Good Data For C	17.3	15.87	0.3	25.6
	0:00	867	9.2	No Good Data For C	18.0	15.85	0.3	25.5
AVE		867	9.5	#DIV/0!	14.8	15.85	0.3	26.2
SUM								
MAX		867	10.5	0.0	17.97	15.87	0.3	28.8
MIN		867	8.7	0.0	12.24	15.83	0.3	24.0

DAILY REPORT OF GAS TURBINE GENERATOR OPERATION

05 June, '23

ITEM	Time	AVERAGE EXHAUST TEMP	NOx STACK HRSG 2	SO2 STACK HRSG 2	CO STACK HRSG 2	O2 STACK HRSG 2	OPACITY STACK HRSG 2	NOX (7% O2) HRSG2
DATA		(AVR)	(AVR)	(AVR)	(AVR)	(AVR)	(AVR)	(AVR)
TAG NAME		2TX	1SAAAI2001	1SAAAI2002	1SAAAI2003	1SAAAI2004	1SAAAI2005	2NOX7P02
UNIT		degC	ppm	ppm	ppm	%O2	%	ppm
	1:00	867	8.9	No Good Data For C	17.6	15.85	0.3	24.5
	2:00	867	9.1	No Good Data For C	17.3	15.85	0.3	24.9
	3:00	867	9.1	No Good Data For C	18.2	15.86	0.3	25.0
	4:00	867	9.2	No Good Data For C	19.3	15.86	0.3	25.2
	5:00	867	9.0	No Good Data For C	17.1	15.85	0.3	24.9
	6:00	867	9.1	No Good Data For C	18.7	15.86	0.3	25.2
	7:00	867	9.4	No Good Data For C	18.9	15.86	0.4	25.8
	8:00	867	9.1	No Good Data For C	18.3	15.85	0.4	25.0
	9:00	867	8.8	No Good Data For C	18.0	15.84	0.3	24.3
	10:00	867	8.8	No Good Data For C	18.2	15.85	0.3	24.3
	11:00	867	9.2	No Good Data For C	17.9	15.81	0.3	25.2
	12:00	867	9.6	No Good Data For C	16.8	15.81	0.3	26.3
	13:00	867	10.4	No Good Data For C	17.2	15.81	0.3	28.4
	14:00	867	10.2	No Good Data For C	17.4	15.84	0.3	27.9
	15:00	867	9.9	No Good Data For C	17.9	15.81	0.3	27.1
	16:00	867	9.0	No Good Data For C	18.2	15.81	0.3	24.5
	17:00	867	8.5	No Good Data For C	18.2	15.82	0.3	23.3
	18:00	867	8.4	No Good Data For C	17.7	15.81	0.3	22.8
	19:00	867	8.5	No Good Data For C	17.3	15.83	0.3	23.3
	20:00	867	8.4	No Good Data For C	17.5	15.83	0.3	23.0
	21:00	867	8.7	No Good Data For C	18.5	15.84	0.3	24.0
	22:00	867	9.3	No Good Data For C	19.4	15.86	0.3	25.6
	23:00	867	9.4	No Good Data For C	19.0	15.85	0.3	26.1
	0:00	867	9.3	No Good Data For C	19.9	15.85	0.3	25.7
AVE		867	9.1	#DIV/0!	18.1	15.84	0.3	25.1
SUM								
MAX		867	10.4	0.0	19.87	15.86	0.4	28.4
MIN		867	8.4	0.0	16.82	15.81	0.3	22.8

DAILY REPORT OF GAS TURBINE GENERATOR OPERATION

06 June, '23

ITEM	Time	AVERAGE EXHAUST TEMP	NOx STACK HRSG 2	SO2 STACK HRSG 2	CO STACK HRSG 2	O2 STACK HRSG 2	OPACITY STACK HRSG 2	NOX (7% O2) HRSG2
DATA		(AVR)	(AVR)	(AVR)	(AVR)	(AVR)	(AVR)	(AVR)
TAG NAME		21X	1SAAAI2001	1SAAAI2002	1SAAAI2003	1SAAAI2004	1SAAAI2005	2NOX7P02
UNIT		degC	ppm	ppm	ppm	%O2	%	ppm
	1:00	867	9.2	No Good Data For C	19.6	15.85	0.3	25.1
	2:00	867	9.1	No Good Data For C	19.7	15.85	0.3	25.1
	3:00	867	9.3	No Good Data For C	20.4	15.85	0.3	25.7
	4:00	867	9.3	No Good Data For C	19.4	15.85	0.3	25.7
	5:00	867	8.8	No Good Data For C	19.7	15.85	0.3	24.3
	6:00	867	8.9	No Good Data For C	19.9	15.85	0.3	24.5
	7:00	867	8.7	No Good Data For C	20.3	15.85	0.3	24.1
	8:00	867	8.8	No Good Data For C	20.6	15.85	0.3	24.4
	9:00	867	9.0	No Good Data For C	20.4	15.84	0.3	24.8
	10:00	867	8.9	No Good Data For C	19.5	15.83	0.3	24.4
	11:00	867	9.3	No Good Data For C	19.3	15.83	0.3	25.5
	12:00	867	10.1	No Good Data For C	19.4	15.84	0.3	27.7
	13:00	867	9.7	No Good Data For C	17.9	15.83	0.3	26.5
	14:00	867	9.7	No Good Data For C	17.6	15.82	0.3	26.6
	15:00	867	8.8	No Good Data For C	17.1	15.85	0.3	24.3
	16:00	867	8.4	No Good Data For C	17.0	15.85	0.3	23.0
	17:00	867	7.9	No Good Data For C	16.9	15.88	0.3	21.8
	18:00	867	8.1	No Good Data For C	17.6	15.91	0.3	25.2
	19:00	867	8.7	No Good Data For C	17.5	15.92	0.3	24.1
	20:00	867	8.7	No Good Data For C	18.0	15.89	0.3	24.1
	21:00	867	8.5	No Good Data For C	17.7	15.91	0.3	23.6
	22:00	867	8.5	No Good Data For C	19.5	15.92	0.3	23.7
	23:00	867	8.7	No Good Data For C	19.3	15.91	0.3	24.3
	0:00	867	9.0	No Good Data For C	19.0	15.91	0.3	24.9
AVE		867	9.0	#DIV/0!	18.9	15.86	0.3	24.7
SUM								
MAX		867	10.1	0.0	20.63	15.92	0.3	27.7
MIN		867	7.9	0.0	16.92	15.82	0.3	21.8

DAILY REPORT OF GAS TURBINE GENERATOR OPERATION

07 June, '23

ITEM	Time	AVERAGE EXHAUST TEMP	NOx STACK HRSG 2	SO2 STACK HRSG 2	CO STACK HRSG 2	O2 STACK HRSG 2	OPACITY STACK HRSG 2	NOX (7% O2) HRSG2
DATA		(AVR)	(AVR)	(AVR)	(AVR)	(AVR)	(AVR)	(AVR)
TAG NAME		21X	1SAAAI2001	1SAAAI2002	1SAAAI2003	1SAAAI2004	1SAAAI2005	2NOX7P02
UNIT		degC	ppm	ppm	ppm	%O2	%	ppm
	1:00	867	8.9	No Good Data For C	19.4	15.92	0.3	24.9
	2:00	867	8.4	No Good Data For C	18.2	15.92	0.3	23.5
	3:00	867	8.4	No Good Data For C	18.5	15.93	0.3	23.6
	4:00	867	8.1	No Good Data For C	17.6	15.91	0.3	22.4
	5:00	867	8.2	No Good Data For C	16.9	15.91	0.3	22.8
	6:00	867	8.2	No Good Data For C	17.4	15.91	0.3	22.7
	7:00	867	8.3	No Good Data For C	17.4	15.92	0.3	23.2
	8:00	867	8.3	No Good Data For C	17.6	15.92	0.3	23.1
	9:00	867	8.2	No Good Data For C	17.5	15.90	0.3	22.8
	10:00	867	8.1	No Good Data For C	16.7	15.89	0.3	22.5
	11:00	867	8.0	No Good Data For C	17.9	15.87	0.3	22.0
	12:00	867	8.5	No Good Data For C	18.0	15.85	0.3	23.3
	13:00	867	8.8	No Good Data For C	17.4	15.83	0.3	24.1
	14:00	867	8.5	No Good Data For C	17.5	15.84	0.3	23.1
	15:00	867	8.3	No Good Data For C	17.0	15.83	0.3	22.7
	16:00	867	8.2	No Good Data For C	17.1	15.81	0.3	22.5
	17:00	867	7.6	No Good Data For C	17.6	15.85	0.3	20.9
	18:00	867	8.0	No Good Data For C	17.6	15.87	0.3	22.0
	19:00	867	8.3	No Good Data For C	17.9	15.88	0.3	22.8
	20:00	867	8.5	No Good Data For C	18.3	15.87	0.3	23.4
	21:00	867	8.4	No Good Data For C	17.4	15.89	0.3	23.2
	22:00	867	8.5	No Good Data For C	17.6	15.90	0.3	23.5
	23:00	867	9.5	No Good Data For C	18.8	15.91	0.3	26.3
	0:00	867	9.7	No Good Data For C	17.8	15.92	0.3	27.1
AVE		867	8.4	#DIV/0!	17.7	15.89	0.3	23.3
SUM								
MAX		867	9.7	0.0	19.36	15.93	0.3	27.1
MIN		867	7.6	0.0	16.67	15.81	0.3	20.9

DAILY REPORT OF GAS TURBINE GENERATOR OPERATION

08 June, '23

ITEM	Time	AVERAGE EXHAUST TEMP	NOx STACK HRSG 2	SO2 STACK HRSG 2	CO STACK HRSG 2	O2 STACK HRSG 2	OPACITY STACK HRSG 2	NOX (7% O2) HRSG2
DATA		(AVR)	(AVR)	(AVR)	(AVR)	(AVR)	(AVR)	(AVR)
TAG NAME		2TX	1SAAAI2001	1SAAAI2002	1SAAAI2003	1SAAAI2004	1SAAAI2005	2NOX7P02
UNIT		degC	ppm	ppm	ppm	%O2	%	ppm
	1:00	867	9.8	No Good Data For C	17.9	15.93	0.3	27.4
	2:00	867	9.4	No Good Data For C	17.8	15.93	0.3	26.3
	3:00	867	9.6	No Good Data For C	18.1	15.93	0.3	26.9
	4:00	867	9.4	No Good Data For C	18.0	15.93	0.3	26.3
	5:00	867	9.2	No Good Data For C	17.4	15.93	0.3	25.7
	6:00	867	8.9	No Good Data For C	17.4	15.93	0.3	25.0
	7:00	867	9.1	No Good Data For C	16.9	15.93	0.4	25.4
	8:00	867	9.0	No Good Data For C	16.8	15.93	0.3	25.1
	9:00	867	9.2	No Good Data For C	16.8	15.92	0.3	25.7
	10:00	867	8.8	No Good Data For C	17.1	15.91	0.3	24.6
	11:00	867	8.5	No Good Data For C	17.3	15.88	0.3	23.5
	12:00	867	8.3	No Good Data For C	16.3	15.87	0.3	23.0
	13:00	867	8.4	No Good Data For C	16.7	15.85	0.3	23.0
	14:00	867	7.9	No Good Data For C	16.7	15.85	0.3	21.8
	15:00	867	7.9	No Good Data For C	16.9	15.84	0.3	21.7
	16:00	867	7.5	No Good Data For C	17.7	15.86	0.3	20.6
	17:00	867	7.6	No Good Data For C	18.5	15.88	0.3	21.1
	18:00	867	7.8	No Good Data For C	19.2	15.89	0.3	21.6
	19:00	867	7.9	No Good Data For C	20.0	15.89	0.3	21.9
	20:00	867	8.1	No Good Data For C	20.0	15.89	0.3	22.4
	21:00	867	8.1	No Good Data For C	19.4	15.91	0.3	22.5
	22:00	867	8.2	No Good Data For C	19.8	15.91	0.3	22.8
	23:00	867	8.0	No Good Data For C	19.5	15.91	0.3	22.3
	0:00	867	8.3	No Good Data For C	20.0	15.91	0.3	23.2
AVE		867	8.5	#DIV/0!	18.0	15.90	0.3	23.7
SUM								
MAX		867	9.8	0.0	20.05	15.93	0.4	27.4
MIN		867	7.5	0.0	16.34	15.84	0.3	20.6

DAILY REPORT OF GAS TURBINE GENERATOR OPERATION

09 June, '23

ITEM	Time	AVERAGE EXHAUST TEMP	NOx STACK HRSG 2	SO2 STACK HRSG 2	CO STACK HRSG 2	O2 STACK HRSG 2	OPACITY STACK HRSG 2	NOX (7% O2) HRSG2
DATA		(AVR)	(AVR)	(AVR)	(AVR)	(AVR)	(AVR)	(AVR)
TAG NAME		2TX	1SAAAI2001	1SAAAI2002	1SAAAI2003	1SAAAI2004	1SAAAI2005	2NOX7P02
UNIT		degC	ppm	ppm	ppm	%O2	%	ppm
	1:00	867	8.3	No Good Data For C	19.3	15.91	0.3	23.2
	2:00	867	8.0	No Good Data For C	19.6	15.91	0.3	22.3
	3:00	867	8.1	No Good Data For C	19.2	15.92	0.3	22.5
	4:00	867	8.0	No Good Data For C	17.6	15.91	0.3	22.4
	5:00	867	7.9	No Good Data For C	17.2	15.91	0.3	22.0
	6:00	867	7.9	No Good Data For C	17.0	15.91	0.3	22.1
	7:00	867	8.3	No Good Data For C	16.7	15.92	0.3	23.1
	8:00	867	8.4	No Good Data For C	16.0	15.91	0.3	23.4
	9:00	867	8.2	No Good Data For C	14.7	15.90	0.3	22.8
	10:00	867	8.4	No Good Data For C	15.0	15.88	0.3	23.2
	11:00	867	8.7	No Good Data For C	15.5	15.87	0.3	24.1
	12:00	867	8.5	No Good Data For C	15.7	15.88	0.3	23.6
	13:00	867	8.4	No Good Data For C	16.3	15.88	0.3	23.4
	14:00	867	8.3	No Good Data For C	15.9	15.88	0.3	23.1
	15:00	867	8.2	No Good Data For C	16.1	15.87	0.3	22.6
	16:00	867	7.9	No Good Data For C	15.9	15.88	0.3	21.8
	17:00	867	7.8	No Good Data For C	16.4	15.88	0.3	21.5
	18:00	867	7.7	No Good Data For C	17.2	15.89	0.3	21.3
	19:00	867	8.6	No Good Data For C	18.0	15.87	0.3	23.7
	20:00	867	8.6	No Good Data For C	16.1	15.91	0.3	23.9
	21:00	867	8.7	No Good Data For C	16.1	15.91	0.3	24.0
	22:00	867	8.6	No Good Data For C	15.8	15.91	0.3	23.8
	23:00	867	8.4	No Good Data For C	16.2	15.91	0.3	23.4
	0:00	867	8.5	No Good Data For C	15.7	15.91	0.3	23.6
AVE		867	8.3	#DIV/0!	16.6	15.90	0.3	22.9
SUM								
MAX		867	8.7	0.0	19.61	15.92	0.3	24.1
MIN		867	7.7	0.0	14.72	15.87	0.3	21.3

DAILY REPORT OF GAS TURBINE GENERATOR OPERATION

10 June, '23

ITEM	Time	AVERAGE EXHAUST TEMP	NOx STACK HRSG 2	SO2 STACK HRSG 2	CO STACK HRSG 2	O2 STACK HRSG 2	OPACITY STACK HRSG 2	NOx (7% O2) HRSG2
DATA		(AVR)	(AVR)	(AVR)	(AVR)	(AVR)	(AVR)	(AVR)
TAG NAME		2TX	1SAAAI2001	1SAAAI2002	1SAAAI2003	1SAAAI2004	1SAAAI2005	2NOX7PO2
UNIT		degC	ppm	ppm	ppm	%O2	%	ppm
	1:00	867	8.3	No Good Data For C	15.1	15.91	0.3	23.1
	2:00	867	8.2	No Good Data For C	15.1	15.91	0.3	22.8
	3:00	867	8.3	No Good Data For C	15.8	15.91	0.3	23.0
	4:00	867	8.3	No Good Data For C	15.1	15.91	0.3	23.0
	5:00	867	8.3	No Good Data For C	15.2	15.91	0.3	23.1
	6:00	867	8.4	No Good Data For C	15.6	15.91	0.3	23.5
	7:00	867	8.4	No Good Data For C	15.3	15.91	0.3	23.3
	8:00	867	8.4	No Good Data For C	15.3	15.91	0.3	23.8
	9:00	867	8.6	No Good Data For C	16.1	15.90	0.3	23.9
	10:00	867	8.4	No Good Data For C	16.7	15.89	0.3	23.4
	11:00	867	8.6	No Good Data For C	16.0	15.86	0.3	23.6
	12:00	867	8.0	No Good Data For C	16.2	15.86	0.3	22.2
	13:00	867	8.3	No Good Data For C	16.4	15.88	0.3	23.1
	14:00	867	7.9	No Good Data For C	17.2	15.86	0.3	21.7
	15:00	867	7.6	No Good Data For C	17.7	15.87	0.3	21.1
	16:00	867	7.4	No Good Data For C	16.8	15.87	0.3	20.5
	17:00	867	7.3	No Good Data For C	16.6	15.87	0.3	20.2
	18:00	867	7.7	No Good Data For C	17.1	15.86	0.3	21.3
	19:00	867	8.0	No Good Data For C	17.9	15.87	0.3	22.3
	20:00	867	8.1	No Good Data For C	17.4	15.90	0.3	22.5
	21:00	867	8.1	No Good Data For C	16.0	15.91	0.3	22.7
	22:00	867	8.7	No Good Data For C	16.3	15.91	0.3	24.3
	23:00	867	8.6	No Good Data For C	15.9	15.92	0.3	24.1
	0:00	867	8.6	No Good Data For C	15.9	15.91	0.3	23.9
AVE		867	8.2	#DIV/0!	16.2	15.89	0.3	22.8
SUM								
MAX		867	8.7	0.0	17.87	15.92	0.3	24.3
MIN		867	7.3	0.0	15.09	15.86	0.3	20.2

DAILY REPORT OF GAS TURBINE GENERATOR OPERATION

11 June, '23

ITEM	Time	AVERAGE EXHAUST TEMP	NOx STACK HRSG 2	SO2 STACK HRSG 2	CO STACK HRSG 2	O2 STACK HRSG 2	OPACITY STACK HRSG 2	NOx (7% O2) HRSG2
DATA		(AVR)	(AVR)	(AVR)	(AVR)	(AVR)	(AVR)	(AVR)
TAG NAME		2TX	1SAAAI2001	1SAAAI2002	1SAAAI2003	1SAAAI2004	1SAAAI2005	2NOX7PO2
UNIT		degC	ppm	ppm	ppm	%O2	%	ppm
	1:00	867	8.5	No Good Data For C	15.9	15.91	0.3	23.7
	2:00	867	8.5	No Good Data For C	16.0	15.91	0.3	23.8
	3:00	867	8.3	No Good Data For C	15.9	15.91	0.3	23.2
	4:00	867	8.5	No Good Data For C	15.4	15.92	0.3	23.7
	5:00	867	8.5	No Good Data For C	15.2	15.91	0.3	23.7
	6:00	867	8.3	No Good Data For C	15.7	15.92	0.3	23.1
	7:00	867	8.4	No Good Data For C	16.6	15.92	0.3	23.3
	8:00	867	8.4	No Good Data For C	17.1	15.91	0.3	23.5
	9:00	867	8.1	No Good Data For C	16.1	15.90	0.3	22.6
	10:00	867	8.3	No Good Data For C	15.6	15.90	0.3	23.0
	11:00	867	8.4	No Good Data For C	15.7	15.88	0.3	23.2
	12:00	867	8.4	No Good Data For C	14.9	15.84	0.3	23.1
	13:00	867	8.1	No Good Data For C	15.3	15.83	0.3	22.4
	14:00	867	8.6	No Good Data For C	14.0	15.81	0.3	23.6
	15:00	867	8.1	No Good Data For C	14.2	15.82	0.3	22.2
	16:00	867	7.7	No Good Data For C	14.3	15.83	0.3	21.1
	17:00	867	7.4	No Good Data For C	14.4	15.86	0.3	20.4
	18:00	867	7.7	No Good Data For C	14.4	15.87	0.3	21.3
	19:00	867	8.2	No Good Data For C	15.4	15.86	0.3	22.7
	20:00	867	8.3	No Good Data For C	15.9	15.89	0.3	23.2
	21:00	867	8.8	No Good Data For C	15.3	15.90	0.3	24.4
	22:00	867	8.7	No Good Data For C	14.8	15.90	0.3	24.3
	23:00	867	8.6	No Good Data For C	15.1	15.90	0.3	24.1
	0:00	867	8.5	No Good Data For C	14.7	15.90	0.3	23.6
AVE		867	8.3	#DIV/0!	15.3	15.88	0.3	23.1
SUM								
MAX		867	8.8	0.0	17.15	15.92	0.3	24.4
MIN		867	7.4	0.0	14.03	15.81	0.3	20.4

DAILY REPORT OF GAS TURBINE GENERATOR OPERATION

12 June, '23

ITEM	Time	AVERAGE EXHAUST TEMP	NOx STACK HRSG 2	SO2 STACK HRSG 2	CO STACK HRSG 2	O2 STACK HRSG 2	OPACITY STACK HRSG 2	NOX (7% O2) HRSG2
DATA		(AVR)	(AVR)	(AVR)	(AVR)	(AVR)	(AVR)	(AVR)
TAG NAME		ZTX	1SAAAI2001	1SAAAI2002	1SAAAI2003	1SAAAI2004	1SAAAI2005	2NOX7PD2
UNIT		degC	ppm	ppm	ppm	%O2	%	ppm
	1:00	867	8.8	No Good Data For C	15.8	15.91	0.3	24.4
	2:00	867	8.8	No Good Data For C	17.3	15.91	0.3	24.4
	3:00	867	8.7	No Good Data For C	18.9	15.91	0.3	24.3
	4:00	867	8.7	No Good Data For C	20.8	15.91	0.3	24.1
	5:00	867	8.7	No Good Data For C	19.5	15.91	0.3	24.2
	6:00	867	8.6	No Good Data For C	19.0	15.91	0.3	24.7
	7:00	867	8.9	No Good Data For C	18.8	15.91	0.3	24.8
	8:00	867	9.1	No Good Data For C	18.5	15.90	0.3	25.2
	9:00	867	8.8	No Good Data For C	18.2	15.89	0.3	24.3
	10:00	867	9.0	No Good Data For C	18.1	15.88	0.3	24.8
	11:00	867	8.9	No Good Data For C	16.5	15.86	0.3	24.5
	12:00	867	8.8	No Good Data For C	15.7	15.84	0.3	24.2
	13:00	867	8.6	No Good Data For C	15.6	15.82	0.3	23.5
	14:00	867	8.3	No Good Data For C	15.6	15.81	0.3	22.7
	15:00	867	8.9	No Good Data For C	16.1	15.80	0.3	24.2
	16:00	867	7.7	No Good Data For C	14.9	15.82	0.3	21.1
	17:00	867	8.1	No Good Data For C	16.0	15.87	0.3	22.5
	18:00	867	8.4	No Good Data For C	16.7	15.88	0.3	23.3
	19:00	867	8.9	No Good Data For C	18.1	15.86	0.3	24.5
	20:00	867	8.7	No Good Data For C	16.5	15.89	0.3	24.1
	21:00	867	8.5	No Good Data For C	14.3	15.90	0.3	23.7
	22:00	867	8.6	No Good Data For C	14.5	15.90	0.3	23.8
	23:00	867	8.7	No Good Data For C	15.0	15.90	0.3	24.3
	0:00	867	8.9	No Good Data For C	13.6	15.90	0.3	24.9
AVE		867	8.7	#DIV/0!	16.8	15.88	0.3	24.0
SUM								
MAX		867	9.1	0.0	20.79	15.91	0.3	25.2
MIN		867	7.7	0.0	13.61	15.80	0.3	21.1

DAILY REPORT OF GAS TURBINE GENERATOR OPERATION

13 June, '23

ITEM	Time	AVERAGE EXHAUST TEMP	NOx STACK HRSG 2	SO2 STACK HRSG 2	CO STACK HRSG 2	O2 STACK HRSG 2	OPACITY STACK HRSG 2	NOX (7% O2) HRSG2
DATA		(AVR)	(AVR)	(AVR)	(AVR)	(AVR)	(AVR)	(AVR)
TAG NAME		ZTX	1SAAAI2001	1SAAAI2002	1SAAAI2003	1SAAAI2004	1SAAAI2005	2NOX7PD2
UNIT		degC	ppm	ppm	ppm	%O2	%	ppm
	1:00	867	8.8	No Good Data For C	13.2	15.91	0.3	24.6
	2:00	867	8.9	No Good Data For C	12.8	15.91	0.3	24.6
	3:00	867	8.7	No Good Data For C	13.5	15.91	0.3	24.2
	4:00	867	8.6	No Good Data For C	12.8	15.91	0.3	24.1
	5:00	867	8.7	No Good Data For C	13.2	15.91	0.3	24.3
	6:00	867	8.7	No Good Data For C	13.0	15.91	0.3	24.4
	7:00	867	8.8	No Good Data For C	12.7	15.91	0.3	24.5
	8:00	867	8.6	No Good Data For C	13.2	15.91	0.3	24.0
	9:00	867	8.7	No Good Data For C	12.8	15.90	0.3	24.4
	10:00	867	8.7	No Good Data For C	12.6	15.88	0.3	24.0
	11:00	867	8.5	No Good Data For C	12.2	15.85	0.3	23.5
	12:00	867	8.2	No Good Data For C	13.7	15.86	0.3	22.5
	13:00	867	8.7	No Good Data For C	13.2	15.85	0.3	23.8
	14:00	867	8.2	No Good Data For C	13.0	15.84	0.3	22.4
	15:00	867	8.2	No Good Data For C	13.3	15.86	0.3	22.5
	16:00	867	9.4	No Good Data For C	15.5	15.91	0.3	26.2
	17:00	867	9.0	No Good Data For C	14.2	15.90	0.3	25.0
	18:00	867	8.6	No Good Data For C	14.7	15.89	0.3	23.7
	19:00	867	8.6	No Good Data For C	13.9	15.88	0.3	23.7
	20:00	867	8.5	No Good Data For C	13.5	15.89	0.3	23.5
	21:00	867	8.4	No Good Data For C	13.5	15.90	0.3	23.3
	22:00	867	8.6	No Good Data For C	13.8	15.90	0.3	23.9
	23:00	867	8.8	No Good Data For C	15.2	15.90	0.3	24.4
	0:00	867	8.9	No Good Data For C	14.3	15.90	0.3	24.8
AVE		867	8.7	#DIV/0!	13.5	15.89	0.3	24.0
SUM								
MAX		867	9.4	0.0	15.50	15.91	0.3	26.2
MIN		867	8.2	0.0	12.17	15.84	0.3	22.4

DAILY REPORT OF GAS TURBINE GENERATOR OPERATION

14 June, '23

ITEM	Time	AVERAGE EXHAUST TEMP	NOx STACK HRSG 2	SO2 STACK HRSG 2	CO STACK HRSG 2	O2 STACK HRSG 2	OPACITY STACK HRSG 2	NOX (7% O2) HRSG2
DATA		(AVR)	(AVR)	(AVR)	(AVR)	(AVR)	(AVR)	(AVR)
TAG NAME		2TX	15AAAI2001	15AAAI2002	15AAAI2003	15AAAI2004	15AAAI2005	2NOX7P02
UNIT		degC	ppm	ppm	ppm	%O2	%	ppm
	1:00	867	8.8	No Good Data For C	14.9	15.90	0.3	24.5
	2:00	867	8.9	No Good Data For C	14.3	15.91	0.3	24.6
	3:00	867	8.7	No Good Data For C	14.5	15.90	0.3	24.2
	4:00	867	8.8	No Good Data For C	14.2	15.91	0.3	24.5
	5:00	867	9.0	No Good Data For C	14.2	15.91	0.3	25.1
	6:00	867	9.2	No Good Data For C	14.8	15.92	0.3	25.6
	7:00	867	9.1	No Good Data For C	15.1	15.92	0.3	25.3
	8:00	867	9.1	No Good Data For C	14.0	15.91	0.3	25.4
	9:00	867	9.0	No Good Data For C	14.0	15.90	0.3	24.9
	10:00	867	8.9	No Good Data For C	14.1	15.89	0.3	24.7
	11:00	867	9.2	No Good Data For C	13.1	15.87	0.3	25.3
	12:00	867	9.2	No Good Data For C	13.0	15.85	0.3	25.3
	13:00	867	9.0	No Good Data For C	13.5	15.86	0.3	24.9
	14:00	867	9.1	No Good Data For C	13.8	15.84	0.3	25.1
	15:00	867	8.8	No Good Data For C	13.6	15.84	0.3	24.2
	16:00	867	8.6	No Good Data For C	13.7	15.84	0.3	23.6
	17:00	867	8.2	No Good Data For C	12.8	15.86	0.3	22.5
	18:00	867	8.2	No Good Data For C	12.8	15.89	0.3	22.7
	19:00	867	8.7	No Good Data For C	15.2	15.88	0.3	24.1
	20:00	867	8.7	No Good Data For C	15.4	15.91	0.3	24.2
	21:00	867	8.9	No Good Data For C	14.6	15.92	0.3	24.7
	22:00	867	8.5	No Good Data For C	15.4	15.92	0.3	23.8
	23:00	867	9.5	No Good Data For C	16.3	15.93	0.3	26.7
	0:00	867	9.5	No Good Data For C	14.8	15.94	0.3	26.7
AVE		867	8.9	#DIV/0!	14.3	15.89	0.3	24.7
SUM								
MAX		867	9.5	0.0	16.25	15.94	0.3	26.7
MIN		867	8.2	0.0	12.76	15.84	0.3	22.5

DAILY REPORT OF GAS TURBINE GENERATOR OPERATION

15 June, '23

ITEM	Time	AVERAGE EXHAUST TEMP	NOx STACK HRSG 2	SO2 STACK HRSG 2	CO STACK HRSG 2	O2 STACK HRSG 2	OPACITY STACK HRSG 2	NOX (7% O2) HRSG2
DATA		(AVR)	(AVR)	(AVR)	(AVR)	(AVR)	(AVR)	(AVR)
TAG NAME		2TX	15AAAI2001	15AAAI2002	15AAAI2003	15AAAI2004	15AAAI2005	2NOX7P02
UNIT		degC	ppm	ppm	ppm	%O2	%	ppm
	1:00	867	9.3	No Good Data For C	15.3	15.94	0.3	26.0
	2:00	867	9.1	No Good Data For C	16.3	15.94	0.3	25.4
	3:00	867	9.0	No Good Data For C	16.0	15.95	0.3	25.2
	4:00	867	9.3	No Good Data For C	14.1	15.94	0.3	26.2
	5:00	867	9.4	No Good Data For C	13.8	15.94	0.3	26.3
	6:00	867	9.3	No Good Data For C	13.8	15.93	0.3	25.9
	7:00	867	9.4	No Good Data For C	14.2	15.93	0.3	26.4
	8:00	867	9.3	No Good Data For C	15.2	15.93	0.3	26.1
	9:00	867	9.2	No Good Data For C	14.9	15.92	0.3	25.7
	10:00	867	9.2	No Good Data For C	15.5	15.90	0.3	25.5
	11:00	867	9.2	No Good Data For C	13.8	15.87	0.3	25.5
	12:00	867	9.0	No Good Data For C	14.1	15.87	0.3	24.8
	13:00	867	8.6	No Good Data For C	14.5	15.87	0.3	23.7
	14:00	867	8.6	No Good Data For C	14.0	15.86	0.3	23.7
	15:00	867	8.4	No Good Data For C	14.7	15.86	0.3	23.1
	16:00	867	8.3	No Good Data For C	15.9	15.86	0.3	23.0
	17:00	867	8.1	No Good Data For C	13.9	15.86	0.3	22.4
	18:00	867	8.1	No Good Data For C	14.4	15.85	0.3	22.3
	19:00	867	8.3	No Good Data For C	14.9	15.88	0.3	22.9
	20:00	867	8.5	No Good Data For C	14.6	15.90	0.3	23.6
	21:00	867	8.7	No Good Data For C	14.5	15.90	0.3	24.0
	22:00	867	8.8	No Good Data For C	13.5	15.89	0.3	24.5
	23:00	867	8.8	No Good Data For C	13.9	15.90	0.3	24.4
	0:00	867	8.8	No Good Data For C	14.3	15.90	0.3	24.5
AVE		867	8.9	#DIV/0!	14.6	15.90	0.3	24.6
SUM								
MAX		867	9.4	0.0	16.30	15.95	0.3	26.4
MIN		867	8.1	0.0	13.46	15.85	0.3	22.3

DAILY REPORT OF GAS TURBINE GENERATOR OPERATION

16 June, '23

ITEM	Time	AVERAGE EXHAUST TEMP	NOx STACK HRSG 2	SO2 STACK HRSG 2	CO STACK HRSG 2	O2 STACK HRSG 2	OPACITY STACK HRSG 2	NOX (7% O2) HRSG2
DATA		(AVR)	(AVR)	(AVR)	(AVR)	(AVR)	(AVR)	(AVR)
TAG NAME		2TX	1SAAAI2001	1SAAAI2002	1SAAAI2003	1SAAAI2004	1SAAAI2005	2NOX7P02
UNIT		degC	ppm	ppm	ppm	%O2	%	ppm
	1:00	867	8.9	No Good Data For C	14.2	15.90	0.3	24.8
	2:00	867	9.0	No Good Data For C	15.9	15.90	0.3	25.2
	3:00	867	9.0	No Good Data For C	14.7	15.90	0.3	25.0
	4:00	867	9.1	No Good Data For C	14.8	15.91	0.3	25.3
	5:00	867	9.1	No Good Data For C	15.3	15.91	0.3	25.3
	6:00	867	9.0	No Good Data For C	15.0	15.91	0.3	25.2
	7:00	867	9.2	No Good Data For C	16.2	15.90	0.3	25.5
	8:00	867	9.4	No Good Data For C	15.6	15.90	0.3	26.3
	9:00	867	9.2	No Good Data For C	14.7	15.89	0.3	25.5
	10:00	867	8.9	No Good Data For C	14.5	15.87	0.3	24.7
	11:00	867	8.8	No Good Data For C	13.8	15.86	0.3	24.2
	12:00	867	8.5	No Good Data For C	14.1	15.83	0.3	23.4
	13:00	867	9.0	No Good Data For C	14.7	15.81	0.3	24.6
	14:00	867	8.4	No Good Data For C	13.7	15.81	0.3	22.8
	15:00	867	8.1	No Good Data For C	13.1	15.83	0.3	22.3
	16:00	867	7.9	No Good Data For C	13.4	15.84	0.3	21.6
	17:00	867	7.9	No Good Data For C	14.3	15.86	0.3	21.7
	18:00	867	8.2	No Good Data For C	14.6	15.85	0.3	22.5
	19:00	867	8.3	No Good Data For C	14.9	15.88	0.3	22.9
	20:00	867	9.0	No Good Data For C	15.1	15.89	0.3	24.9
	21:00	867	8.8	No Good Data For C	15.2	15.89	0.3	24.3
	22:00	867	8.8	No Good Data For C	15.5	15.89	0.3	24.5
	23:00	664	6.0	-13.1	44.0	17.26	0.3	22.7
	0:00	633	5.1	-13.6	45.9	17.58	0.3	21.4
AVE		848	8.5	-13.4	17.3	16.00	0.3	24.0
SUM								
MAX		867	9.4	-13.1	45.86	17.58	0.3	26.3
MIN		633	5.1	-13.6	13.05	15.81	0.3	21.4

DAILY REPORT OF GAS TURBINE GENERATOR OPERATION

17 June, '23

ITEM	Time	AVERAGE EXHAUST TEMP	NOx STACK HRSG 2	SO2 STACK HRSG 2	CO STACK HRSG 2	O2 STACK HRSG 2	OPACITY STACK HRSG 2	NOX (7% O2) HRSG2
DATA		(AVR)	(AVR)	(AVR)	(AVR)	(AVR)	(AVR)	(AVR)
TAG NAME		2TX	1SAAAI2001	1SAAAI2002	1SAAAI2003	1SAAAI2004	1SAAAI2005	2NOX7P02
UNIT		degC	ppm	ppm	ppm	%O2	%	ppm
	1:00	297	-2.4	-9.4	26.4	19.81	0.3	80.6
	2:00	47	-9.4	-15.1	0.0	21.86	0.3	134.9
	3:00	47	-9.5	No Good Data For C	-0.5	21.88	0.3	136.3
	4:00	41	-9.5	No Good Data For C	-0.5	21.88	0.3	136.3
	5:00	14	-9.5	No Good Data For C	-0.5	21.88	0.3	136.3
	6:00	15	-9.5	No Good Data For C	-0.5	21.88	0.3	136.3
	7:00	18	-9.5	No Good Data For C	-0.5	21.88	0.3	136.3
	8:00	21	-9.6	No Good Data For C	-0.5	21.88	0.3	136.3
	9:00	22	-9.6	No Good Data For C	-0.5	21.88	0.3	136.3
	10:00	23	-9.6	No Good Data For C	-0.5	21.88	0.3	136.3
	11:00	0	-9.6	No Good Data For C	-0.5	21.88	0.3	136.3
	12:00	-1	-9.6	No Good Data For C	-0.5	21.88	0.3	136.3
	13:00	-1	-9.6	No Good Data For C	-0.5	21.88	0.3	136.3
	14:00	105	-9.6	No Good Data For C	-0.5	21.88	0.3	136.3
	15:00	376	-9.6	No Good Data For C	-0.5	21.88	0.3	136.3
	16:00	137	-9.6	No Good Data For C	-0.5	21.88	0.3	136.3
	17:00	60	-9.6	No Good Data For C	-0.5	21.88	0.3	136.3
	18:00	24	-9.6	No Good Data For C	-0.5	21.88	0.3	136.3
	19:00	24	-9.6	No Good Data For C	-0.5	21.88	0.3	136.3
	20:00	23	-9.6	No Good Data For C	-0.5	21.88	0.3	136.3
	21:00	23	-9.6	No Good Data For C	-0.5	21.88	0.3	136.3
	22:00	23	-9.6	No Good Data For C	-0.5	21.88	0.3	136.3
	23:00	22	-9.6	No Good Data For C	-0.5	21.88	0.3	136.3
	0:00	22	-9.6	No Good Data For C	-0.5	21.88	0.3	136.3
AVE		58	-9.3	-12.3	0.6	21.79	0.3	133.9
SUM								
MAX		376	-2.4	-9.4	26.42	21.88	0.3	136.3
MIN		-1	-9.6	-15.1	-0.55	19.81	0.3	80.6

DAILY REPORT OF GAS TURBINE GENERATOR OPERATION

18 June , '23

ITEM	Time	AVERAGE EXHAUST TEMP	NOx STACK HRSG 2	SO2 STACK HRSG 2	CO STACK HRSG 2	O2 STACK HRSG 2	OPACITY STACK HRSG 2	NOX (7% O2) HRSG2
DATA		(AVR)	(AVR)	(AVR)	(AVR)	(AVR)	(AVR)	(AVR)
TAG NAME		ZTX	1SAAA12001	1SAAA12002	1SAAA12003	1SAAA12004	1SAAA12005	2NOX7P02
UNIT		degC	ppm	ppm	ppm	%O2	%	ppm
	1:00	21	-9.6	No Good Data For C	-0.5	21.88	0.3	136.3
	2:00	21	-9.6	No Good Data For C	-0.5	21.88	0.3	136.3
	3:00	21	-9.6	No Good Data For C	-0.5	21.88	0.3	136.3
	4:00	21	-9.6	No Good Data For C	-0.5	21.88	0.3	136.3
	5:00	21	-9.6	No Good Data For C	-0.5	21.88	0.3	136.3
	6:00	21	-9.6	No Good Data For C	-0.5	21.88	0.3	136.3
	7:00	20	-9.6	No Good Data For C	-0.5	21.88	0.3	136.3
	8:00	20	-9.6	No Good Data For C	-0.5	21.88	0.3	136.3
	9:00	20	-9.6	No Good Data For C	-0.5	21.88	0.3	136.3
	10:00	19	-9.6	No Good Data For C	-0.5	21.88	0.3	136.3
	11:00	19	-9.6	No Good Data For C	-0.5	21.88	0.3	136.3
	12:00	19	-9.6	No Good Data For C	-0.5	21.88	0.3	136.3
	13:00	19	-9.6	No Good Data For C	-0.5	21.88	0.3	136.3
	14:00	19	-9.6	No Good Data For C	-0.5	21.88	0.3	136.3
	15:00	20	-9.6	No Good Data For C	-0.5	21.88	0.3	136.3
	16:00	20	-9.6	No Good Data For C	-0.5	21.88	0.3	136.3
	17:00	20	-9.6	No Good Data For C	-0.5	21.88	0.3	136.3
	18:00	20	-9.6	No Good Data For C	-0.5	21.88	0.3	136.3
	19:00	20	-9.6	No Good Data For C	-0.5	21.88	0.3	136.3
	20:00	252	-9.6	No Good Data For C	-0.5	21.88	0.3	136.3
	21:00	550	-9.6	No Good Data For C	-0.5	21.88	0.3	136.3
	22:00	861	-1.3	-13.4	11.0	18.00	0.3	53.9
	23:00	863	4.8	No Good Data For C	16.6	15.91	0.3	13.5
	0:00	863	5.2	No Good Data For C	17.3	15.91	0.3	14.5
AVE		157	-8.0	-13.4	1.4	21.22	0.3	122.7
SUM								
MAX		863	5.2	-13.4	17.27	21.88	0.3	136.3
MIN		19	-9.6	-13.4	-0.55	15.91	0.3	13.5

DAILY REPORT OF GAS TURBINE GENERATOR OPERATION

19 June , '23

ITEM	Time	AVERAGE EXHAUST TEMP	NOx STACK HRSG 2	SO2 STACK HRSG 2	CO STACK HRSG 2	O2 STACK HRSG 2	OPACITY STACK HRSG 2	NOX (7% O2) HRSG2
DATA		(AVR)	(AVR)	(AVR)	(AVR)	(AVR)	(AVR)	(AVR)
TAG NAME		ZTX	1SAAA12001	1SAAA12002	1SAAA12003	1SAAA12004	1SAAA12005	2NOX7P02
UNIT		degC	ppm	ppm	ppm	%O2	%	ppm
	1:00	864	6.0	No Good Data For C	16.5	15.91	0.3	16.8
	2:00	864	6.2	No Good Data For C	17.3	15.91	0.3	17.3
	3:00	864	6.2	No Good Data For C	17.6	15.91	0.3	17.1
	4:00	864	6.2	-14.6	17.2	15.91	0.3	17.2
	5:00	864	6.2	-14.6	17.5	15.90	0.3	17.3
	6:00	864	6.2	-14.6	17.9	15.91	0.3	17.3
	7:00	864	6.1	-14.6	18.3	15.91	0.3	17.1
	8:00	863	6.0	-14.7	18.6	15.91	0.3	16.6
	9:00	863	6.0	-14.9	18.7	15.92	0.3	16.7
	10:00	863	6.0	-15.0	18.4	15.92	0.3	16.8
	11:00	863	5.7	-15.1	18.0	15.94	0.3	16.0
	12:00	863	5.6	-15.2	18.0	16.00	0.3	15.9
	13:00	863	5.5	No Good Data For C	17.7	16.00	0.3	15.4
	14:00	863	5.3	No Good Data For C	17.5	15.99	0.3	14.9
	15:00	863	5.2	No Good Data For C	17.2	15.98	0.3	14.6
	16:00	864	5.6	No Good Data For C	17.0	15.96	0.3	15.6
	17:00	864	6.1	-15.5	17.0	15.90	0.3	16.6
	18:00	865	6.0	-15.5	17.0	15.90	0.3	16.6
	19:00	866	5.8	-14.9	17.0	15.71	0.3	15.5
	20:00	866	6.2	-13.8	18.1	15.54	0.3	16.2
	21:00	866	6.9	-13.5	18.7	15.54	0.3	18.0
	22:00	866	7.4	-13.2	20.1	15.55	0.3	19.3
	23:00	866	7.5	-13.1	19.6	15.56	0.3	19.5
	0:00	866	7.4	-13.3	17.7	15.55	0.3	19.3
AVE		864	6.1	-14.5	17.9	15.84	0.3	16.8
SUM								
MAX		866	7.5	-12.1	20.11	16.00	0.3	19.5
MIN		863	5.2	-15.5	16.53	15.54	0.3	14.6

DAILY REPORT OF GAS TURBINE GENERATOR OPERATION

20 June, '23

ITEM	Time	AVERAGE EXHAUST TEMP	NOx STACK HRSG 2	SO2 STACK HRSG 2	CO STACK HRSG 2	O2 STACK HRSG 2	OPACITY STACK HRSG 2	NOX (7% O2) HRSG2
DATA		(AVR)	(AVR)	(AVR)	(AVR)	(AVR)	(AVR)	(AVR)
TAG NAME		2TX	15AAAI2001	15AAAI2002	15AAAI2003	15AAAI2004	15AAAI2005	2NOX7P02
UNIT		degC	ppm	ppm	ppm	%O2	%	ppm
	1:00	866	7.7	-13.3	16.3	15.55	0.3	20.0
	2:00	866	7.7	-13.2	15.8	15.55	0.3	20.1
	3:00	866	7.5	-13.3	15.7	15.55	0.3	19.6
	4:00	866	7.6	-13.3	15.4	15.55	0.3	19.8
	5:00	866	7.7	-13.3	15.2	15.55	0.3	19.9
	6:00	866	7.9	-13.1	16.7	15.55	0.3	20.5
	7:00	866	8.2	-12.9	17.1	15.56	0.3	21.4
	8:00	866	8.0	-12.9	16.7	15.57	0.3	21.0
	9:00	866	8.1	-13.1	16.6	15.56	0.3	21.1
	10:00	866	8.0	-13.3	16.0	15.54	0.3	20.8
	11:00	866	7.9	-13.7	14.2	15.52	0.3	20.3
	12:00	866	7.9	-14.0	14.3	15.47	0.3	20.2
	13:00	866	7.5	-14.2	14.1	15.47	0.3	19.1
	14:00	866	7.5	-14.3	13.4	15.50	0.3	19.2
	15:00	866	7.8	-14.3	13.8	15.51	0.3	20.0
	16:00	866	8.0	-14.2	14.6	15.49	0.3	20.6
	17:00	866	8.0	-14.0	16.8	15.48	0.3	20.5
	18:00	866	7.4	-14.0	17.6	15.45	0.3	18.9
	19:00	866	7.7	-13.8	18.5	15.44	0.3	19.6
	20:00	866	8.1	-13.7	16.3	15.46	0.3	20.6
	21:00	866	8.2	-13.6	15.3	15.45	0.3	21.0
	22:00	866	8.1	-13.5	15.5	15.45	0.3	20.8
	23:00	866	8.3	-13.4	15.2	15.45	0.3	21.0
	0:00	866	8.2	-13.4	15.2	15.46	0.3	21.1
AVE		866	7.9	-13.6	15.7	15.51	0.3	20.3
SUM								
MAX		866	8.3	-12.9	18.54	15.57	0.3	21.4
MIN		866	7.4	-14.3	13.45	15.44	0.3	18.9

DAILY REPORT OF GAS TURBINE GENERATOR OPERATION

21 June, '23

ITEM	Time	AVERAGE EXHAUST TEMP	NOx STACK HRSG 2	SO2 STACK HRSG 2	CO STACK HRSG 2	O2 STACK HRSG 2	OPACITY STACK HRSG 2	NOX (7% O2) HRSG2
DATA		(AVR)	(AVR)	(AVR)	(AVR)	(AVR)	(AVR)	(AVR)
TAG NAME		2TX	15AAAI2001	15AAAI2002	15AAAI2003	15AAAI2004	15AAAI2005	2NOX7P02
UNIT		degC	ppm	ppm	ppm	%O2	%	ppm
	1:00	866	8.4	-13.3	15.7	15.45	0.3	21.5
	2:00	866	8.4	-13.3	16.3	15.46	0.3	21.6
	3:00	866	8.4	-13.2	16.5	15.45	0.3	21.4
	4:00	866	8.4	-13.2	15.7	15.46	0.3	21.4
	5:00	866	8.3	-13.2	16.0	15.45	0.3	21.3
	6:00	866	8.4	-13.2	15.5	15.45	0.3	21.4
	7:00	866	8.5	-13.2	15.1	15.46	0.3	21.7
	8:00	866	8.5	-13.1	16.4	15.49	0.3	21.8
	9:00	866	8.6	-13.3	16.0	15.48	0.3	22.1
	10:00	866	8.7	-13.5	15.0	15.47	0.3	22.3
	11:00	866	8.0	-13.7	15.9	15.46	0.3	20.5
	12:00	866	7.7	-14.1	15.1	15.47	0.3	19.7
	13:00	866	7.3	-14.3	14.5	15.49	0.3	18.8
	14:00	866	7.5	-14.3	14.7	15.50	0.3	19.2
	15:00	866	7.4	-14.3	15.4	15.49	0.3	19.2
	16:00	866	7.3	-14.4	14.6	15.49	0.3	18.9
	17:00	866	7.5	-14.3	14.4	15.49	0.3	19.2
	18:00	866	7.6	-14.2	15.1	15.46	0.3	19.4
	19:00	866	7.9	-14.1	15.3	15.45	0.3	20.1
	20:00	866	7.9	-13.9	15.2	15.44	0.3	20.2
	21:00	866	7.9	-13.7	17.1	15.44	0.3	20.1
	22:00	866	8.3	-13.5	16.4	15.44	0.3	21.0
	23:00	866	8.3	-13.4	16.3	15.45	0.3	21.2
	0:00	866	8.4	-13.4	15.4	15.45	0.3	21.3
AVE		866	8.1	-13.7	15.6	15.46	0.3	20.6
SUM								
MAX		866	8.7	-13.1	17.06	15.50	0.3	22.3
MIN		866	7.3	-14.4	14.43	15.44	0.3	18.8

DAILY REPORT OF GAS TURBINE GENERATOR OPERATION

22 June, '23

ITEM	Time	AVERAGE EXHAUST TEMP	NOx STACK HRSG 2	SO2 STACK HRSG 2	CO STACK HRSG 2	O2 STACK HRSG 2	OPACITY STACK HRSG 2	NOX (7% O2) HRSG2
DATA		(AVR)	(AVR)	(AVR)	(AVR)	(AVR)	(AVR)	(AVR)
TAG NAME		2TX	15AAAT2001	15AAAT2002	15AAAT2003	15AAAT2004	15AAAT2005	2NOX7PO2
UNIT		degC	ppm	ppm	ppm	%O2	%	ppm
	1:00	866	9.2	-13.2	14.6	15.44	0.3	21.5
	2:00	867	9.9	-12.8	15.1	15.45	0.3	25.1
	3:00	866	10.1	-12.6	14.8	15.45	0.3	25.8
	4:00	866	10.0	-12.5	14.8	15.45	0.3	25.4
	5:00	866	10.1	-12.4	14.4	15.45	0.3	25.8
	6:00	866	10.0	-12.5	13.7	15.45	0.3	25.4
	7:00	866	9.8	-12.6	13.4	15.46	0.3	25.2
	8:00	866	9.6	-12.6	13.2	15.47	0.3	24.7
	9:00	866	9.5	-12.8	13.4	15.48	0.3	24.3
	10:00	866	9.1	-13.1	13.4	15.47	0.3	23.4
	11:00	866	9.2	-13.3	13.7	15.45	0.3	23.5
	12:00	865	8.9	-13.6	12.9	15.45	0.3	22.7
	13:00	866	8.5	-13.9	11.5	15.45	0.3	21.6
	14:00	866	8.6	-14.0	11.5	15.45	0.3	21.9
	15:00	866	8.3	-14.0	11.6	15.45	0.3	21.3
	16:00	866	8.4	-14.1	11.7	15.45	0.3	21.4
	17:00	866	8.5	-14.1	11.7	15.45	0.3	21.8
	18:00	866	8.3	-14.0	12.6	15.43	0.3	21.2
	19:00	866	8.6	-13.8	13.0	15.44	0.3	22.1
	20:00	866	8.8	-13.7	12.4	15.45	0.3	22.3
	21:00	866	9.0	-13.5	12.6	15.44	0.3	23.0
	22:00	866	9.1	-13.5	12.5	15.45	0.3	23.1
	23:00	866	8.8	-13.4	13.0	15.45	0.3	22.4
	0:00	866	8.7	-13.3	13.4	15.45	0.3	22.2
AVE		866	9.1	-13.3	13.1	15.45	0.3	23.3
SUM								
MAX		867	10.1	-12.4	15.30	15.48	0.3	25.8
MIN		865	8.3	-14.1	11.46	15.43	0.3	21.2

DAILY REPORT OF GAS TURBINE GENERATOR OPERATION

23 June, '23

ITEM	Time	AVERAGE EXHAUST TEMP	NOx STACK HRSG 2	SO2 STACK HRSG 2	CO STACK HRSG 2	O2 STACK HRSG 2	OPACITY STACK HRSG 2	NOX (7% O2) HRSG2
DATA		(AVR)	(AVR)	(AVR)	(AVR)	(AVR)	(AVR)	(AVR)
TAG NAME		2TX	15AAAT2001	15AAAT2002	15AAAT2003	15AAAT2004	15AAAT2005	2NOX7PO2
UNIT		degC	ppm	ppm	ppm	%O2	%	ppm
	1:00	866	8.8	-13.3	13.7	15.45	0.3	22.5
	2:00	866	8.8	-13.2	13.6	15.45	0.3	22.5
	3:00	866	8.9	-13.1	15.0	15.45	0.3	22.7
	4:00	866	8.9	-13.1	14.5	15.45	0.3	22.6
	5:00	866	8.6	-13.1	15.9	15.44	0.3	21.9
	6:00	866	8.8	-13.1	14.4	15.44	0.3	22.4
	7:00	866	8.8	-13.1	13.9	15.45	0.3	22.4
	8:00	866	9.3	-13.1	13.2	15.48	0.3	23.8
	9:00	866	9.6	-13.3	12.6	15.46	0.3	24.4
	10:00	866	9.4	-13.4	13.0	15.46	0.3	24.1
	11:00	866	8.9	-13.8	12.7	15.45	0.3	22.7
	12:00	866	8.3	-14.1	13.1	15.47	0.3	21.2
	13:00	866	8.3	-14.2	13.8	15.50	0.3	21.2
	14:00	866	7.9	-14.4	12.9	15.51	0.3	20.3
	15:00	866	7.4	-14.6	12.8	15.54	0.3	19.2
	16:00	866	7.6	-14.6	12.3	15.54	0.3	19.6
	17:00	866	8.0	-14.4	12.9	15.50	0.3	20.5
	18:00	866	8.6	-14.1	13.7	15.45	0.3	21.9
	19:00	866	8.0	-14.1	13.6	15.45	0.3	20.4
	20:00	866	8.1	-14.0	13.0	15.47	0.3	20.8
	21:00	866	8.0	-13.8	14.1	15.48	0.3	20.6
	22:00	866	7.9	-13.7	15.3	15.48	0.3	20.4
	23:00	866	8.1	-13.5	15.2	15.48	0.3	20.9
	0:00	866	8.9	-13.3	15.1	15.48	0.3	22.7
AVE		866	8.5	-13.7	13.8	15.47	0.3	21.7
SUM								
MAX		866	9.6	-13.1	15.88	15.54	0.3	24.4
MIN		866	7.4	-14.6	12.29	15.44	0.3	19.2

DAILY REPORT OF GAS TURBINE GENERATOR OPERATION

24 June, '23

ITEM	Time	AVERAGE EXHAUST TEMP	NOx STACK HRSG 2	SO2 STACK HRSG 2	CO STACK HRSG 2	O2 STACK HRSG 2	OPACITY STACK HRSG 2	NOX (7% O2) HRSG2
DATA		(AVR)	(AVR)	(AVR)	(AVR)	(AVR)	(AVR)	(AVR)
TAG NAME		2TX	1SAAAI2001	1SAAAI2002	1SAAAI2003	1SAAAI2004	1SAAAI2005	2NOX7P02
UNIT		degC	ppm	ppm	ppm	%O2	%	ppm
	1:00	866	9.2	-13.2	15.4	15.47	0.3	23.7
	2:00	866	9.0	-13.2	15.4	15.48	0.3	23.1
	3:00	866	9.1	-13.2	13.8	15.47	0.3	23.3
	4:00	866	9.2	-13.1	13.0	15.48	0.3	23.7
	5:00	866	9.1	-13.2	13.6	15.47	0.3	23.2
	6:00	866	9.3	-13.2	12.7	15.48	0.3	23.7
	7:00	866	9.2	-13.2	13.1	15.48	0.3	23.5
	8:00	866	9.2	-13.2	13.3	15.49	0.3	23.6
	9:00	866	9.4	-13.4	12.6	15.49	0.3	24.0
	10:00	866	9.4	-13.5	12.2	15.48	0.3	24.2
	11:00	866	9.6	-13.7	11.9	15.47	0.3	24.7
	12:00	866	9.5	-13.8	11.9	15.45	0.3	24.2
	13:00	866	9.0	-14.0	12.1	15.44	0.3	22.9
	14:00	866	8.9	-14.0	12.2	15.44	0.3	22.7
	15:00	866	8.9	-14.1	12.2	15.44	0.3	22.6
	16:00	866	8.6	-14.2	12.1	15.44	0.3	21.9
	17:00	866	8.3	-14.3	12.1	15.44	0.3	21.1
	18:00	866	7.9	-14.3	12.4	15.44	0.3	20.2
	19:00	867	8.0	-14.1	14.1	15.42	0.3	20.4
	20:00	867	8.2	-13.9	13.1	15.45	0.3	20.8
	21:00	867	8.2	-13.8	14.4	15.46	0.3	20.9
	22:00	866	7.5	-13.7	16.3	15.47	0.3	19.3
	23:00	866	7.7	-13.6	16.2	15.47	0.3	19.6
	0:00	866	8.1	-13.4	17.0	15.47	0.3	20.9
AVE		866	8.8	-13.6	13.5	15.46	0.3	22.4
SUM								
MAX		867	9.6	-13.1	16.95	15.49	0.3	24.7
MIN		866	7.5	-14.3	11.86	15.42	0.3	19.3

DAILY REPORT OF GAS TURBINE GENERATOR OPERATION

25 June, '23

ITEM	Time	AVERAGE EXHAUST TEMP	NOx STACK HRSG 2	SO2 STACK HRSG 2	CO STACK HRSG 2	O2 STACK HRSG 2	OPACITY STACK HRSG 2	NOX (7% O2) HRSG2
DATA		(AVR)	(AVR)	(AVR)	(AVR)	(AVR)	(AVR)	(AVR)
TAG NAME		2TX	1SAAAI2001	1SAAAI2002	1SAAAI2003	1SAAAI2004	1SAAAI2005	2NOX7P02
UNIT		degC	ppm	ppm	ppm	%O2	%	ppm
	1:00	866	8.9	-13.3	14.3	15.48	0.3	22.8
	2:00	866	8.7	-13.3	15.7	15.48	0.3	22.4
	3:00	866	8.9	-13.3	14.3	15.48	0.3	22.7
	4:00	866	8.8	-13.3	13.6	15.49	0.3	22.5
	5:00	866	8.8	-13.2	14.3	15.49	0.3	22.5
	6:00	866	8.7	-13.2	13.9	15.49	0.3	22.5
	7:00	866	8.8	-13.2	14.6	15.49	0.3	22.5
	8:00	866	8.8	-13.3	13.6	15.48	0.3	22.7
	9:00	866	8.8	-13.3	13.2	15.48	0.3	22.4
	10:00	866	8.6	-13.6	13.1	15.46	0.3	22.1
	11:00	866	8.4	-13.7	13.1	15.46	0.3	21.5
	12:00	866	8.3	-13.9	13.7	15.45	0.3	21.3
	13:00	866	8.0	-14.2	13.8	15.44	0.3	20.4
	14:00	866	8.0	-14.3	13.3	15.43	0.3	20.3
	15:00	866	7.8	-14.4	13.5	15.44	0.3	19.7
	16:00	866	7.6	-14.4	13.4	15.45	0.3	19.3
	17:00	866	7.6	-14.4	12.8	15.45	0.3	19.3
	18:00	867	7.6	-14.2	15.0	15.45	0.3	19.5
	19:00	867	8.6	-13.6	17.2	15.46	0.3	21.8
	20:00	867	9.1	-13.1	16.3	15.51	0.3	23.6
	21:00	867	9.0	-13.0	17.5	15.51	0.3	23.2
	22:00	867	8.9	-13.0	17.2	15.51	0.3	22.9
	23:00	867	8.8	-13.0	17.2	15.51	0.3	22.8
	0:00	867	8.8	-13.0	16.8	15.50	0.3	22.6
AVE		866	8.5	-13.6	14.6	15.47	0.3	21.8
SUM								
MAX		867	9.1	-13.0	17.51	15.51	0.3	23.6
MIN		866	7.6	-14.4	12.85	15.43	0.3	19.3

DAILY REPORT OF GAS TURBINE GENERATOR OPERATION

26 June , ' 23

ITEM	Time	AVERAGE EXHAUST TEMP	NOx STACK HRSG 2	SO2 STACK HRSG 2	CO STACK HRSG 2	O2 STACK HRSG 2	OPACITY STACK HRSG 2	NOX (7% O2) HRSG2
DATA		(AVR)	(AVR)	(AVR)	(AVR)	(AVR)	(AVR)	(AVR)
TAG NAME		2TX	15AAAI2001	15AAAI2002	15AAAI2003	15AAAI2004	15AAAI2005	2NOX7PO2
UNIT		degC	ppm	ppm	ppm	%O2	%	ppm
	1:00	867	8.6	-13.1	17.0	15.50	0.3	22.2
	2:00	867	8.4	-13.1	17.4	15.51	0.3	21.7
	3:00	867	8.3	-13.1	17.3	15.50	0.3	21.5
	4:00	867	8.3	-13.1	18.1	15.50	0.3	21.4
	5:00	867	8.4	-13.0	18.2	15.50	0.3	21.6
	6:00	867	8.4	-13.0	18.0	15.50	0.3	21.7
	7:00	867	8.6	-13.0	17.5	15.50	0.3	22.2
	8:00	867	8.7	-13.1	16.6	15.51	0.3	22.6
	9:00	867	8.8	-13.2	16.2	15.50	0.3	22.6
	10:00	866	8.8	-13.3	16.0	15.49	0.3	22.5
	11:00	866	8.6	-13.5	15.7	15.47	0.3	22.1
	12:00	866	8.6	-13.7	15.4	15.46	0.3	21.9
	13:00	866	8.3	-14.0	14.9	15.44	0.3	21.2
	14:00	866	8.0	-14.2	15.0	15.44	0.3	20.4
	15:00	866	7.8	-14.3	14.7	15.44	0.3	20.0
	16:00	866	7.7	-14.3	14.6	15.45	0.3	19.6
	17:00	867	7.6	-14.3	14.4	15.45	0.3	19.4
	18:00	867	7.8	-14.1	15.2	15.46	0.3	19.9
	19:00	867	7.5	-14.0	18.1	15.43	0.3	19.1
	20:00	867	7.5	-14.0	17.6	15.47	0.3	19.2
	21:00	867	7.3	-13.9	18.6	15.47	0.3	18.7
	22:00	867	8.1	-13.6	17.4	15.48	0.3	20.7
	23:00	867	8.8	-13.2	16.9	15.49	0.3	22.7
	0:00	867	8.7	-13.2	16.5	15.50	0.3	22.3
AVE		867	8.2	-13.6	16.6	15.48	0.3	21.1
SUM								
MAX		867	8.8	-13.0	18.61	15.51	0.3	22.7
MIN		866	7.3	-14.3	14.44	15.43	0.3	18.7

DAILY REPORT OF GAS TURBINE GENERATOR OPERATION

27 June , ' 23

ITEM	Time	AVERAGE EXHAUST TEMP	NOx STACK HRSG 2	SO2 STACK HRSG 2	CO STACK HRSG 2	O2 STACK HRSG 2	OPACITY STACK HRSG 2	NOX (7% O2) HRSG2
DATA		(AVR)	(AVR)	(AVR)	(AVR)	(AVR)	(AVR)	(AVR)
TAG NAME		2TX	15AAAI2001	15AAAI2002	15AAAI2003	15AAAI2004	15AAAI2005	2NOX7PO2
UNIT		degC	ppm	ppm	ppm	%O2	%	ppm
	1:00	867	8.4	-13.1	16.9	15.50	0.3	21.7
	2:00	867	8.5	-13.1	16.9	15.50	0.3	21.8
	3:00	867	8.5	-13.1	16.5	15.51	0.3	21.8
	4:00	867	8.5	-13.1	15.6	15.51	0.3	21.9
	5:00	867	8.6	-13.0	16.5	15.51	0.3	22.1
	6:00	867	8.6	-13.0	15.5	15.50	0.3	22.3
	7:00	867	8.7	-13.0	15.1	15.51	0.3	22.4
	8:00	867	8.9	-13.1	13.2	15.51	0.3	23.0
	9:00	867	9.1	-13.4	12.5	15.49	0.3	23.3
	10:00	866	8.9	-13.5	12.7	15.48	0.3	22.9
	11:00	866	8.7	-13.8	12.9	15.46	0.3	22.1
	12:00	866	8.6	-14.0	13.1	15.44	0.3	22.0
	13:00	867	8.6	-14.2	13.7	15.43	0.3	22.0
	14:00	866	8.2	-14.4	13.6	15.42	0.3	20.9
	15:00	866	8.8	-14.5	12.9	15.46	0.3	22.6
	16:00	866	7.7	-14.8	13.1	15.46	0.3	19.7
	17:00	866	7.5	-14.6	13.9	15.49	0.3	19.2
	18:00	867	7.7	-14.2	15.4	15.49	0.3	19.8
	19:00	867	7.9	-14.1	14.9	15.52	0.3	20.4
	20:00	867	8.1	-13.9	15.3	15.53	0.3	21.0
	21:00	867	7.9	-13.7	16.8	15.53	0.3	20.5
	22:00	867	8.2	-13.5	17.1	15.55	0.3	21.2
	23:00	867	8.2	-13.5	16.7	15.55	0.3	21.2
	0:00	867	8.2	-13.5	17.3	15.55	0.3	21.3
AVE		867	8.4	-13.7	14.9	15.50	0.3	21.6
SUM								
MAX		867	9.1	-13.0	17.23	15.55	0.3	23.3
MIN		866	7.5	-14.8	12.53	15.42	0.3	19.2

DAILY REPORT OF GAS TURBINE GENERATOR OPERATION

28 June, '23

ITEM	Time	AVERAGE EXHAUST TEMP	NOx STACK HRSG 2	SO2 STACK HRSG 2	CO STACK HRSG 2	O2 STACK HRSG 2	OPACITY STACK HRSG 2	NOX (7% O2) HRSG2
DATA		(AVR)	(AVR)	(AVR)	(AVR)	(AVR)	(AVR)	(AVR)
TAG NAME		2TX	15AAAI2001	15AAAI2002	15AAAI2003	15AAAI2004	15AAAI2005	2NOX7P02
UNIT		degC	ppm	ppm	ppm	%O2	%	ppm
	1:00	867	8.3	-13.4	17.1	15.55	0.3	21.6
	2:00	867	8.3	-13.4	16.5	15.55	0.3	21.5
	3:00	866	8.3	-13.4	16.4	15.55	0.3	21.6
	4:00	867	8.6	-13.4	15.4	15.55	0.3	22.5
	5:00	867	8.6	-13.4	15.4	15.55	0.3	22.4
	6:00	867	8.7	-13.3	15.9	15.56	0.3	22.6
	7:00	866	8.7	-13.3	15.3	15.56	0.3	22.6
	8:00	867	8.9	-13.2	15.5	15.56	0.3	23.1
	9:00	866	8.9	-13.3	15.7	15.55	0.3	23.0
	10:00	866	8.8	-13.4	15.9	15.54	0.3	22.7
	11:00	866	8.8	-13.7	15.4	15.53	0.3	22.7
	12:00	866	8.3	-14.1	15.4	15.50	0.3	21.3
	13:00	866	8.1	-14.4	14.7	15.48	0.3	20.6
	14:00	866	8.0	-14.6	13.9	15.47	0.3	20.5
	15:00	866	7.7	-14.7	13.4	15.47	0.3	19.6
	16:00	866	7.2	-14.7	13.6	15.48	0.3	18.4
	17:00	866	7.4	-14.5	14.4	15.50	0.3	19.1
	18:00	867	7.5	-14.3	16.1	15.49	0.3	19.3
	19:00	867	7.8	-14.1	16.8	15.51	0.3	20.1
	20:00	866	8.0	-13.9	17.8	15.52	0.3	20.6
	21:00	867	8.7	-13.6	16.9	15.54	0.3	22.5
	22:00	867	9.2	-13.3	17.5	15.56	0.3	23.9
	23:00	867	9.0	-13.3	17.6	15.56	0.3	23.5
	0:00	867	8.9	-13.2	17.8	15.56	0.3	23.1
AVE		866	8.4	-13.7	15.8	15.53	0.3	21.6
SUM								
MAX		867	9.2	-13.2	17.82	15.56	0.3	23.9
MIN		866	7.2	-14.7	13.41	15.47	0.3	18.4

DAILY REPORT OF GAS TURBINE GENERATOR OPERATION

29 June, '23

ITEM	Time	AVERAGE EXHAUST TEMP	NOx STACK HRSG 2	SO2 STACK HRSG 2	CO STACK HRSG 2	O2 STACK HRSG 2	OPACITY STACK HRSG 2	NOX (7% O2) HRSG2
DATA		(AVR)	(AVR)	(AVR)	(AVR)	(AVR)	(AVR)	(AVR)
TAG NAME		2TX	15AAAI2001	15AAAI2002	15AAAI2003	15AAAI2004	15AAAI2005	2NOX7P02
UNIT		degC	ppm	ppm	ppm	%O2	%	ppm
	1:00	866	8.8	-13.2	17.7	15.56	0.3	23.0
	2:00	866	8.8	-13.2	18.2	15.56	0.3	22.8
	3:00	866	8.8	-13.2	17.4	15.56	0.3	22.9
	4:00	867	8.6	-13.2	17.1	15.56	0.3	22.4
	5:00	867	8.6	-13.2	17.4	15.55	0.3	22.5
	6:00	867	8.8	-13.1	17.7	15.56	0.3	22.7
	7:00	866	8.8	-13.0	18.3	15.56	0.3	22.9
	8:00	866	8.8	-13.1	18.6	15.55	0.3	22.9
	9:00	866	9.0	-13.3	17.3	15.54	0.3	23.2
	10:00	866	8.9	-13.3	16.9	15.54	0.3	23.1
	11:00	866	8.7	-13.6	16.7	15.53	0.3	22.4
	12:00	866	8.4	-13.9	16.0	15.51	0.3	21.6
	13:00	866	8.1	-14.2	16.0	15.48	0.3	20.8
	14:00	866	8.1	-14.4	15.8	15.47	0.3	20.7
	15:00	866	8.0	-14.5	15.7	15.47	0.3	20.4
	16:00	866	7.7	-14.6	15.8	15.47	0.3	19.7
	17:00	866	7.4	-14.5	16.5	15.48	0.3	19.1
	18:00	867	7.7	-14.2	17.5	15.48	0.3	19.9
	19:00	867	8.4	-13.9	17.2	15.51	0.3	21.8
	20:00	867	8.4	-13.8	17.4	15.52	0.3	21.6
	21:00	867	8.3	-13.7	18.1	15.53	0.3	21.5
	22:00	867	8.5	-13.5	19.1	15.54	0.3	22.0
	23:00	867	8.7	-13.4	18.1	15.54	0.3	22.4
	0:00	867	8.6	-13.4	18.2	15.54	0.3	22.3
AVE		866	8.5	-13.6	17.3	15.52	0.3	21.9
SUM								
MAX		867	9.0	-13.0	19.06	15.56	0.3	23.2
MIN		866	7.4	-14.6	15.74	15.47	0.3	19.1

DAILY REPORT OF GAS TURBINE GENERATOR OPERATION

30 June, '23

ITEM	Time	AVERAGE EXHAUST TEMP	NO _x STACK HRSG 2	SO ₂ STACK HRSG 2	CO STACK HRSG 2	O ₂ STACK HRSG 2	OPACITY STACK HRSG 2	NOX (7% O ₂) HRSG2
DATA		(AVR)	(AVR)	(AVR)	(AVR)	(AVR)	(AVR)	(AVR)
TAG NAME		2TX	1SAAA12001	1SAAA12002	1SAAA12003	1SAAA12004	1SAAA12005	2NOX7P02
UNIT		degC	ppm	ppm	ppm	%O ₂	%	ppm
	1:00	867	8.9	-13.4	17.9	15.54	0.3	22.2
	2:00	867	8.5	-13.4	17.9	15.54	0.3	22.0
	3:00	867	9.0	-13.2	17.2	15.55	0.3	23.4
	4:00	867	9.4	-12.8	17.5	15.57	0.3	24.5
	5:00	867	9.1	-12.8	17.6	15.56	0.3	23.7
	6:00	866	8.9	-12.8	18.1	15.56	0.3	23.2
	7:00	866	9.1	-12.8	18.4	15.57	0.3	23.6
	8:00	866	9.1	-12.8	18.5	15.58	0.3	23.7
	9:00	866	9.1	-13.0	16.9	15.55	0.3	23.7
	10:00	866	8.9	-13.3	17.1	15.54	0.3	23.1
	11:00	866	8.5	-13.6	16.0	15.51	0.3	21.9
	12:00	866	8.3	-13.8	16.3	15.51	0.3	21.3
	13:00	866	8.3	-14.0	15.4	15.50	0.3	21.3
	14:00	866	8.4	-14.0	15.0	15.51	0.3	21.6
	15:00	866	8.5	-13.9	15.2	15.51	0.3	21.9
	16:00	867	8.3	-13.9	15.4	15.52	0.3	21.6
	17:00	867	9.0	-13.5	16.8	15.53	0.3	23.2
	18:00	866	8.6	-13.5	16.9	15.54	0.3	22.4
	19:00	867	8.2	-13.5	17.6	15.51	0.3	21.3
	20:00	867	8.4	-13.4	17.5	15.54	0.3	21.9
	21:00	867	8.5	-13.4	17.7	15.54	0.3	21.9
	22:00	867	8.5	-13.3	17.9	15.54	0.3	22.1
	23:00	867	8.6	-13.4	17.5	15.54	0.3	22.3
	0:00	867	8.7	-13.3	17.2	15.54	0.3	22.4
AVE		866	8.7	-13.4	17.1	15.54	0.3	22.5
SUM								
MAX		867	9.4	-12.8	18.54	15.57	0.3	24.5
MIN		866	8.2	-14.0	15.01	15.50	0.3	21.3

DAILY REPORT OF GAS TURBINE GENERATOR OPERATION

01 July, '23

ITEM	Time	AVERAGE EXHAUST TEMP	NO _x STACK HRSG 2	SO ₂ STACK HRSG 2	CO STACK HRSG 2	O ₂ STACK HRSG 2	OPACITY STACK HRSG 2	NOX (7% O ₂) HRSG2
DATA		(AVR)	(AVR)	(AVR)	(AVR)	(AVR)	(AVR)	(AVR)
TAG NAME		2TX	1SAAA12001	1SAAA12002	1SAAA12003	1SAAA12004	1SAAA12005	2NOX7P02
UNIT		degC	ppm	ppm	ppm	%O ₂	%	ppm
	1:00	867	8.6	-13.3	17.5	15.55	0.3	22.3
	2:00	867	8.6	-13.3	17.5	15.54	0.3	22.3
	3:00	867	8.6	-13.2	17.6	15.54	0.3	22.3
	4:00	867	8.8	-13.1	18.0	15.55	0.3	22.7
	5:00	867	9.1	-12.8	17.5	15.56	0.3	23.7
	6:00	867	9.2	-12.7	18.3	15.57	0.3	23.8
	7:00	866	9.1	-12.6	19.7	15.57	0.3	23.7
	8:00	866	9.1	-12.7	17.0	15.57	0.3	24.2
	9:00	866	9.2	-12.8	16.7	15.56	0.3	23.9
	10:00	866	8.9	-13.0	16.6	15.55	0.3	23.2
	11:00	866	8.6	-13.3	17.3	15.52	0.3	22.2
	12:00	866	8.4	-13.7	16.6	15.50	0.3	21.7
	13:00	866	7.9	-14.1	16.0	15.47	0.3	20.3
	14:00	866	7.6	-14.2	16.1	15.47	0.3	19.5
	15:00	866	7.7	-14.2	16.1	15.49	0.3	19.8
	16:00	866	7.8	-14.1	16.5	15.51	0.3	20.2
	17:00	866	8.0	-14.0	15.9	15.51	0.3	20.7
	18:00	866	7.9	-13.8	16.2	15.52	0.3	20.3
	19:00	867	8.2	-13.7	17.4	15.50	0.3	21.3
	20:00	867	8.9	-13.4	16.8	15.54	0.3	22.9
	21:00	867	8.9	-13.2	16.7	15.55	0.3	23.2
	22:00	867	8.6	-13.2	17.3	15.54	0.3	22.3
	23:00	867	8.8	-13.2	17.7	15.54	0.3	22.8
	0:00	866	8.8	-13.2	18.0	15.55	0.3	22.9
AVE		866	8.6	-13.4	17.1	15.53	0.3	22.2
SUM								
MAX		867	9.3	-12.6	19.74	15.57	0.3	24.2
MIN		866	7.6	-14.2	15.95	15.47	0.3	19.5



บริษัท ผลิตไฟฟ้าและน้ำเย็น จำกัด
District Cooling System and Power Plant Co.,Ltd.

222 หมู่ที่ 1 ตำบลหนองปรือ อำเภอบางพลี
สมุทรปราการ 10540 โทร : 0-2327-4242 โทรสาร : 0-2327-4244
222 Moo 1 Tambon Nong-prue Amphur Bangplee
Samutprakam 10540 Thailand Tel : 0-2327-4242 Fax : 0-2327-4244

Project : Annual Inspection GT#2

Date : 14 Jan, 2023


Activity : LOTO and Transformer Spray Test **Responsibility :** GE / EGAT

Equipment : Gas Turbine Unit 2

Page : 3 of 8



Log Out Tag Out อุปกรณ์ Breaker ระบบต่างๆ
ที่จ่ายให้กับ Gas Turbine และ Control Valve ของ
Main Gas เพื่อความปลอดภัยในการปฏิบัติงาน



Transformer Spray Test
เพื่อทดสอบระบบดับเพลิงและหัวฉีดน้ำ
ฝอยดับเพลิง(Water Spray Nozzle)
ซึ่งสามารถทำงานได้ตามปกติ

Responsible and Prepared

by : Mechanical Engineer

Signature :

Name : Tanat Sukreeta

Date :

Acknowledge

by : Electrical Engineer

Signature :

Name : Poonyachai Yotha

Date :

Checked by :

Engineering & Maintenance Manager

Signature :

Name : Jakkrit Noiphoo

Date :



บริษัท ผลิตไฟฟ้าและน้ำเย็น จำกัด
District Cooling System and Power Plant Co., Ltd.

222 หมู่ที่ 1 ตำบลหนองปรือ อำเภอบางพลี
สมุทรปราการ 10540 โทร : 0-2327-4242 โทรสาร : 0-2327-4244
222 Moo 1 Tambon Nong-prue Amphur Bangplee
Samutprakarn 10540 Thailand Tel : 0-2327-4242 Fax : 0-2327-4244

Project : Annual Inspection GT#2


Date : 14 Jan, 2023

Activity : Inlet Volute & Exhaust Inspection


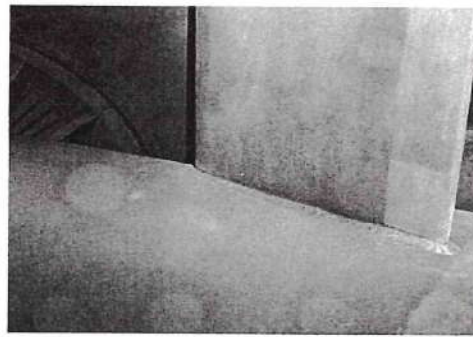

Responsibility : GE

Equipment : Gas Turbine Unit 2

Page : 4 of 8



ตรวจสอบสภาพภายในของ Exhaust
Discharge โดยทำการตรวจสอบผนัง, สภาพ
Vane, รอยเชื่อมต่างๆ



รวมถึงระยะเยื้องระหว่าง Vane โดย
GE จะสรุปผลทั้งหมดใน Inspection Report

Responsible and Prepared

by : Mechanical Engineer

Signature :

Name : Tanat Sukreeta

Date :

Acknowledge

by : Electrical Engineer

Signature :

Name : Poonyachai Yotha

Date :

Checked by :

Engineering & Maintenance Manager

Signature :

Name : Jakkrit Noiphoo

Date :



Project : Annual Inspection GT#2

Date : 14 Jan, 2023

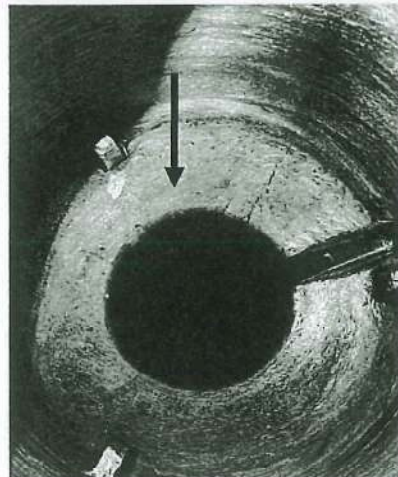

Activity : Main Gas Filter Inspection

Responsibility : GE

Equipment : Gas Turbine Unit 2

Page : 5 of 8

GE ได้ทำการนำ Filter ของ Main Gas Supply มา Visual Inspection เพื่อตรวจสอบว่า Filter มีรอยร้าวหรือชำรุดจากการใช้งานหรือไม่ โดยตรวจสอบจากการนำไฟฉายส่องภายใน Filter หากมีการรั่วของ Filter จะพบลำแสงออกมา จากการตรวจสอบพบว่า Filter อยู่ในสภาพภายในปกติ



แต่พบว่ามีน้ำมันบางส่วนคาดว่ามีมาจาก Gas Compressor ไหลเข้ามาใน Main Gas Filter ซึ่งโดยทั่วไปไม่ควรพบ ซึ่งทาง GE แนะนำให้ตรวจสอบหาสาเหตุต่อไป โดยปัจจุบัน GE ได้ทำการ Clean ให้แล้วเสร็จ แต่ยังคงแนะนำให้ตรวจสอบหาสาเหตุ เพราะอาจเกิดเหตุการณ์แบบนี้ได้อีก

Responsible and Prepared

by : Mechanical Engineer

Signature :

Name : Tanat Sukreeta

Date :

Acknowledge

by : Electrical Engineer

Signature :

Name : Poonyachai Yotha

Date :

Checked by :

Engineering & Maintenance Manager

Signature :

Name : Jakkrit Noiphoo

Date :



บริษัท ผลิตไฟฟ้าและน้ำเย็น จำกัด
District Cooling System and Power Plant Co., Ltd.

222 หมู่ 1 ตำบลหนองปรือ อำเภอบางพลี
สมุทรปราการ 10540 โทร : 0-2327-4242 โทรสาร : 0-2327-4244
222 Moo 1 Tambon Nong-prue Amphur Bangplue
Samutprakarn 10540 Thailand Tel : 0-2327-4242 Fax : 0-2327-4244

Project : Annual Inspection GT#2


Date : 14 Jan, 2023

Activity : Main Gas Filter Inspection

Responsibility : GE

Equipment : Gas Turbine Unit 2

Page : 6 of 8



ก่อนทำการตรวจสอบ Main Gas Filter ได้ทำการถอดท่อ Gas Vent Line เพื่อที่จะสามารถทำตรวจสอบ Main Gas Filter ได้ หลังจากถอดออกมาพบว่า Spiral Wound Gasket 1/2" class 150 พบว่ามี คราบสนิมบางส่วน ทาง GE แนะนำให้ เปลี่ยน จึงได้ทำการเบิกจากคลัง

1700001043 Spiral Wound Gasket 1/2" Class 150
จำนวน 1 EA

หลังจากนั้นทำการประกอบและนำเข้าใช้ งานได้ตามปกติ

DESCRIPTION: Gas Vent Line Gasket	
PART NUMBER:	ควาบสนิม
SERIAL NUMBER:	
COMMENTS:	OLD

DESCRIPTION: Gas Vent Line Gasket	
PART NUMBER:	
SERIAL NUMBER:	
COMMENTS:	NEW

Responsible and Prepared

by : Mechanical Engineer

Signature :

Name : Tanat Sukreeta

Date :

Acknowledge

by : Electrical Engineer

Signature :

Name : Poonyachai Yotha

Date :

Checked by :

Engineering & Maintenance Manager

Signature :

Name : Jakkrit Nolphoo

Date :



บริษัท ผลิตไฟฟ้าและน้ำเย็น จำกัด
District Cooling System and Power Plant Co., Ltd.

222 หมู่ที่ 1 ตำบลหนองปรือ อำเภอบางพลี
สมุทรปราการ 10540 โทร : 0-2327-4242 โทรสาร : 0-2327-4244
222 Moo 1 Tambon Nong-prue Amphur Bangplee
Samutprakarn 10540 Thailand Tel : 0-2327-4242 Fax : 0-2327-4244

Project : Annual Inspection GT#2

Date : 15 Jan, 2023

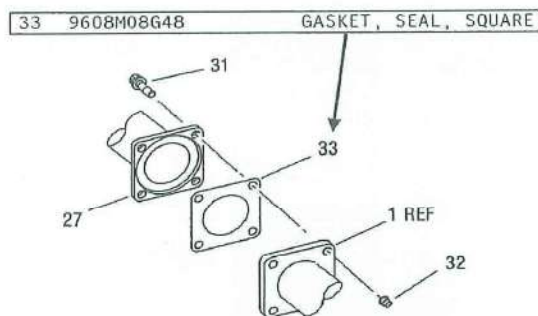

Activity : Turbine Rear Frame Gasket Replacement Responsibility : GE

Equipment : Gas Turbine Unit 2

Page : 7 of 8



GE ได้ทำการตรวจสอบตามแผน Annual Inspection
บริเวณ Turbine Rear Frame โดยต้องทำการเปลี่ยน Gasket
P/N : 9608M08G48 โดยทาง GE ประเมินพบว่าต้องทำการ
โดยมีลักษณะความเสียหายตามภาพ
จึงได้ทำเรื่องเบิก Gasket ที่มีอยู่ในคลังมาใช้
จำนวน 1 EA



Responsible and Prepared

by : Mechanical Engineer

Signature :

Name : Tanat Sukreeta

Date :

Acknowledge

by : Electrical Engineer

Signature :

Name : Poonyachai Yotha

Date :

Checked by :

Engineering & Maintenance Manager

Signature :

Name : Jakkrit Noiphoo

Date :



บริษัท ผลิตไฟฟ้าและน้ำเย็น จำกัด
District Cooling System and Power Plant Co., Ltd.

222 หมู่ที่ 1 ตำบลหนองปรือ อำเภอบางพลี
สมุทรปราการ 10540 โทร : 0-2327-4242 โทรสาร : 0-2327-4244
222 Moo 1 Tambon Nong-prue Amphur Bangplee
Samutprakarn 10540 Thailand Tel : 0-2327-4242 Fax : 0-2327-4244

Project : Annual Inspection GT#2

Date : 14 Jan, 2023

Activity : Air Inlet Filter Replacement

Responsibility : S2A


Equipment : Gas Turbine Unit 2

Page : 2 of 8


Before



Pre Filter (F5)





Pre Filter (F8)



Main Filter (E11)

After



Responsible and Prepared

by : Mechanical Engineer

Signature :

Name : Tanat Sukreeta

Date :

Acknowledge

by : Electrical Engineer

Signature :

Name : Poonyachai Yotha

Date :

Checked by :

Engineering & Maintenance Manager

Signature :

Name : Jakkrit Noiphoo

Date :



Project : Annual Inspection GT#2

Date : 15 Jan, 2023

Activity : AGB Carbon Seal Replacemen


Responsibility : GE

Equipment : Gas Turbine Unit 2

Page : 8 of 8

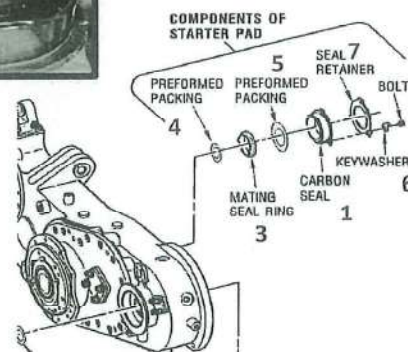



เนื่องจากใน Scope ของงาน Annual Inspection จะมีการเปลี่ยน AGB Carbon Seal เบิกปกติตามรอบ ซึ่งในครั้งนี้หลังจาก GE ทำการเปลี่ยน AGB Carbon Seal พบว่า สภาพมีการสึกกร่อนหลายจุดทั้งที่ ผิว Carbon และ ผิวโลหะ คาดว่าเกิดจากถูกกัดกร่อนโดย Varnish & Particle ซึ่งการเปลี่ยนครั้งล่าสุดคือช่วงงาน Semi-Annual Inspection GT#2 เดือนกรกฎาคม 2565 ซึ่งต้องเฝ้าติดตามต่อไป



Part ที่ทาง GE ทำการเปลี่ยนมีรายการดังนี้

- | | |
|---|------|
| 1. Carbon Seal P/N : 9601M73P07 | 1 EA |
| 2. Packing, Preformed O-ring P/N : 9365M41P229 | 1 EA |
| 3. Ring, Seal Mating P/N : 9634M85P0 | 1 EA |
| 4. Packing, Preformed, 1.478 ID P/N: J221P222 | 1 EA |
| 5. Packing, Preformed, 2.102 ID. P/N : J221P138 | 1 EA |
| 6. Washer Key P/N : 9009M32P01 | 3 EA |
| 7. Retainer, Seal P/N : 9699M98P01 | 1 EA |



Responsible and Prepared

by : Mechanical Engineer

Signature :

Name : Tanat Sukreeta

Date :

Acknowledge

by : Electrical Engineer

Signature :

Name : Poonyachai Yotha

Date :

Checked by :

Engineering & Maintenance Manager

Signature :

Name : Jakkrit Noiphoo

Date :